



2016

Precinct Committee Officer Filing Information








mail/office	919 SW Grady Way Renton, WA 98057
phone	206-296-1565
fax	206-296-0108
email	election.operations@kingcounty.gov
web	kingcounty.gov/elections

Contents

Filing to be a PCO candidate	Who can register to vote.....	11
Becoming a candidate for precinct committee officer (PCO).....	Completing the voter registration form.....	11
When to file.....	Voter registration deadlines.....	11
Where to file.....	Voter concern information.....	12
Cost to file.....	Observing Elections	
Getting ready to file.....	Public access at King County Elections.....	13
Your name on the ballot.....	Live election cams.....	13
Ballot Information	Video Tour of King County Elections.....	13
Will my name appear on the ballot?.....	Take a self-guided tour of Elections.....	13
Ballot information.....		
Counting the Votes		
Counting the votes.....		7
Certifying the election.....		7
Voter Statistics and Data		
Historical turnout information.....		8
Data request information.....		8
Voter data requests.....		8
Mail ballot return data requests.....		9
Signature challenge data requests.....		9
Voter Registration Guidelines		
Voter registration drives.....		10

Legend

-  This symbol denotes important deadlines.
-  This symbol denotes general information.
-  This symbol denotes important information.
-  This symbol denotes contact information.

 Information contained in this manual is subject to change. Consult the manual online for the most updated information.

 King County Elections
 206-296-1565, option 5
 election.operations@kingcounty.gov
 kingcounty.gov/elections

Filing to be a PCO candidate

How to file to become a precinct committee officer candidate.

chapter 01

Becoming a candidate for precinct committee officer (PCO)

To become a candidate for precinct committee officer (PCO), a voter must complete and file a Declaration of Candidacy for Precinct Committee Officer. Voters must, at the time of filing, be properly registered to vote in the precinct for which they are filing. Voters may only file as a Democratic Party PCO or a Republican Party PCO.

Contact our office if you have any questions about your voter registration or precinct information.

When to file

The candidate filing period begins the Monday two weeks prior to Memorial Day and ends the following Friday.

All Declarations of Candidacy for PCO must be received before the close of business on the last day of the filing period. Declarations of Candidacy for PCO received after this date, regardless of the postmark, are invalid.

Candidates for PCO may file online starting at 9 a.m. on the first day of filing until 4 p.m. on the last day of filing. Declarations of Candidacy for PCO filed in person must be during business hours. Mailed Declarations of Candidacy for PCO may be submitted in advance up to ten business days before the filing period begins. Filings received prior to this date will be returned to the candidate.

Where to file

Candidates for precincts within King County must file with King County Elections.

Cost to file

There is no filing fee.

Getting ready to file

Before you file, you will need to:

- Verify that your voter registration information is current. You can verify your voter registration information online at vote.wa.gov.
- Decide how you want your name to appear on the ballot.
- Have your contact information ready.



Filing deadlines

Mail
May 2 - May 20, 4:30 p.m., regardless of postmark

In-person
May 16, 8:30 a.m. - May 20, 4:30 p.m.

Online
May 16, 9 a.m. - May 20, 4:30 p.m.

Your name on the ballot

When filing, you must input your name exactly as you wish it to appear on the ballot. You may use a nickname by which you are commonly known as your first name, but your last name must be the name under which you are registered to vote. For example, if you are registered to vote as William Smith but are commonly known as Bill, you may use Bill Smith for your ballot name.

You may not use a nickname that denotes present or past occupation or military rank, use a nickname that denotes your position on issues or political affiliation, or use a nickname designed to intentionally mislead voters.

Make sure you input your ballot name correctly; you cannot make any corrections once you submit your Declaration of Candidacy for PCO.

How to file your Declaration of Candidacy for PCO

As a best practice, when filing your Declaration of Candidacy for PCO, King County Elections recommends that you submit your Declaration of Candidacy for PCO as early as possible during filing week. Our office will not accept late submissions.

Online filing is the easiest way to file for office. Online candidate filing opens on Monday, May 16, 2016, at 9 a.m. and is available 24 hours a day until Friday, May 20, 2016, at 4 p.m. Candidates in the system at 4 p.m. on the last day of filing will have until 4:30 p.m. to submit their filing. Any candidates who have not completed their filing by 4:30 p.m. will be shut out of the system and their filing invalidated.

Candidates who file online will receive a confirmation email that their filing has been received and again when their filing has been approved.

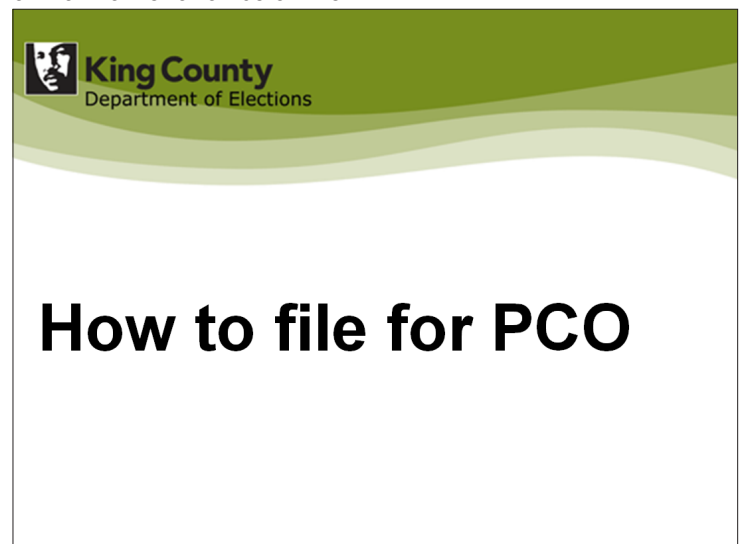
King County Elections has created an online training session that demonstrates how to file for precinct committee officer. View the online training by clicking on the image shown below, which will link you directly to the video on our website. Candidates can also visit our [website](#) to watch the training session.

Candidates also have the option of filing their Declaration of Candidacy for PCO in-person at the Elections Office during business hours, starting on Monday, May 16, 2016, at 8:30 a.m. and ending on Friday, May 20, 2016, at 4:30 p.m. No late filings will be accepted.

If you will be out of town and will not have computer access during the week of candidate filing, you may submit your Declaration of Candidacy for PCO by mail beginning on May 2, 2016. Filings submitted by mail must be received by 4:30 p.m. on May 20, 2016, regardless of postmark. Filings received by mail prior to May 2, 2016, will be returned to the candidate.

Once filed, a Declaration of Candidacy for PCO may not be altered. If you decide during the filing period to change the Declaration of Candidacy for PCO, you must first withdraw and then re-file.

Coming soon! Click on the image below to watch a brief tutorial on how to file for office online.



Withdrawal of candidacy

The deadline for withdrawing from office is the Monday following filing week.

To withdraw, a candidate must submit a signed request that their name be removed from the ballot. A Withdrawal of Candidacy form is available on our [website](#). The form is also available via a link in the confirmation email sent to candidates who filed for PCO online.



Deadline to Withdraw Candidacy

May 23, 2016, at 4:30 p.m.

Ballot Information

Information about when candidates for PCO will appear on the ballot and the order in which candidates and measures appear on the ballot.

chapter 02



Will my name appear on the ballot?

Only contested races appear on the ballot. For example, if two candidates file for a Democratic Party position, but only one candidate files for the Republican Party position, only the Democratic PCO race will appear on the ballot. If, after the last day to withdraw, only one candidate has filed for a party position, that candidate is considered elected immediately and King County Elections will issue a certification of election. Certificates of election are provided to either the Democratic Party or Republican Party, they are not provided directly to the candidate.

Ballot information

PCO races only appear on even-year primary election ballots. PCO races appear at the end of the ballot. If both party positions qualify to appear on the ballot, the order is determined by the statewide results of the last presidential election.

Candidate order within each party is determined by lot. After the close of the regular candidate filing period, King County Elections will conduct a lot draw to determine the order in which candidate names will appear on the primary election ballot.

A candidate's declared party abbreviation will be printed next to each candidate's name. Also, below each candidate, the following statement will be printed, as required by law, "I affirm I am a Democrat" if the candidate is a Democrat or "I affirm I am a Republican" if the candidate is a Republican.

A write-in line is not printed on the ballot for PCO races as there are no write-in candidates.

Counting the Votes

Information about counting votes cast for PCO races and issuing certificates of election.

chapter 03



Counting the votes

Voters may only cast a vote for one PCO candidate. If votes are cast for more than one candidate, the race is overvoted and neither vote counts. There is no minimum requirement for the number of votes cast for a candidate to be elected. Contested PCO races are subject to recount laws. The candidate receiving the most votes in the primary is elected. PCO races do not appear on the general election ballot.

Certifying the election

Results for PCO races certify at the same time as other offices, 14 days following the day of the primary election. Certificates of election are provided to either the Democratic Party or Republican Party, they are not provided directly to the candidate.

Voter Statistics and Data

Information about past voter turnout and how to request voter information.

chapter 04

Historical turnout information

King County Elections historical turnout information for primary and general elections between 2000 - 2015 can be found on the King County Elections [website](#).

General data request information

All voter data requests are processed by King County Voter Services. Contact information for Voter Services can be found on the next page. Current lists of voter registrations are public records (RCW 29A.08.720).

This data may be used for political purposes only. Voter registration data may not be used for commercial purposes. (RCW 29A.08.720, RCW 29A.08.740 and RCW 42.56.070(9))

There is no charge for data requests, unless the data is provided on paper and is over 34 sheets/more than \$5.00 (15¢ per sheet x 34 is \$5.10).

Data is provided by email or on a CD, both containing a comma-delimited text file. If an alternate format is needed, contact King County Elections Voter Services.

Voter data requests

Data of registered voters (active, inactive, and pending) within a specific district, including:

- Name of registered voter
- Voter ID
- Voter status
- Registered address, city, state, and zip
- Mailing address, if different and provided to King County Elections
- Precinct name, number, and portion
- Date of registration
- Date of birth
- Gender
- Voting history (if requested)

To request this information, complete the Voter Data Request form on our [website](#). Allow 1-2 business days for processing.

Mail ballot return data requests

Mail ballot return data includes voters (within requested districts) eligible to vote in the current election only. The file will contain the same information as a voter data request but will also indicate if the voter has returned their ballot.

To request this information, complete the Mail Ballot Return Data Request form on our [website](#). Allow 1-2 business days for processing.

Signature challenge data requests

Signature challenge data contains a list of voters with a signature challenge on their ballot for the current election. The file includes:

- Voter ID
- Name of registered voter
- Language
- Challenge category
- Ballot category
- Registered address, city, state, and zip
- Mailing address, if different and provided to King County Elections
- Precinct name
- Legislative district

For more information about signature challenge data requests or to request this information, contact our office.



King County Elections - Voter Services

206-296-1608

voter.services@kingcounty.gov

kingcounty.gov/elections

Voter Registration Guidelines

General information about voter registration drives.

chapter 05

Voter registration drives

It is the policy of the state of Washington to encourage every eligible person to register to vote and to participate fully in all elections and to protect the integrity of the electoral process by providing equal access to the process while guarding against discrimination and fraud. Make sure the people of your community have a voice in the next election.

Tips for a successful drive:

- Plan your drive well in advance of voter registration deadlines.
- Consider coordinating with other groups to maximize your efforts.
- Obtain permission from the owner or manager before conducting drives on private property.
- Obtain forms from your local elections office or the Secretary of State's Office.
- Treat everyone the same.
- Know how to complete the form so you can assist individuals.
- Allow people to take a registration form and submit it themselves.
- Let people know they may fill out a form to update their existing registration (name change, address change, etc.)
- Assist people with disabilities only when they ask for help.
- Have contact information for the local elections office available to aid in referring people.
- Submit completed forms within five business days, by mail or in person, to the local elections office or Secretary of State's Office. (RCW 29A.08.115)
- Return unused forms to the local elections office or Secretary of State's Office.

Do not...

- refuse to give anyone a registration form.
- offer gifts or promotional items for registering someone to vote unless you offer the same item to someone who does not register to vote.
- accept registrations you know to be fraudulent (see Voter Concern Information at the end of this chapter).

Who can register to vote

To be eligible to vote in Washington State, a person:

- must be a citizen of the United States;
- must be at least 18 years old on or before election day;
- must have lived in Washington State for 30 days prior to the election (exceptions apply to overseas and service voters);
- must not maintain a registration in two or more counties or states or with two or more names;
- must not be under the authority of the Department of Corrections; and
- must not be disqualified from voting due to a court order.

Completing the voter registration form

The below information is required on voter registration forms:

- must mark citizenship checkbox;
- must include the date of birth (check for the proper year);
- must include full name (i.e., last, first, middle initial, suffix);
- must include a Washington State residential address;
- must include both mailing and residential addresses if mail is not delivered to the residential address; and
- must sign the oath (signature is used to verify ballots).

Voter registration deadlines

New voter registrations and changes to voter registration records received after the deadlines will be effective only for future elections.

By mail or online:

- 29 days before an election.
- Changes to residential address, mailing address, name or other voter registration record information must be made before this deadline. (If the deadline is not met, voters may still vote using their previous voter registration record information.)
- The registration must be postmarked no later than the deadline.

In-person at the local elections office:

- Eight days before an election.
- Only registrations for voters not currently registered in the state of Washington.

Voter concern information

If you believe you have witnessed irregularities, discrimination, or fraud, please report the incident by accessing the Voter Concern Form on the Secretary of State's [website](#).

Clearly and specifically state your concern(s) and include events, dates, times, addresses and names pertaining to your concern(s).



King County Elections - Voter Services
206-296-1608
voter.services@kingcounty.gov
kingcounty.gov/elections



Office of the Secretary of State
Elections Division
360-902-4180
elections@sos.wa.gov
vote.wa.gov

Observing Elections

Information about observing the elections process at King County Elections.

chapter 06



Public access at King County Elections

Citizens may view the processing of ballots at King County Elections anytime during business hours. The public must sign in and receive a badge at the check-in room upon arrival.

Visitors can view the process from designated areas. Security restricts limited access to ballot processing areas to authorized employees only, as this is where ballots are tabulated and stored.

For more information about observer opportunities visit our [website](#).

Live election cams

See for yourself how ballots are processed by watching our [live election cams](#) (when an election is in process) which are available on our website.

If we are not currently processing ballots, consider watching our virtual tour video to get an idea of what we do.

Video Tour of King County Elections

Take a [video tour of King County Elections](#). Each video segment corresponds to a view point on our self-guided tour.

Take a self-guided tour of Elections

The King County Elections office in Renton features a viewing loop so that you can observe the election process in action. No reservations are needed for this self-guided tour.

The viewing loop is open beginning the day ballots are mailed through the certification of the election during business hours: weekdays 8:30 a.m. to 4:30 p.m. with extended hours on election days. For more information call 206-296-VOTE (8683).

