



Continuing a 10 year practice, in May 2008 the King County Sheriff's Office initiated a citizen survey to identify the priorities and concerns of residents living in our contract cities and unincorporated King County. The sample consisted of 100 residents from each of the contract cities, as well as an evenly distributed representation of Unincorporated King County. The total completed sample size was 2000.

Here's a summary of what our citizens had to say:

SAFETY

- ❑ 90% of residents said they feel safe walking alone in their communities. Residents living outside Southwest King County reported the highest feelings of personal safety in their communities.
- ❑ When asked what more the KCSO could do for residents, 38% said they would like the King County Sheriff's Office to add "more patrols" which is consistent with the 2004 citizen survey results.
- ❑ 79% of residents said they would feel less safe if budget cuts were implemented and jobs were lost in order to balance the King County budget.

CUSTOMER SERVICE & EFFECTIVENESS

- ❑ KCSO deputies were praised for being courteous, fair, respectful and objective.
- ❑ 57% of residents who had contact with their local police thought they were very effective or effective in solving their problem.

PRIORITIES

- ❑ 35% of residents said drug use was a top concern. Residential burglary and vandalism were mentioned next as the crimes residents most often worried about. Empirical evidence has shown that property crimes and drug use are often interconnected.
- ❑ 92% of survey respondents said maintaining school safety and violence prevention programs was either "important" or "very important" to addressing crime in their communities. The next two most important programs were conducting specialized investigations and having cops on the streets 24 hours a day.
- ❑ KCSO can educate the public to prevent personal property crimes as well as auto thefts. Without instilling a sense of fear, KCSO should remind the public to be vigilant about common sense precautions such as shutting their windows and locking their cars. Support for local partnerships, like block watch and educational outreach, will allow KCSO to focus their attention on specialized investigations, gangs, and capturing violent felons.

CHARTER

- ❑ The vast majority of citizens (69%) want the King County Sheriff to remain an elected post. This current preference allows the citizens a voice in choosing their elected officials and confirms that they would like to maintain an appropriate balance of power.
- ❑ Over 60% of survey respondents also said they support authorizing the King County Sheriff to bargain with her own employees over workplace issues. This proposal was particularly popular among younger men, those who think police services in their area are "Excellent" and those who perceive King County to have been financially irresponsible in recent years.

BUDGET

- ❑ 41% of residents characterized King County as being "responsible" with public projects and taxpayer dollars in recent years and 53% said King County has been irresponsible.
- ❑ With the value of homes declining and increasing economic instability, 40% said they would vote for either a property tax or a sales tax increase and 56% said no tax increase was acceptable to them. Only 4% were undecided.
- ❑ In the face of budget cuts, 78% of residents said implementing KCSO's culture reform programs, such as those recommended by the Blue Ribbon Panel, were either "important" or "very important" to fund.
- ❑ Even given the likelihood that the county budget deficit would grow without stable funding in place, 48% of respondents still said we should "wait and see" before placing a measure before the voters while 42% said they would like to vote on something soon.

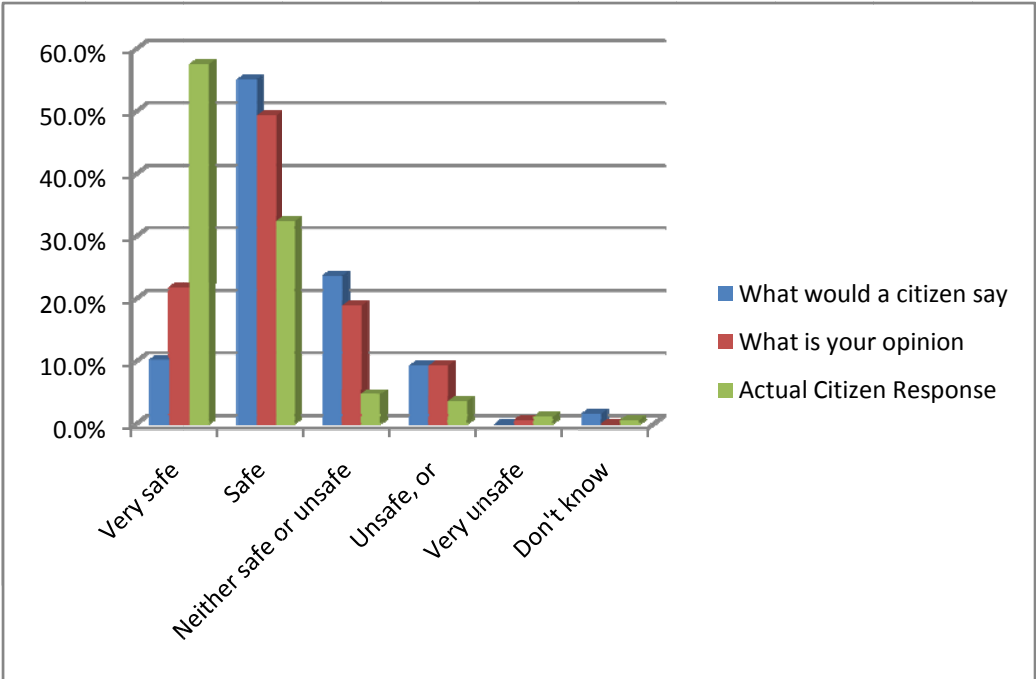
This year we also asked our employees to provide feedback. We set up an account through Survey Monkey and invited all of our employees to participate. One notification went out through a GIB on May 21st, and a reminder message was sent from the Sheriff on May 29th.

We wanted to know how you would respond to each question in two ways: 1) what do you think our citizens will say about our service; and 2) what would you say if you are, or hypothetically were, a King County resident. A total of 312 employees, commissioned and non-commissioned, responded. When we put that information side-by-side with the response from the citizens, the results are very informative:

EMPLOYEE/CITIZEN COMPARISON:

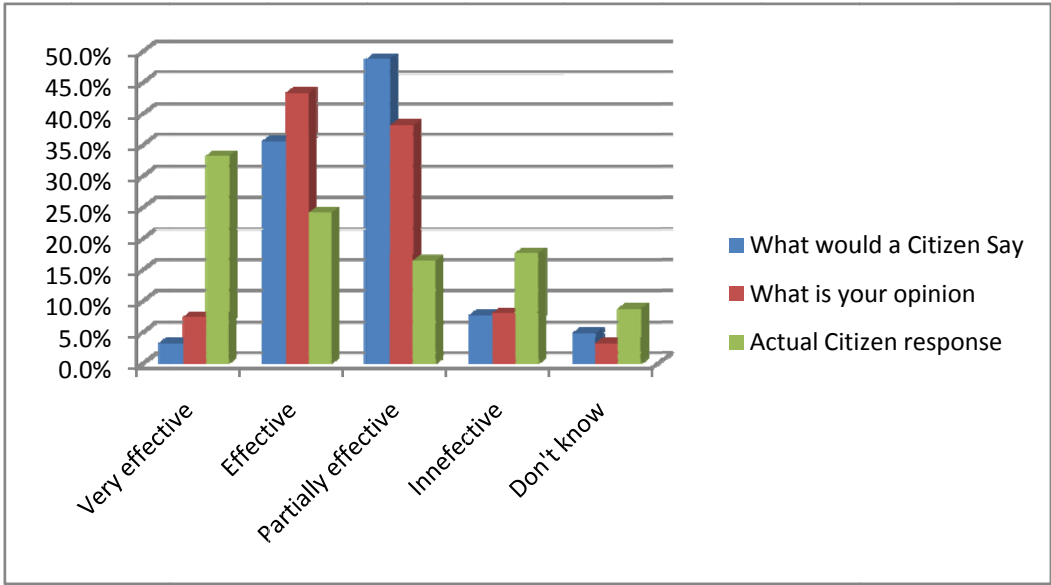
How safe would you feel walking alone in your neighborhood? Would you say _____?

	What would a citizen say	What is your opinion	Actual Citizen Response
Very safe	10.3%	21.8%	58%
Safe	55.1%	49.4%	32%
Neither safe or unsafe	23.7%	18.9%	5%
Unsafe, or	9.3%	9.3%	4%
Very unsafe	0.0%	0.6%	1%
Don't know	1.6%	0.0%	1%



How effective do you think the police were in solving your problem? Were they _____?

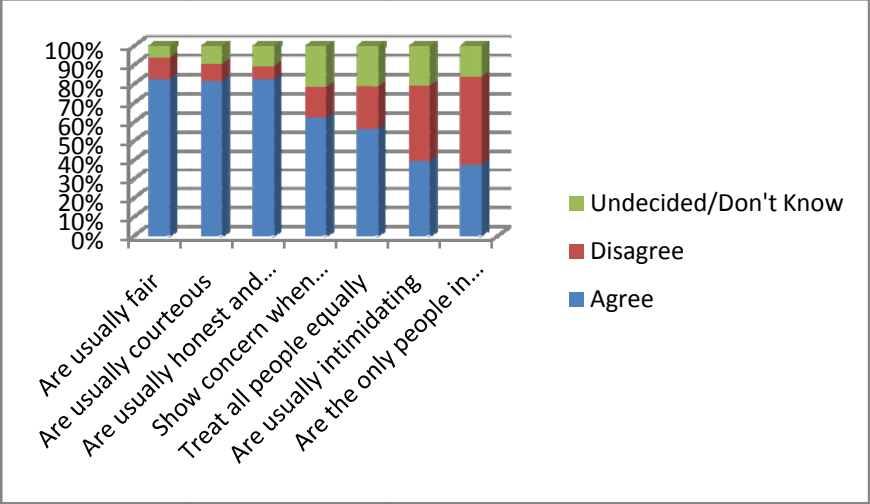
	What would a Citizen Say	What is your opinion	Actual Citizen response
Very effective	3.2%	7.4%	33.1%
Effective	35.6%	43.3%	24.1%
Partially effective	48.7%	38.1%	16.4%
Inneffective	7.7%	8.0%	17.6%
Don't know	4.8%	3.2%	8.7%



In the next questions, we would like you to give us your opinion about your community’s police service. For each statement I read, please tell me if you agree or disagree. “Police in your community _____.” Do you agree or disagree?

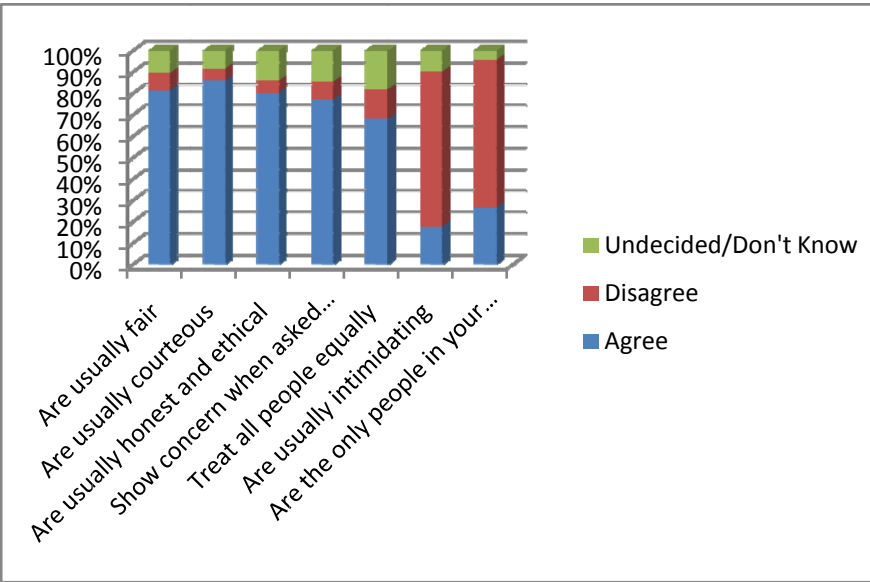
What would a citizen say

	Agree	Disagree	Undecided/Don't Know
Are usually fair	255	35	19
Are usually courteous	253	28	30
Are usually honest and ethical	254	22	33
Show concern when asked questions	192	50	68
Treat all people equally	173	70	66
Are usually intimidating	122	123	66
Are the only people in your community who can control crime	116	143	50



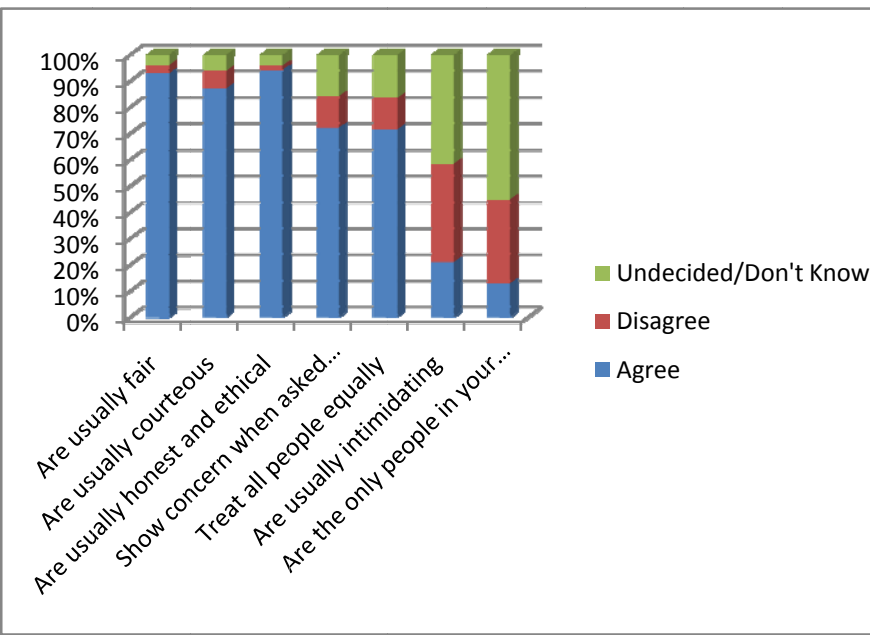
What is your Opinion

	Agree	Disagree	Undecided/Don't Know
Are usually fair	288	10	12
Are usually courteous	272	21	19
Are usually honest and ethical	291	5	13
Show concern when asked questions	224	37	49
Treat all people equally	222	37	51
Are usually intimidating	95	170	188
Are the only people in your community who can control crime	83	205	354



Actual citizen response

	Agree	Disagree	Undecided/Don't Know
Are usually fair	1629	159	212
Are usually courteous	1718	115	167
Are usually honest and ethical	1605	115	280
Show concern when asked questions	1538	168	294
Treat all people equally	1361	280	359
Are usually intimidating	352	1448	200
Are the only people in your community who can control crime	534	1382	84



Next, we would like to know how concerned you are about a variety of problems in your community. First, please tell me about the top three areas of crime that you perceive to be a problem or that are of the most concern to you.

(Top 5 most frequent responses listed below)

What would a citizen say	What is your opinion	Actual citizen response
Traffic	Lack of police force	Drug use
Residential burglary	Drug use	Residential burglary
Drug use	Residential burglary	Vandalism
Breaking and entering	Identity theft	Auto theft
Identity theft	Auto theft	Breaking/entering or home intrusion

What one thing should police do more of?

What would a citizen say?

Examples include: traffic control/enforcement; patrol neighborhoods; be more visible; community policing*

What is your opinion?

Examples include hiring additional staff combined with support/training, community policing, and increased patrols*

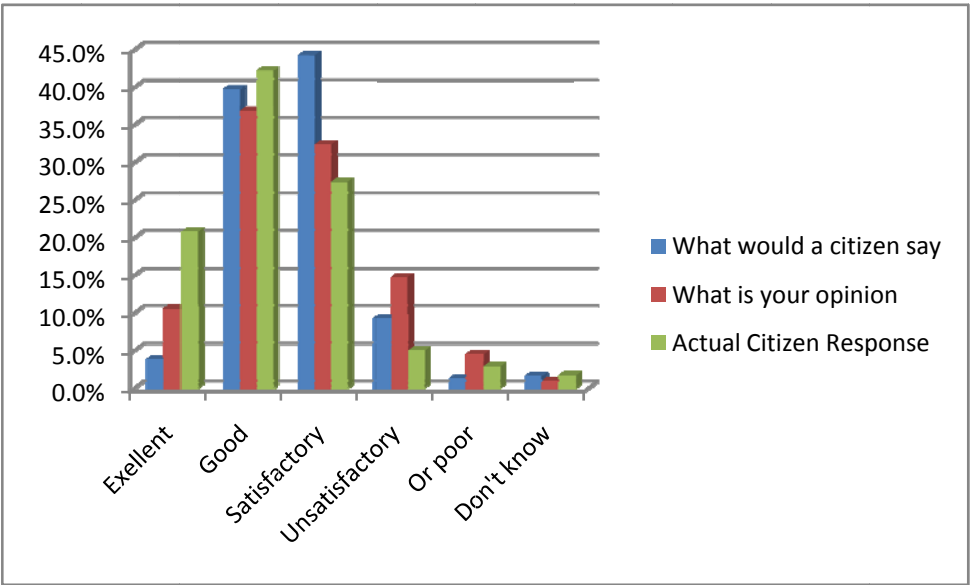
Actual Citizen Response:

More patrols, be more visible	38%
No concerns, police are doing well	12%
Organize, be involved in the community	8%
Traffic enforcement	7%
Hire more police	4%
Public education	4%
Respond more quickly to alarms, complaints	4%
Communicate with the public	3%
Be more courteous, fair, etc.	2%
Others	3%
Can't think of anything	15%

*All employee responses and suggestions were made available to the Sheriff and Chiefs

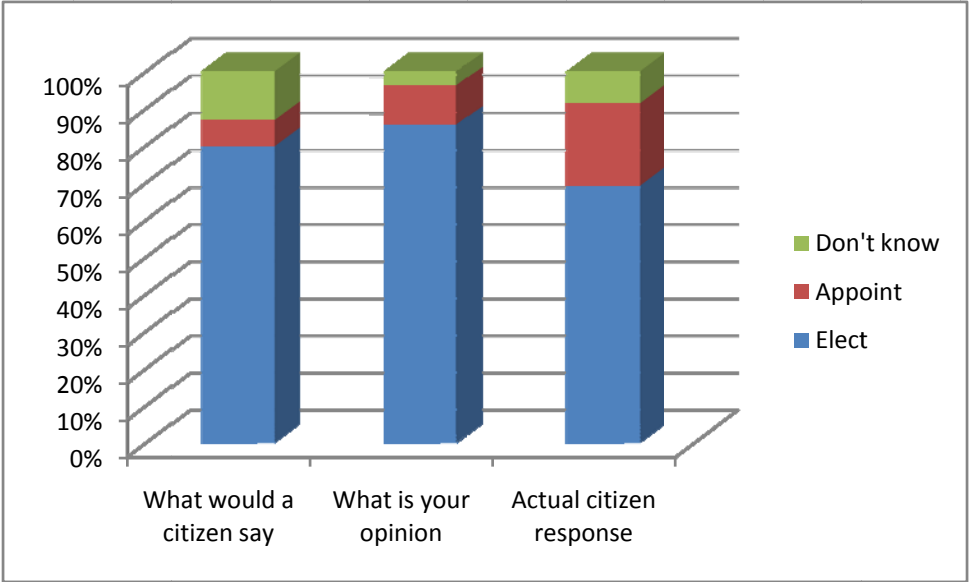
In general, what is your feeling about police services in your area? Would you say _____?

	What would a citizen say	What is your opinion	Actual Citizen Response
Exellent	3.8%	10.6%	20.8%
Good	39.7%	36.9%	42.2%
Satisfactory	44.2%	32.4%	27.4%
Unsatisfactory	9.3%	14.7%	5.0%
Or poor	1.3%	4.5%	2.9%
Don't know	1.6%	1.0%	1.7%



As you may know, the King County Sheriff’s Office oversees a department of 1,100 employees and covers public safety in a county than spans over 2,100 square miles. There is now a proposal to the King County Charter to have the Sheriff appointed by the King County Executive. Do you think we should (ROTATE): elect or appoint our Sheriff?

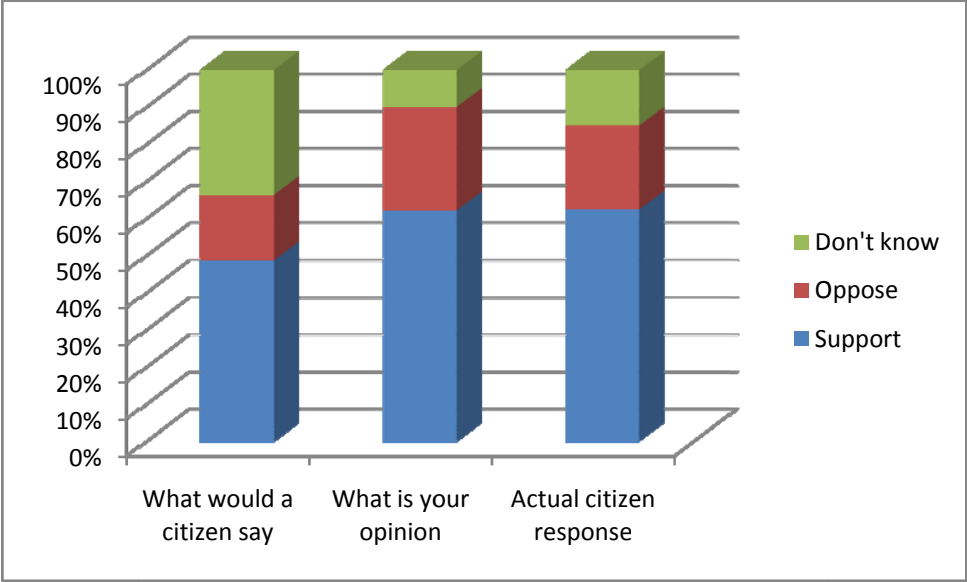
	What would a citizen say	What is your opinion	Actual citizen response
Elect	79.8%	85.6%	69.2%
Appoint	7.1%	10.6%	22.2%
Don't know	13.1%	3.8%	8.6%



Currently, the County Executive—not the Sheriff—bargains with the deputies union over salaries, benefits, and working conditions. Sheriff Sue Rahr has asked for the sole authority to bargain on issues related to working conditions while allowing the County Executive to maintain his authority to bargain salaries and benefits with the deputies.

What do you think about this proposal? Do you support or oppose allowing the Sheriff to take a lead role in bargaining with her employees over workplace issues?

	What would a citizen say	What is your opinion	Actual citizen response
Support	48.7%	62.2%	62.4%
Oppose	17.6%	27.9%	22.6%
Don't know	33.7%	9.9%	15.0%



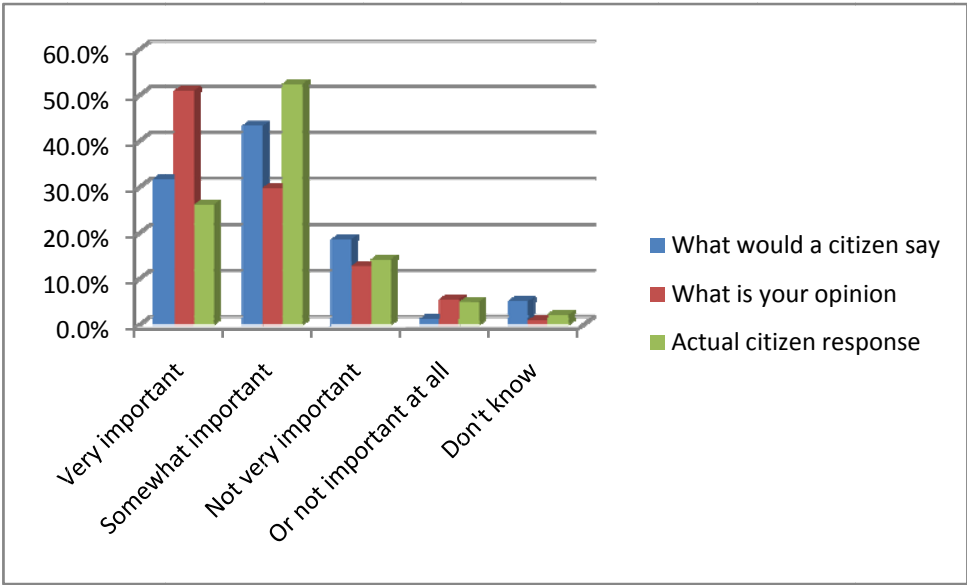
You may know now that many budget experts from the county are predicting a 2008 and 2009 budget cut of \$10 million dollars within the Sheriff’s Office due to rising costs and declining revenue growth. The Sheriff must make decisions about how to use her officers and other resources so please tell me how important the following things are to address crime in your community. How important do you think _____ is?

(Top 5 most frequent responses listed below)

What would a citizen say	What is your opinion	Actual citizen response
Having cops on the streets 24 hours a day	Having cops on the streets 24 hours a day	School safety and violence prevention
Improving response times	Conducting specialized investigations into fraud, computers, organized crime or drugs	Improving response times
School safety and violence prevention	Having enough jail slots for criminals	Conducting specialized investigations into fraud, computers, organized crime or drugs
Having enough jail slots for criminals	Improving response times	Having cops on the streets 24 hours a day
Increasing traffic enforcement	School safety and violence prevention	Having enough jail slots for criminals
	A gang unit	

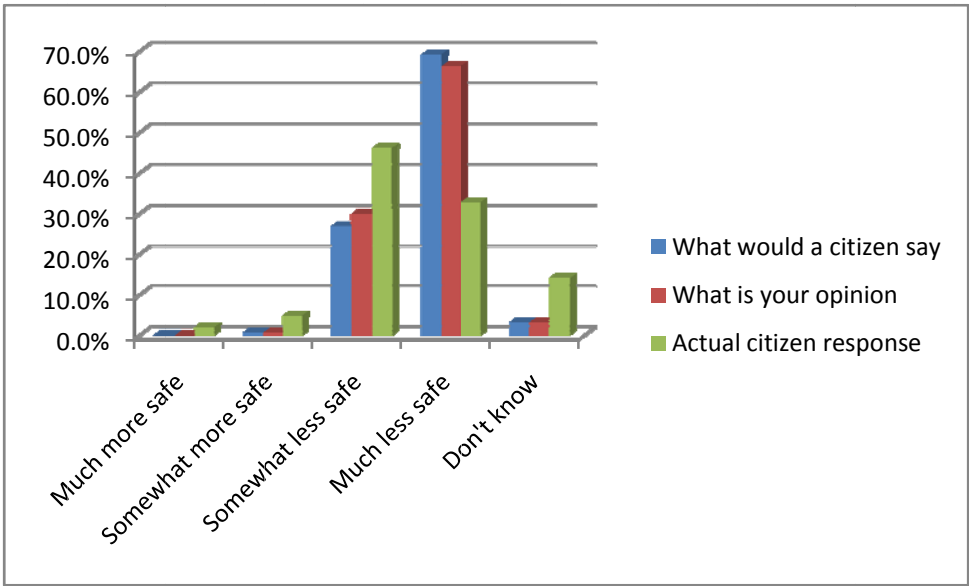
Budget cuts may eliminate culture reforms in the Sheriff’s Office such as more sergeant supervision, deputy training, and early warning systems for employee behavior issues. How important do you think it is to fund these programs even in a budget crisis? Is it _____?

	What would a citizen say	What is your opinion	Actual citizen response
Very important	31.7%	51.0%	26.2%
Somewhat important	43.3%	29.8%	52.4%
Not very important	18.6%	12.8%	14.2%
Or not important at all	1.3%	5.4%	5.0%
Don't know	5.1%	1.0%	2.2%



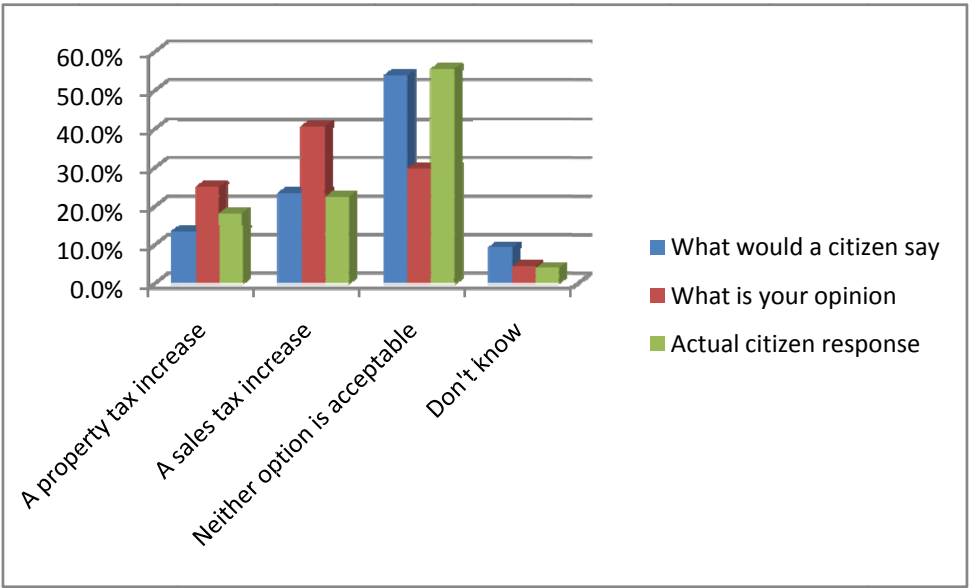
If a \$10 million dollar budget cut is necessary by the end of 2009 and more than 100 police officers as well as public defenders, jail workers, and court employees lost their jobs in order to balance the county budget, would you feel more or less safe in your neighborhood?

	What would a citizen say	What is your opinion	Actual citizen response
Much more safe	0.0%	0.0%	2.0%
Somewhat more safe	0.6%	0.6%	4.9%
Somewhat less safe	26.9%	29.8%	46.2%
Much less safe	69.2%	66.3%	32.8%
Don't know	3.2%	3.2%	14.1%



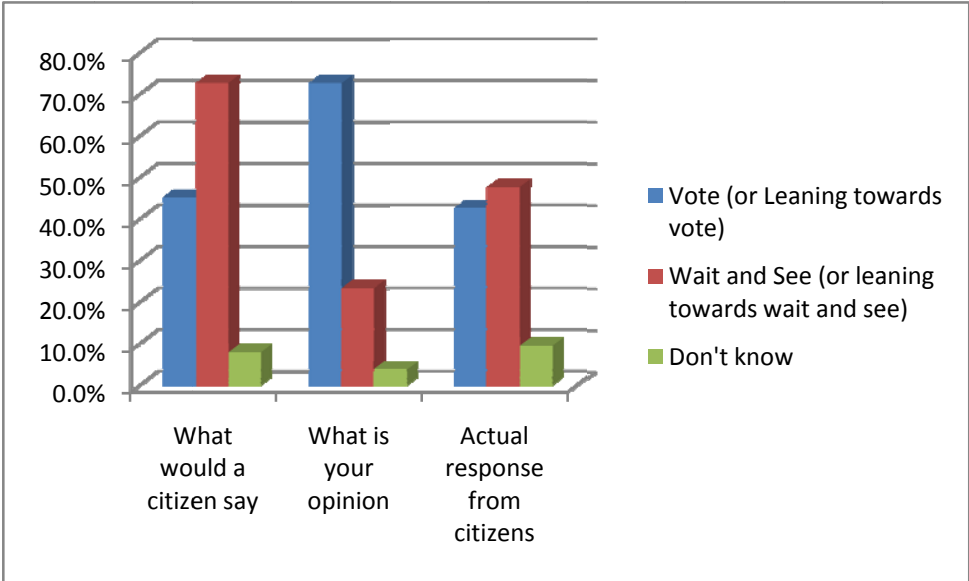
As an alternative, the County Council could propose a stable source of funding for criminal justice that would maintain these jobs and programs we’ve been discussing. Would you prefer to fund criminal justice with a levy involving_____ or are neither of these funding options acceptable to you?

	What would a citizen say	What is your opinion	Actual citizen response
A property tax increase	13.5%	25.0%	18.1%
A sales tax increase	23.4%	40.7%	22.4%
Neither option is acceptable	53.8%	29.8%	55.5%
Don't know	9.3%	4.5%	4.0%



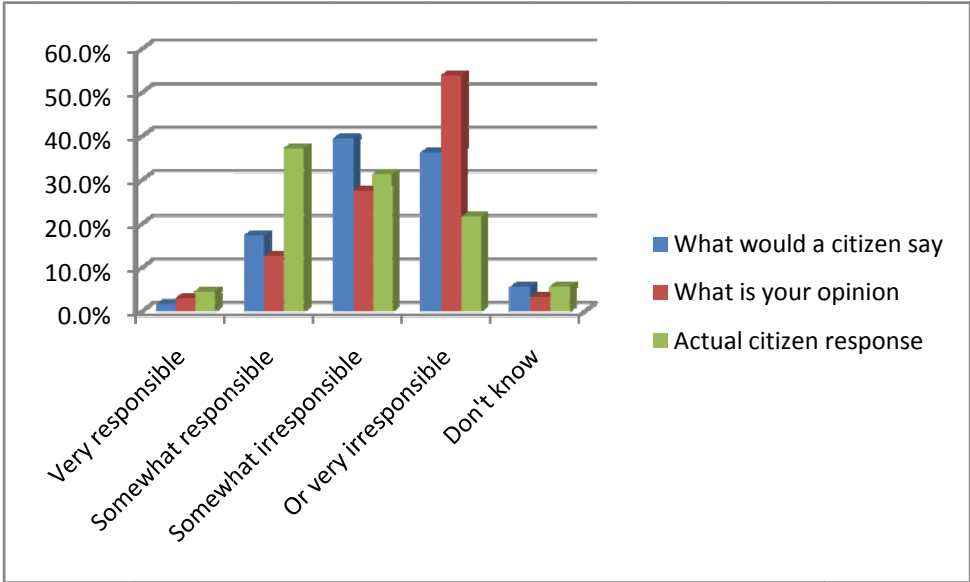
Many citizens are concerned about the economy right now and wary of raising taxes on working families. However, public safety remains a very important issue around the county. Do you think we should _____? A. Vote on a ballot measure as soon as possible so stable funding is in place and cuts to the Sheriff’s Office are avoided OR B. Wait for the economy to improve before we decide if cuts are really necessary even if that means widening our county budget deficit.

Answer Options	What would a citizen say	What is your opinion	Actual citizen response
Vote (or Leaning towards vote)	45.2%	72.8%	42.7%
Wait and See (or leaning towards wait and see)	72.8%	23.4%	47.7%
Don't know	8.0%	3.8%	9.6%



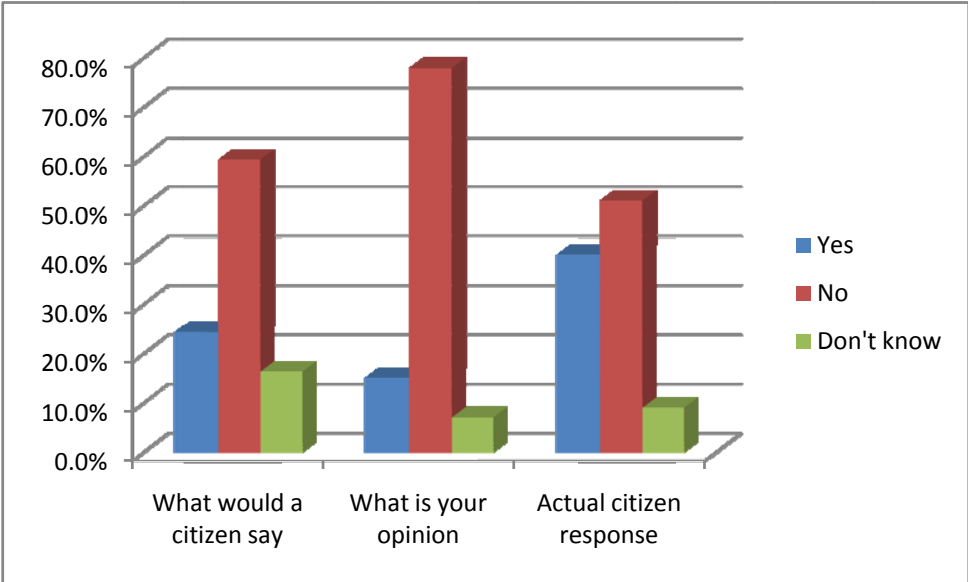
How responsible do you think local and King County elected officials and policy makers have been in managing public projects and taxpayer dollars in recent years? Have they been _____?.

	What would a citizen say	What is your opinion	Actual citizen response
Very responsible	1.6%	2.9%	4.5%
Somewhat responsible	17.3%	12.5%	37.2%
Somewhat irresponsible	39.4%	27.6%	31.2%
Or very irresponsible	36.2%	53.8%	21.5%
Don't know	5.4%	3.2%	5.6%



Rather than raising taxes to maintain current police staffing levels in King County, would you rather see an across-the-board cut in all areas of the criminal justice system—including the public defender’s office, the prosecutor’s office, the court’s and the jails?

	What would a citizen say	What is your opinion	Actual citizen response
Yes	24.4%	15.1%	40.0%
No	59.3%	77.9%	51.0%
Don't know	16.3%	7.1%	9.0%



Sheriff’s Office employee sample demographics:

How many years have you worked for the Sheriff's Office?		
Answer Options	Response Percent	Response Count
2 years or less	10.6%	33
3 - 5 years	9.9%	31
6 - 10 year	18.3%	57
11 - 15 years	12.2%	38
More than 15 years	49.0%	153
answered question		312
skipped question		0

Are you a commissioned or non-commissioned empolyee?		
Answer Options	Response Percent	Response Count
Commissioned	73.6%	226
Non-commissioned	26.4%	81
answered question		307
skipped question		5

If you are commissioned, what is your rank?		
Answer Options	Response Percent	Response Count
Deputy	63.6%	143
Sergeant	19.1%	43
Captain	4.0%	9
Other	13.3%	30
answered question		225
skipped question		87