

USE OF FORCE DASHBOARD

Dashboard
Instructions

Day, Time &
Location of Use of
Force Incidents

Subjects & Crimes
Charged

Officer Force
Tactics



Police Force Analysis SystemSM

King County Sheriff's Office

January 1, 2014 to December 31, 2019

Police Force Analysis NetworkSM

81 Agencies in the Police Force Analysis NetworkSM

State	
Washington	55
Wisconsin	16
California	5
Florida	1
Illinois	1
Minnesota	1
New York	1
Texas	1

Agency Type	
Municipal PD	61
County Sheriff	12
University PD	5
State Agency	3

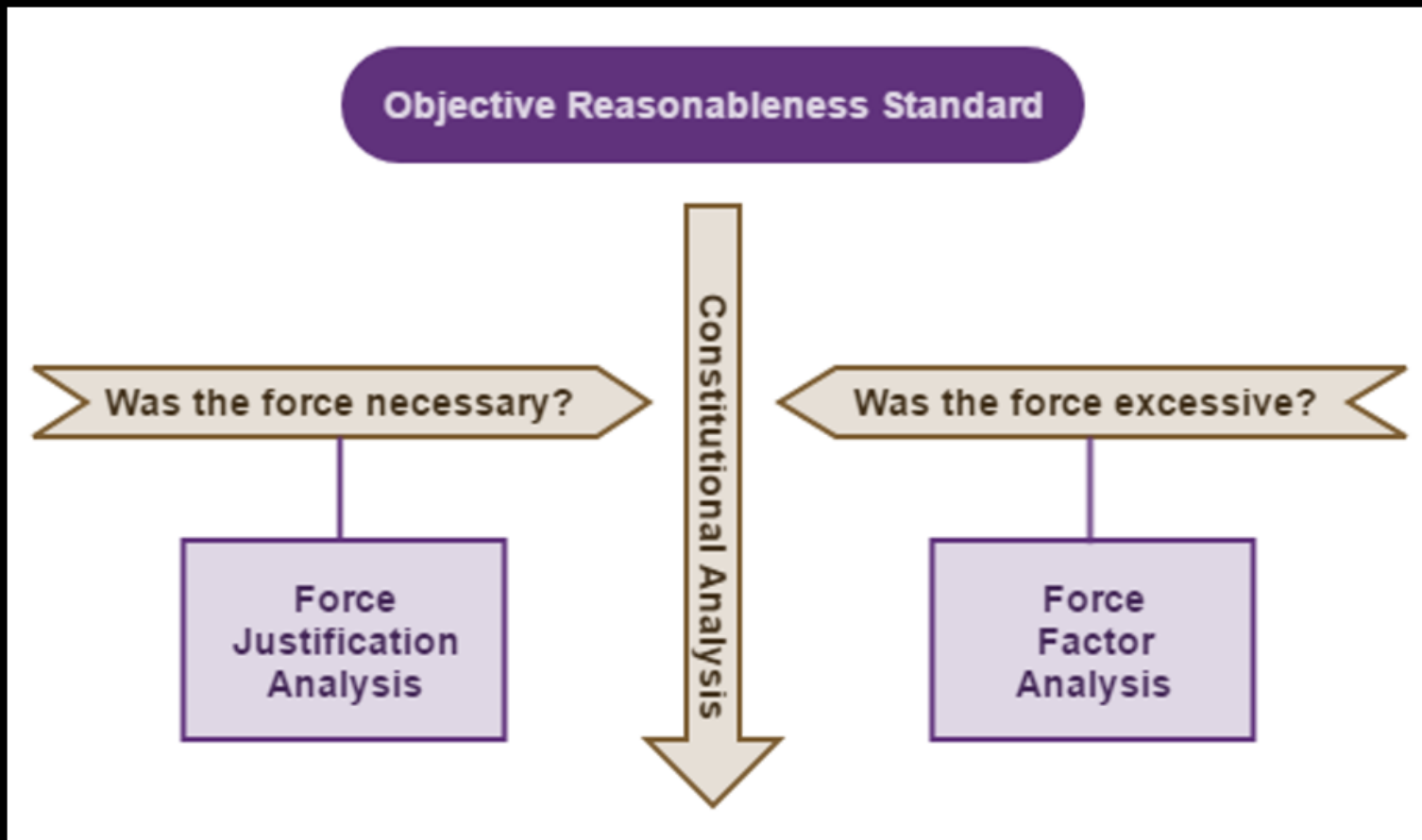
Agency Size	
10 - 49 Officers	55
50 - 99 Officers	13
100+ Officers	13

Jurisdiction Population	
<10,000	21
10,000 - 50,000	37
50,000 - 100,000	11
>100,000	12



Graham v. Connor

1989



Where can I find this?

www.kingcounty.gov/depts/sheriff

The screenshot shows the King County Sheriff's Office website. On the left is a navigation menu with the following items: Sheriff, Careers, On-Line Reporting, Services, Sex Offender Information, News and media, Patrol Precincts, Police Partnerships, and About KCSO. A yellow arrow points from the 'About KCSO' link to a green box on the main page labeled 'Newly Available Use Of Force Dashboards'. Another yellow arrow points from this green box to a link in the 'How do I.....?' section labeled 'Incident (English)*'. A red box on the main page contains contact information for non-emergency and emergency services. A video player on the right shows a sheriff's officer with a patrol car and the text 'Join our team!'. Below the video is a link to a video about the Search And Rescue team members.

Sheriff

- Careers
- On-Line Reporting
- Services
- Sex Offender Information
- News and media
- Patrol Precincts
- Police Partnerships
- About KCSO

Home » Sheriff

King County Sheriff's Office

For 24-hour **non-emergency service** please call **206-296-3311**.
If **you need immediate help** from the police, medics or fire department **always call 9-1-1**.

SHERIFF KING COUNTY

SUBSCRIBE to the KCSO Newsletter

Newly Available Use Of Force Dashboards

How do I.....?

- [Find Out About KCSO Job Opportunities](#)
- [Make A Records Request](#)
- [Find An Accident/Traffic Collision Report](#)
- [Find FAQs About Records](#)
- [Incident \(English\)*](#)

Join our team!

Check out this video about our Search And Rescue team members:

Force Factor Analysis

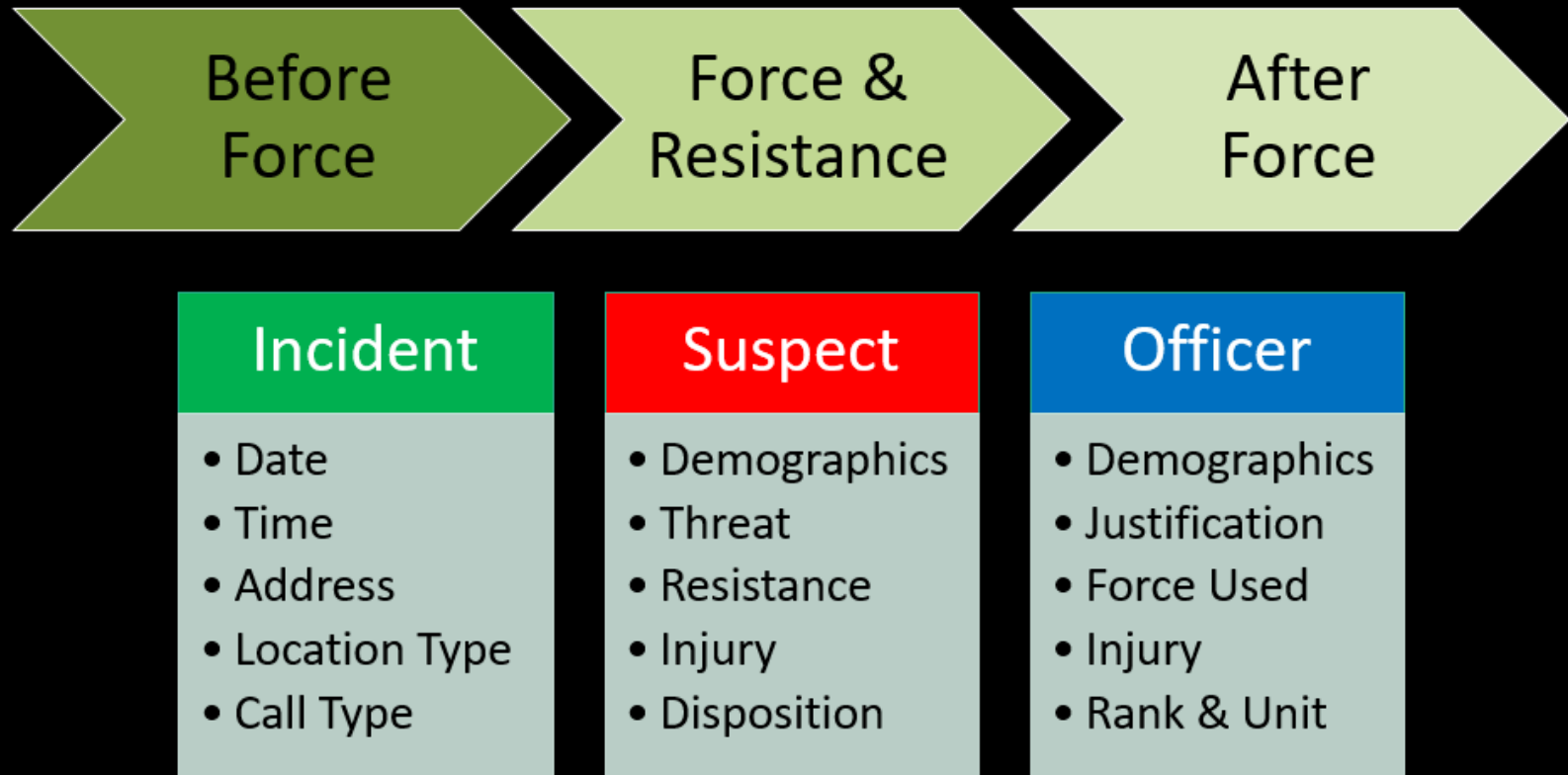
Score	Officer Force
7	Deadly Force
6	Less Lethal Weapon
5	Physical Strikes / Takedown
4	Physical Control Tactics
3	Threat of Force
2	Lawful Orders
1	Officer Presence / Verbal Exchange

Score	Subject Resistance
7	Deadly Force
6	Less Lethal Weapon
5	Active Physical Resistance
4	Physical Non-Compliance / Flight
3	Threatening Posture / Verbal Threats
2	Verbal / Passive Resistance
1	No Resistance / Verbal Exchange

Force Justification Analysis

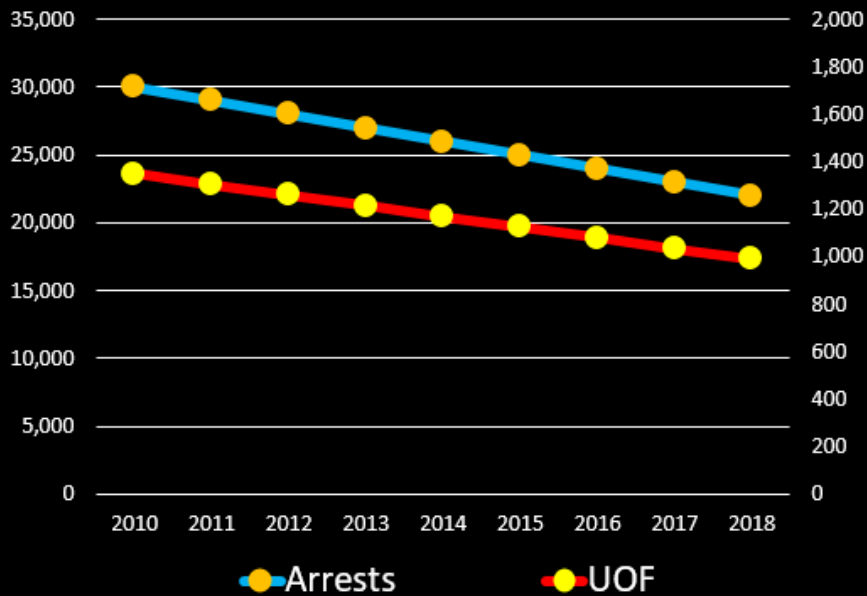
Score	Severity of the Crime	Threat to the Officer or Others	Maximum Level of Resistance	Suspect Flight
6	Violent Crime + Weapon	Deadly Weapon	Deadly Weapon	
5	Violent Crime	Less Lethal Weapon	Less Lethal Weapon	Flight
4	Threats / Weapon / NCO	Assault / Self-Harm	Active Physical Resistance	
3	Property Crime / Warrant	Attempt Assault / Harm	Physical Non-Compliance	
2	Drugs / Trespass	Furtive / Posture / Move	Threatening Posture/Verbal	Attempted Flight
1	Traffic / Liquor / Infraction	Verbal Threat	Verbal/Passive Resistance	
0	No Crime	No Threat	No Resistance	No Flight

Use of Force Data Collection Model

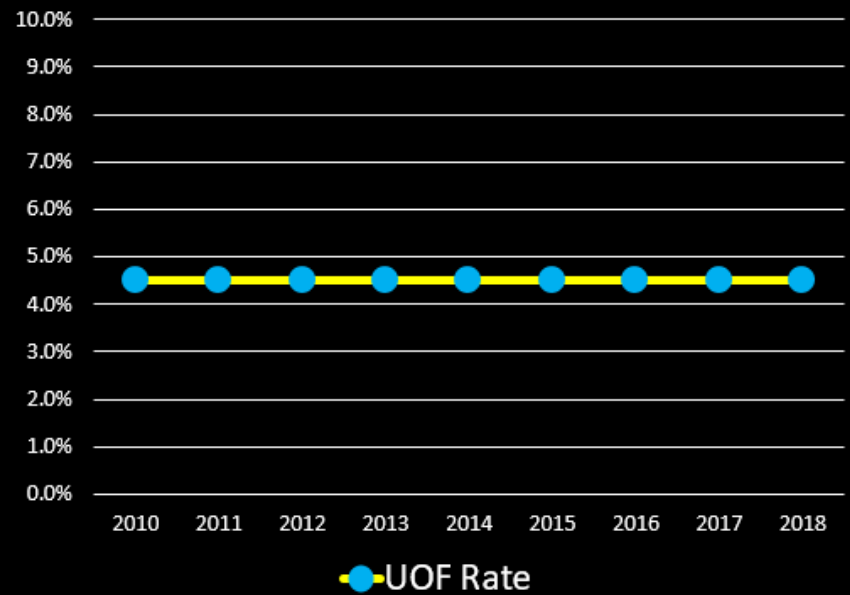


Use of Force Trends Mirror Arrest Trends

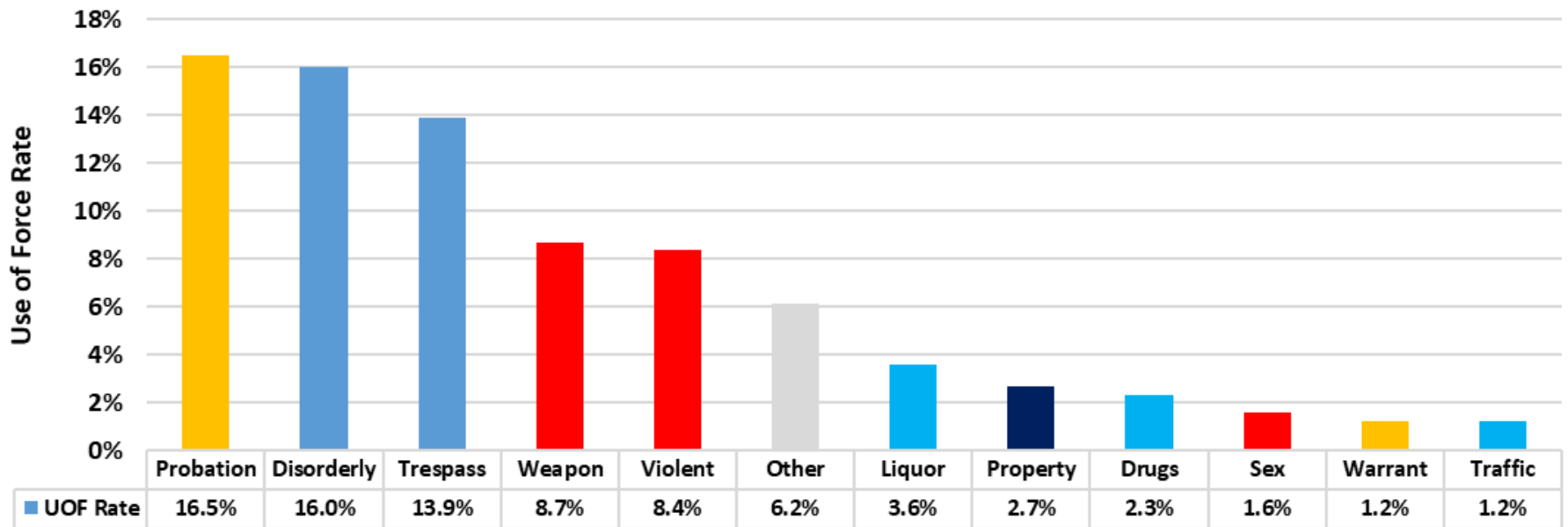
Annual Arrests and Uses of Force



Use of Force Rate

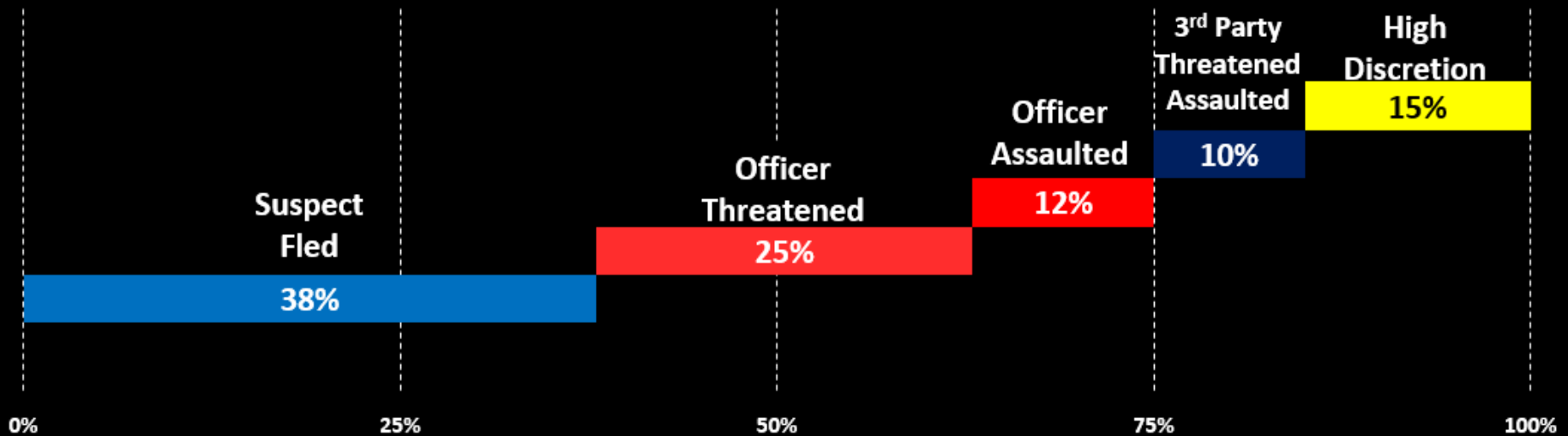


Use of Force Rate per Arrest by Type of Crime Charged 2015 and 2016



Key Findings - Police Force Analysis SystemSM

Most decisions to use force are low discretion



Key Findings - Police Force Analysis SystemSM

No racial disparity in uses of force when compared to arrests

- The officer's decision to use force and the level of force used is not affected by the race of the subject

The End