



Domestic Violence, COVID, and Race

MERRIL COUSIN, EXECUTIVE DIRECTOR, COALITION ENDING GENDER BASED VIOLENCE

DORIS O'NEAL, YWCA DIRECTOR, GBV SPECIALIZES SERVICES

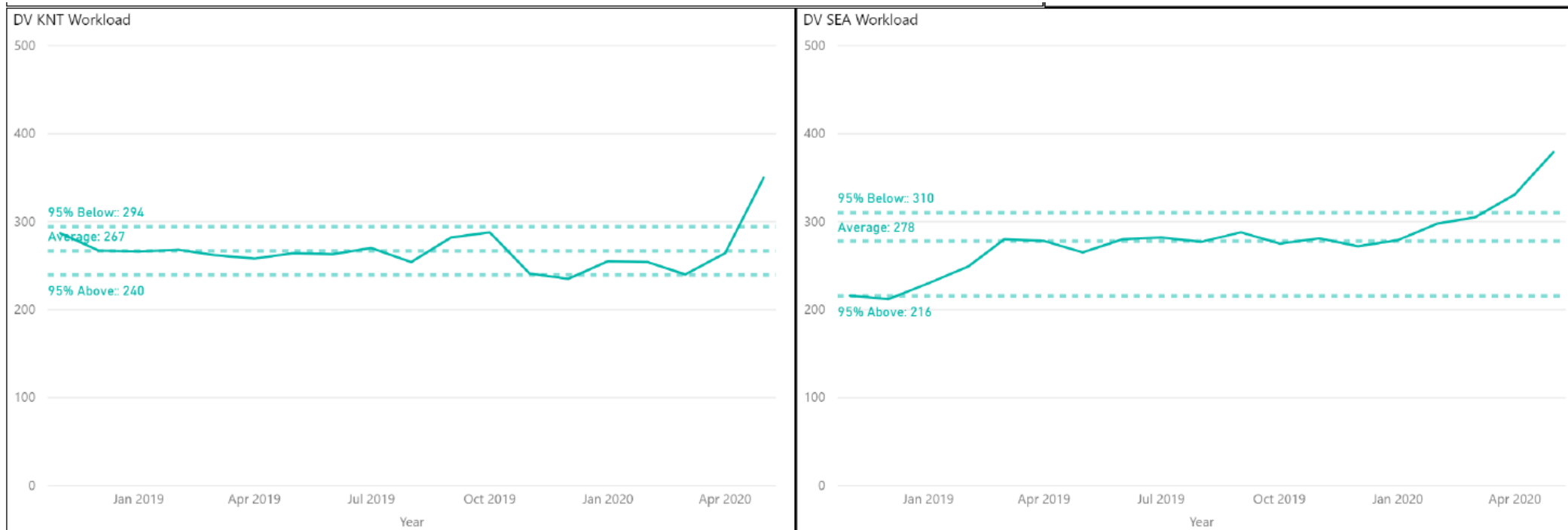
DAVID MARTIN, KCPAO DV UNIT

Rise in DV

- ▶ Consensus about rise in DV due to COVID nationally and internationally.
- ▶ DV calls for service spiked from March until May (locally varied). Led to United Nations call for advocacy to address DV.
- ▶ SPD reports increase DV calls but not arrests (20%).
- ▶ King County DV Felonies filings and referrals at multi-year high (20% above average)

Advocates Report

- ▶ Survivors are more isolated, stressed, in need of critical services than ever before, but resources are scarce. Jobs are being lost, health, child care, housing, and finances are increasingly enormous concerns. Decreased ability for survivors to leave, increased opportunities for abusers' surveillance and control, increased post separation violence. Abusers using COVID threat and consequences as a weapon in various ways. Disproportionate impact on BIPOC, immigrant survivors.



Open Cases on:

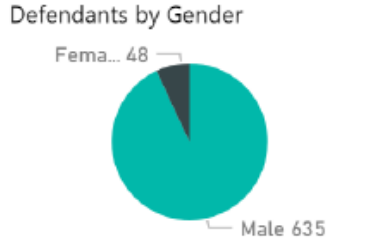
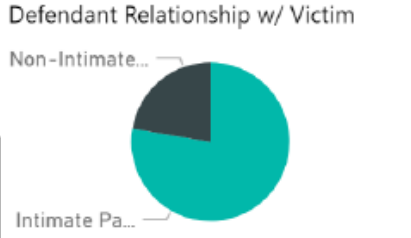
Friday, May 1, 2020

This page only includes data pulled in the new method. It can be reviewed and broken down in greater detail.

Venue	A	B	C	GM	Total
KNT	36	155	134	20	345
SEA	38	186	130	14	368
Total	74	341	264	34	713

Defendant Relationship with Victim

- Select all
- (Blank)
- Intimate Partner
- Non-Intimate Partner



Police Agency

All

Filter by DPA

All

Custody Status

All

Venue

☐ KNT

☐ SEA

Case Stage

☐ Case Setting and Arraignment

☐ Trial Set

Charge Group	KNT	SEA	Total
Assault 2	119	136	255
VNCO	69	53	122
Harassment	33	39	72
Assault 3	19	10	29
Burglary 1	10	13	23
Rape 2	11	11	22
Residential Burglary	8	12	20
Assault 4	9	5	14
Stalking	4	9	13
Assault 1	6	6	12
Auto Theft	5	6	11
VUCSA	7	3	10
Robbery 2	3	5	8
UPFA 1	3	5	8
Unlawful Imprisonment	2	5	7
UPFA 2	2	5	7
Rape 1	4	2	6
Rape 3	4	2	6
Eluding	1	4	5
Theft 1	4	1	5
Extortion		4	4
Malicious Mischief		4	4
Robbery 1	2	2	4
Arson 2	1	2	3
Intimidating a Witness		3	3
Total	345	368	713

Cases per Courthouse



Filter by Number of DV Convictions Noted in App B

0

23

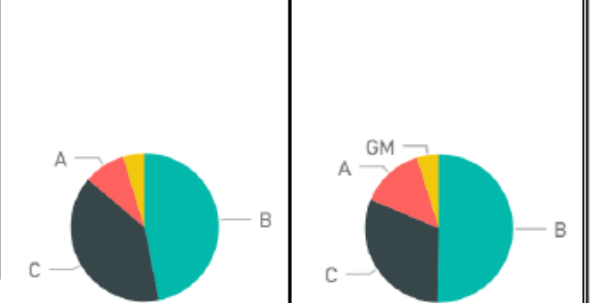
Breakdown of Types of Assault 2

Charge Group DV	KNT	SEA	Total
Assault 2 - Strangulation	77	92	169
Assault 2	35	26	61
Assault 2 - Alternatives	7	18	25
Total	119	136	255

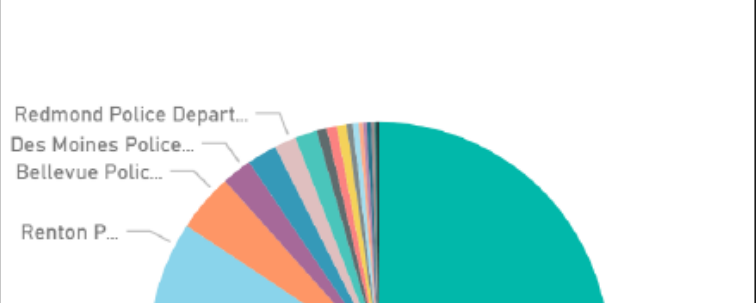
Breakdown of Types of VNCO

Charge Group DV	KNT	SEA	Total
VNCO - 2 Priors	46	33	79
VNCO - Assault or Reckless	11	12	23
VNCO - Alternatives	6	5	11
Total	69	53	122

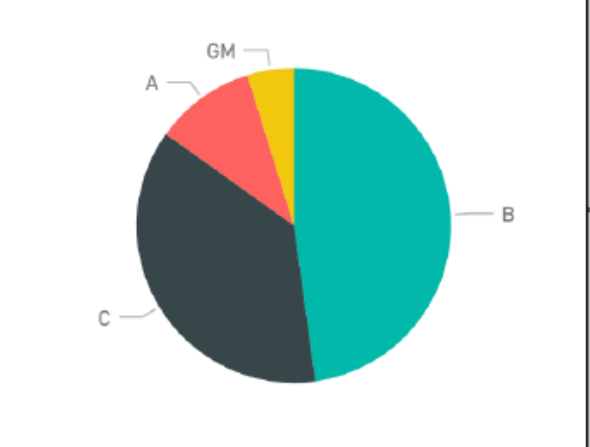
Case Setting and Arraign...



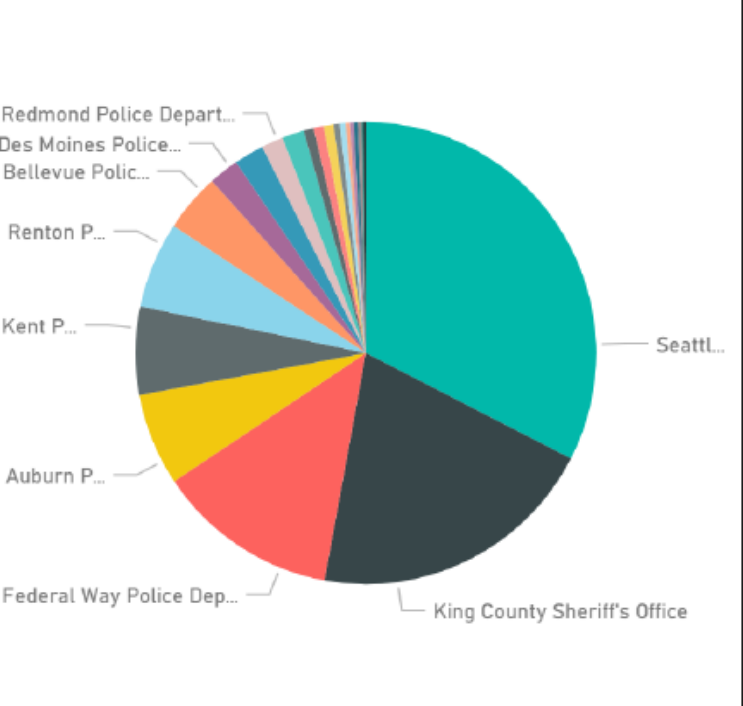
Trial Sets



All Cases



Open Cases by Police Agency

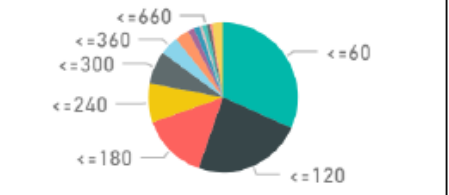


Defendant Age Range:

17.19

81.27

Distribution of Case Ages in Days



Open as of

Friday, May 1, 2020

Filter by Age of Victim

0.00120.00

Filter by Age of Defendant

17.19120.00

Filter by Charge Group

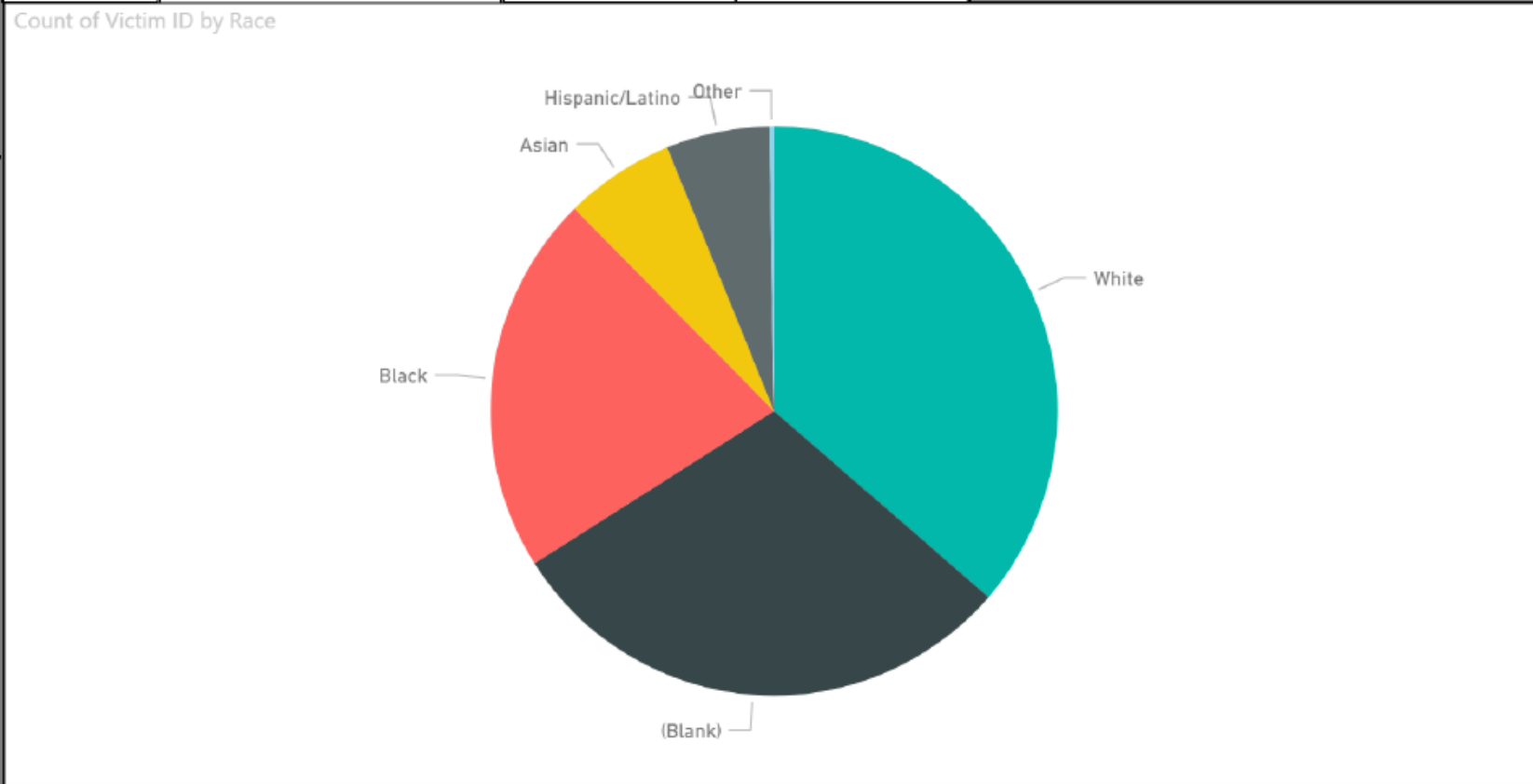
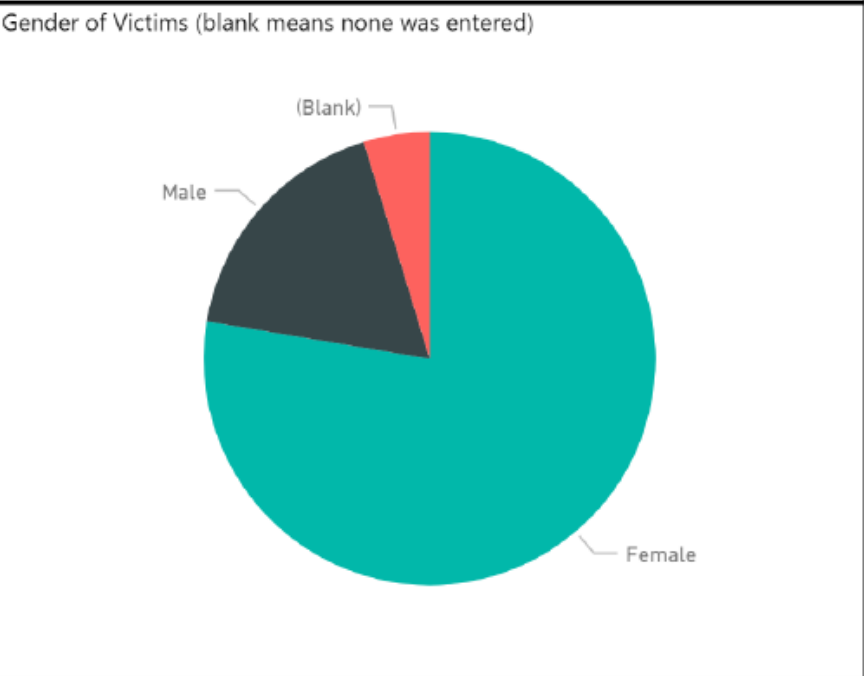
All

Data on this page excludes cases with no victim listed, with entity victims, and is subject to data entry errors.

Stage	Count of Defendant ID	Count of Victim ID	Median of AgeofCase	Number of Unique Victims we have phone numbers for:	Number of Unique Victims we have Email Addresses for:	Filter by Case Stage	Custody Status of Defendant	Victim Type
Case Setting and Arraignment	510	579	72	Count of Victim ID	Count of Victim ID	<input type="checkbox"/> Case Setting and Arraignment	<input type="checkbox"/> (Blank)	All
Trial Set	174	187	268			<input type="checkbox"/> Trial Set	<input type="checkbox"/> In Custody	
Total	683	765	99	733	295		<input type="checkbox"/> Out of Custody	

Stage	Case Setting and Arraignment	Trial Set	Total	Venue	Defendant Relationship ...	Total Number of Victims	Number of Victims who are also Current Defendants	Filter by Police Agency
Venue	Count of Defendant ID	Count of Victim ID	Count of Defendant ID	Count of Victim ID	Count of Defendant ID	Count of Victim ID	Count of Victim ID	
KNT	220	249	110	118	329	366	765	8
SEA	290	330	64	69	354	399		
Total	510	579	174	187	683	765		

Stage	Case Setting and Arraignment	Trial Set	Total	Venue	Defendant Relationship ...	Total Number of Victims	Number of Victims who are also Current Defendants	Filter by Police Agency
Venue	Count of Defendant ID	Count of Victim ID	Count of Defendant ID	Count of Victim ID	Count of Defendant ID	Count of Victim ID	Count of Victim ID	
KNT	220	249	110	118	329	366	765	8
SEA	290	330	64	69	354	399		
Total	510	579	174	187	683	765		



Survivors FIRST

(Facilitating Interventions and Resources for Survivors of Trauma)

A PARTNERSHIP BETWEEN THE YWCA AND KCPAO




Survivor/Defendant

- ▶ Legally-recognized as survivor of domestic, sexual, or gender-based violence
- ▶ Has been arrested and now facing criminal charges as a result of victimization
- ▶ Rates are significantly higher among Women of Color

African American Survivors Face Many Barriers to Finding Safety, Justice, and Accessing Supportive DV Services

- IP Violence 35% higher than White Women
- IP Violence Leading Cause of Death Ages 15-45
- Police Response After Calling 911
- Stereotype of the “Angry Black Woman”
- Not Appearing To Be A “Victim”
- More Likely To Be Arrested/Charged When Seeking Safety



When Survivors are Charged/Convicted

Consequences

Barriers

Bail



Stay in Jail Longer

Lose Job



Gaining Employment with Criminal Record

Lose Housing



Ineligibility for Housing

Lose Children



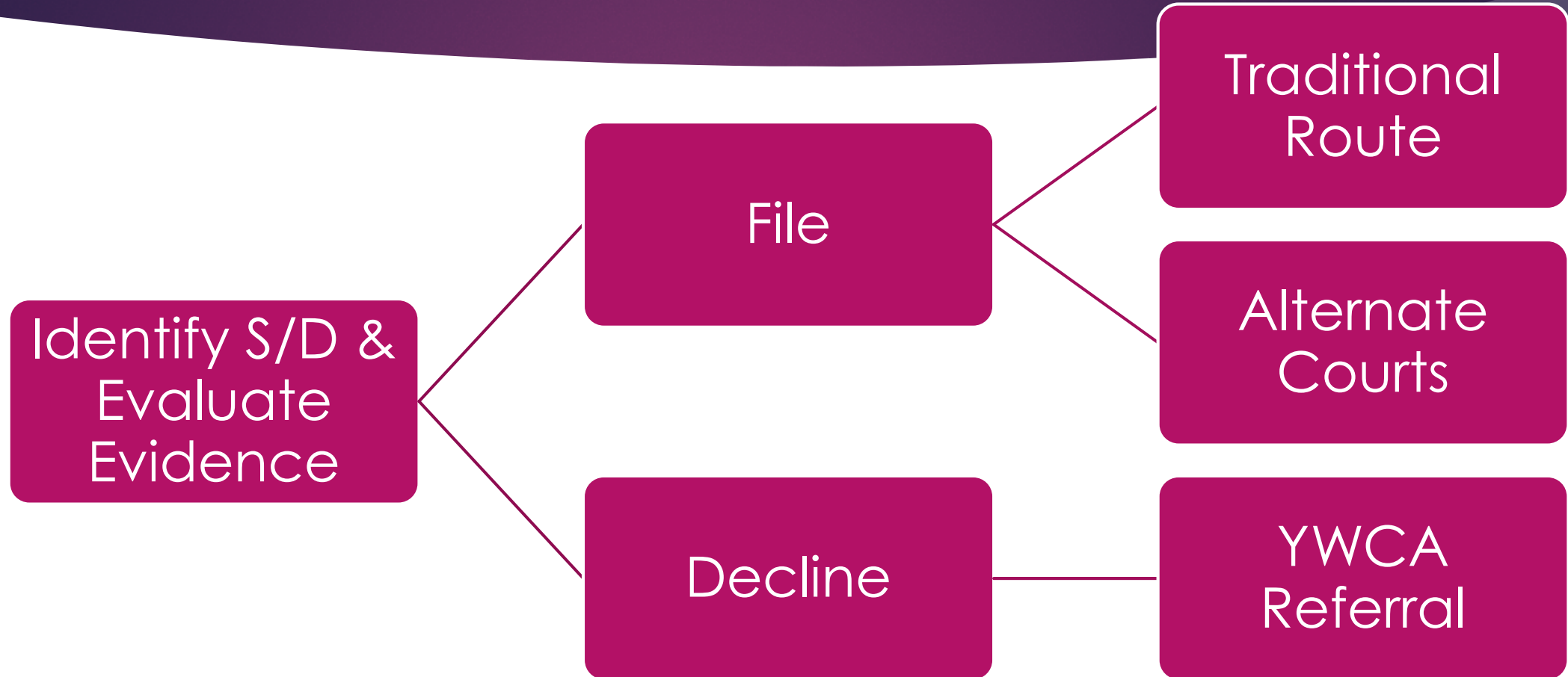
Dealing with Child Protective Services

Abuse Takes Control Again

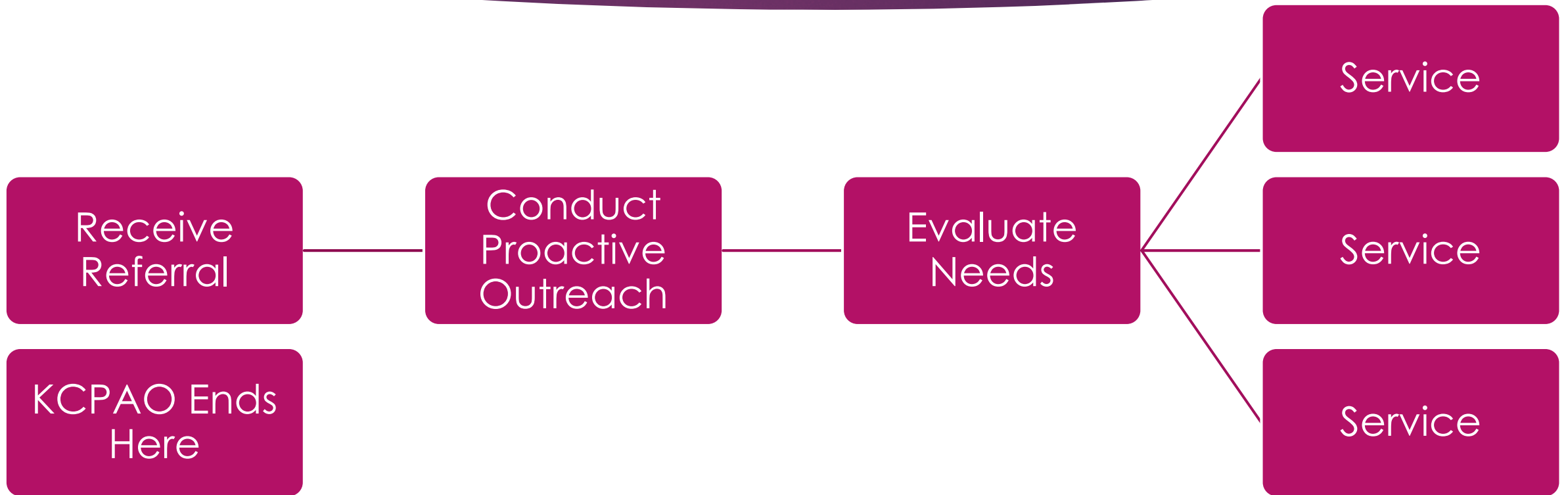


Post-Traumatic Stress

How it Works - KCPAO



How it Works - YWCA



Referrals to date

- ▶ 91 cases from Superior and District Court including DV, VUCSA, and non-violent mainstream felonies.
- ▶ 95% of referrals involve women of color who are legally identified former victims of gender violence.
- ▶ Success Story