





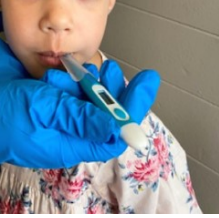





Types of Thermometers for Child Care

	No Contact Thermometer 	Temporal Thermometer 	Digital Thermometer 
How does it work?	Detects the temperature of the forehead by measuring the infrared heat/energy coming off the body.	Measures the temperature of the skin surface over the temporal artery in the head.	<p>Must use a single use, disposable cover on the thermometer each time temperature is taken.</p> <p>Measures a temperature by direct contact.</p>
Where do I use it?	<p>Point at forehead</p> 	<p>Touch the center of the forehead and scan horizontally in a straight line over to the hairline.</p>  <p>Do not curve downward to the temple or you could miss the temporal artery, which is up in the forehead.</p>	<p>Under the arm (axillary method):</p>  <p>Place tip of thermometer in direct contact with skin under armpit.</p> <p>In the mouth (oral method):</p>  <p><u>For children pre-school age and older only.</u> Place tip of thermometer under tongue.</p>
How do I clean and disinfect it?	Use alcohol wipes to disinfect the thermometer before another person handles it.		Use alcohol wipes (at least 70% alcohol) to disinfect the thermometer between each temperature check.
Do I need to use gloves?	No. Since there is no contact with a child, you do not have to wear gloves or disinfect the thermometer in between each child's temperature check.	Yes. Because there is direct contact with the child, use gloves if available, OR perform hand hygiene between each temperature check.   	
No matter which thermometer you use, always follow manufacturers' instructions.			