

The COVID-19 Experience at Harborview Medical Center

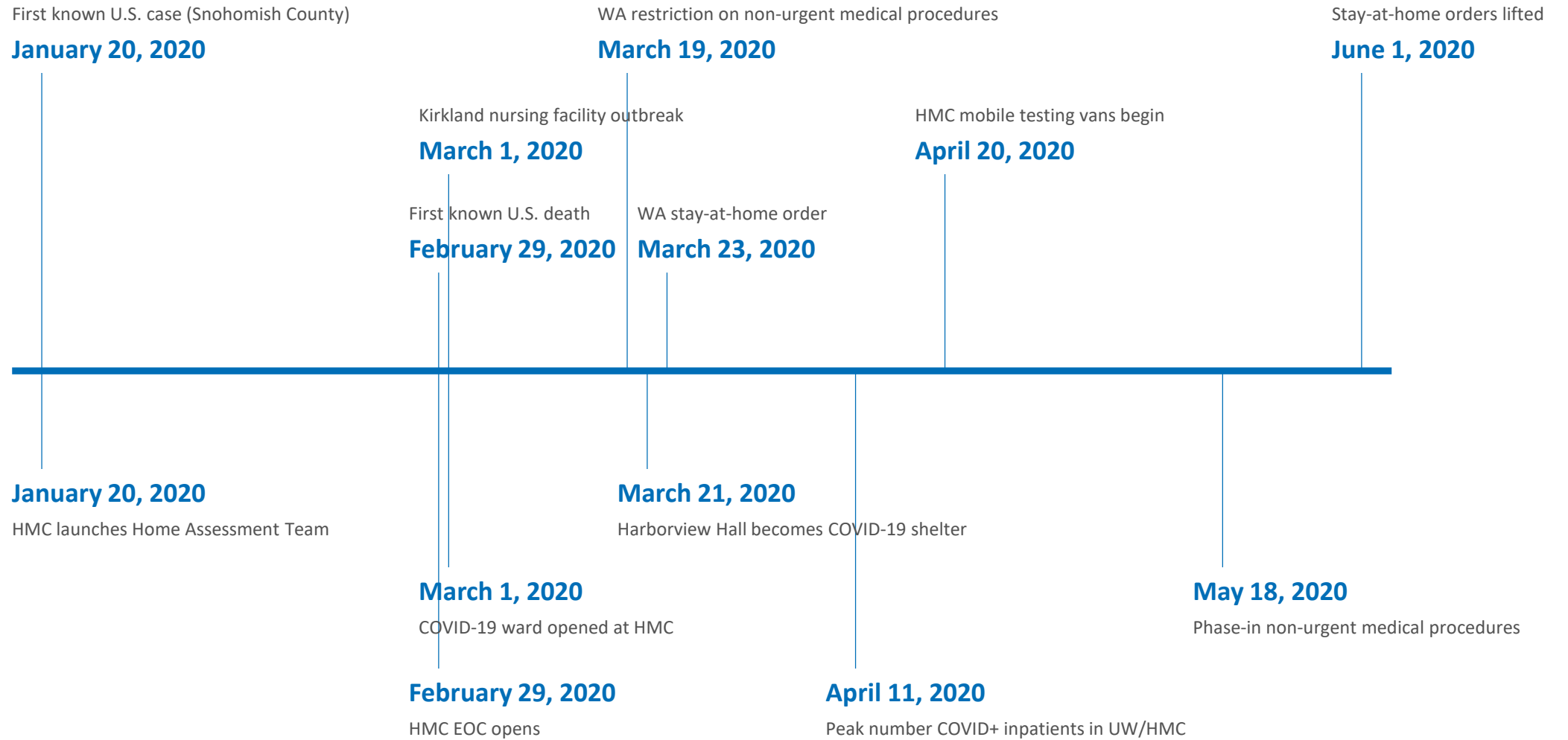


Maralyssa Bann, MD

Harborview Associate Medical Director for Acute Care Services

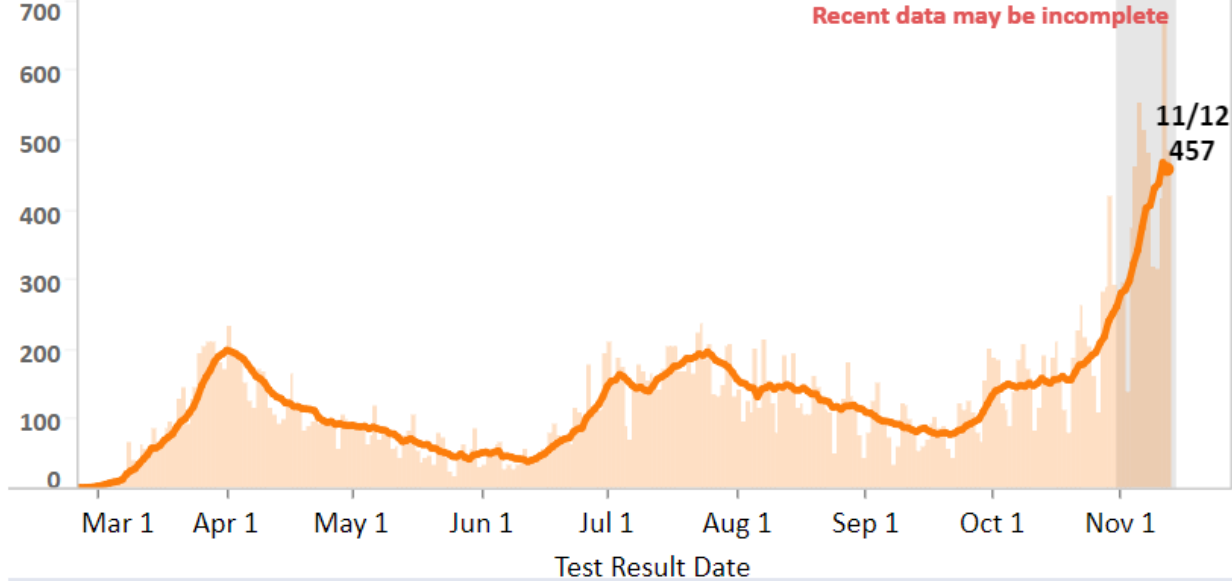
HARBORVIEW
MEDICAL CENTER

UW Medicine  King County



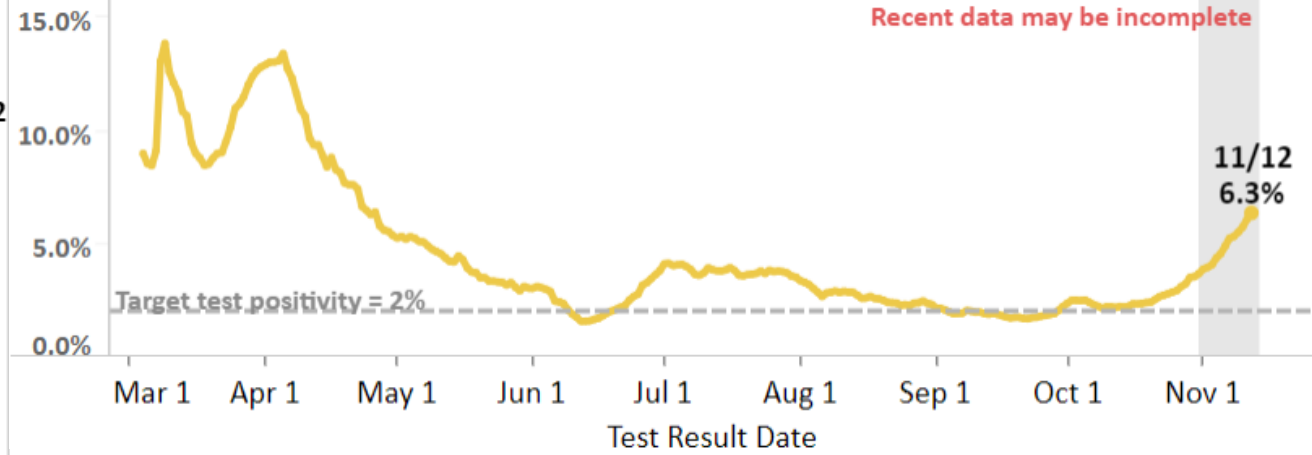
Positive cases

Recent data may be incomplete



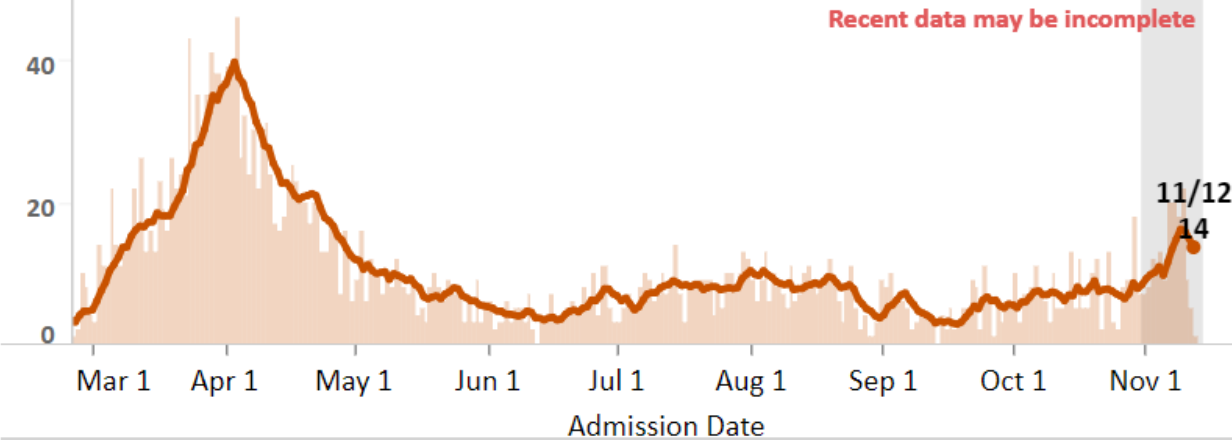
Test positivity (7-day average)

Recent data may be incomplete



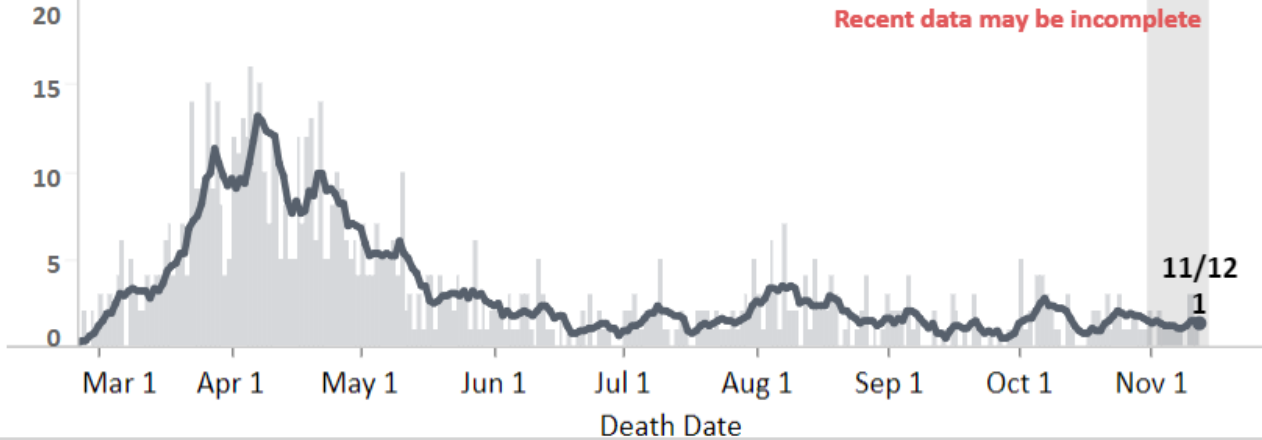
Hospitalized cases

Recent data may be incomplete



Deaths due COVID-19 illness

Recent data may be incomplete



<p>“First Wave” Feb-June</p>	<p>Interlude/Recovery June-Nov</p>	<p>Next Wave Nov-?</p>
<ul style="list-style-type: none"> • Peaked at 35 COVID+ pts • Overall hospital capacity down to 60-70% usual • Massive reconfiguration of space, teams, processes • Continual learning and adapting 	<ul style="list-style-type: none"> • COVID ward (briefly) to 0 pts • Hospital census back to usual volumes • Ramp up in surveillance efforts in hospital and community • Coordination and relief for other regions 	<ul style="list-style-type: none"> • High hospital occupancy leading to “boarding” patients • Overlap with winter and flu/respiratory illness season • Projected to be worse than first wave

Additional Resources: <https://covid-19.uwmedicine.org/Pages/default.aspx>

Patients Experiencing Homelessness

- In “first wave” represented 17% of HMC hospitalized COVID+ cases
 - Average age 52 years
 - 94% male
 - 47% white/non-Hispanic, 30% Hispanic/Latino, 6% Black/African American, 6% American Indian/Alaska Native, 6% Native Hawaiian/Pacific Islander, 6% Multiple Races
 - 76% English-speaking, 18% Spanish-speaking
- Discharge to unstable housing was one of the main predictors for return to hospital – 53% returned within 30 days
- Major Challenges:
 - Safe discharge options especially for anyone with other complex medical illness, mental illness/behavioral health, cognitive issues, or substance use
 - Access to care especially as clinics shift to tele-health