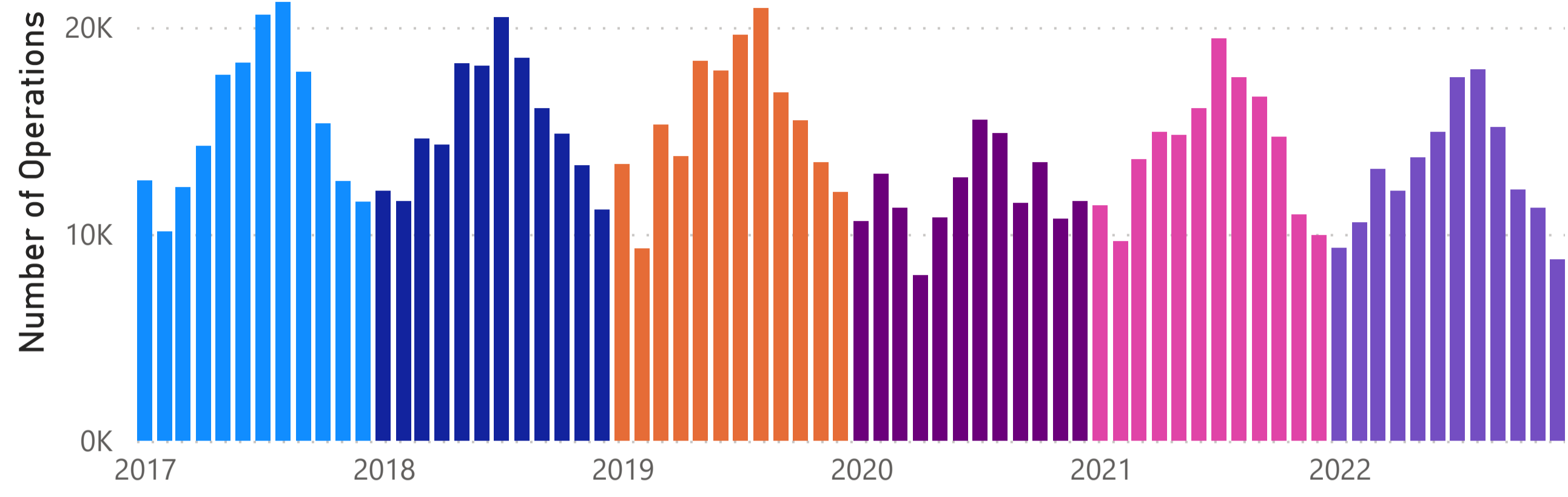


# Total Flight Operations 2017 - Present

● 2017 Total ... ● 2018 Total ... ● 2019 Total ... ● 2020 Total ... ● 2021 Total ... ● 2022 Tot... ● 2023 Tot...

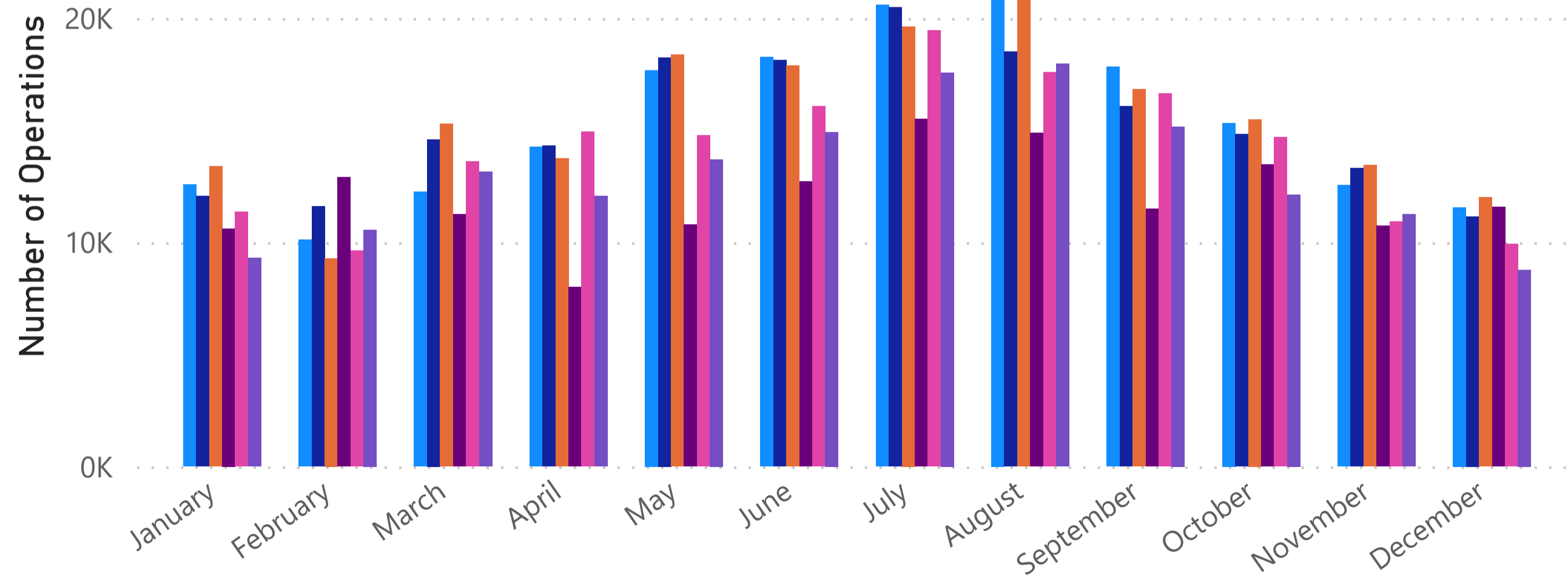


# Total Flight Operations 2017 - Present

Month	2017 Total Operations	2018 Total Operations	2019 Total Operations	2020 Total Operations	2021 Total Operations	2022 Total Operations	2023 Total Operations
January	12,579	12,071	13,382	10,614	11,362	9,309	
February	10,113	11,591	9,287	12,908	9,635	10,556	
March	12,256	14,591	15,280	11,254	13,612	13,142	
April	14,254	14,303	13,740	7,996	14,925	12,067	
May	17,678	18,242	18,365	10,797	14,774	13,700	
June	18,264	18,133	17,876	12,715	16,072	14,919	
July	20,593	20,474	19,629	15,497	19,449	17,567	
August	21,196	18,506	20,903	14,869	17,575	17,955	
September	17,827	16,062	16,830	11,489	16,625	15,160	
October	15,322	14,828	15,486	13,467	14,686	12,126	
November	12,543	13,310	13,445	10,729	10,925	11,251	
December	11,557	11,157	12,005	11,581	9,929	8,770	
<b>Total</b>	<b>184,182</b>	<b>183,268</b>	<b>186,228</b>	<b>143,916</b>	<b>169,569</b>	<b>156,522</b>	

# Total Flight Operations Comparison

● 2017 Total ... ● 2018 Total ... ● 2019 Total ... ● 2020 Total ... ● 2021 Total ... ● 2022 Tot... ● 2023 Tot...

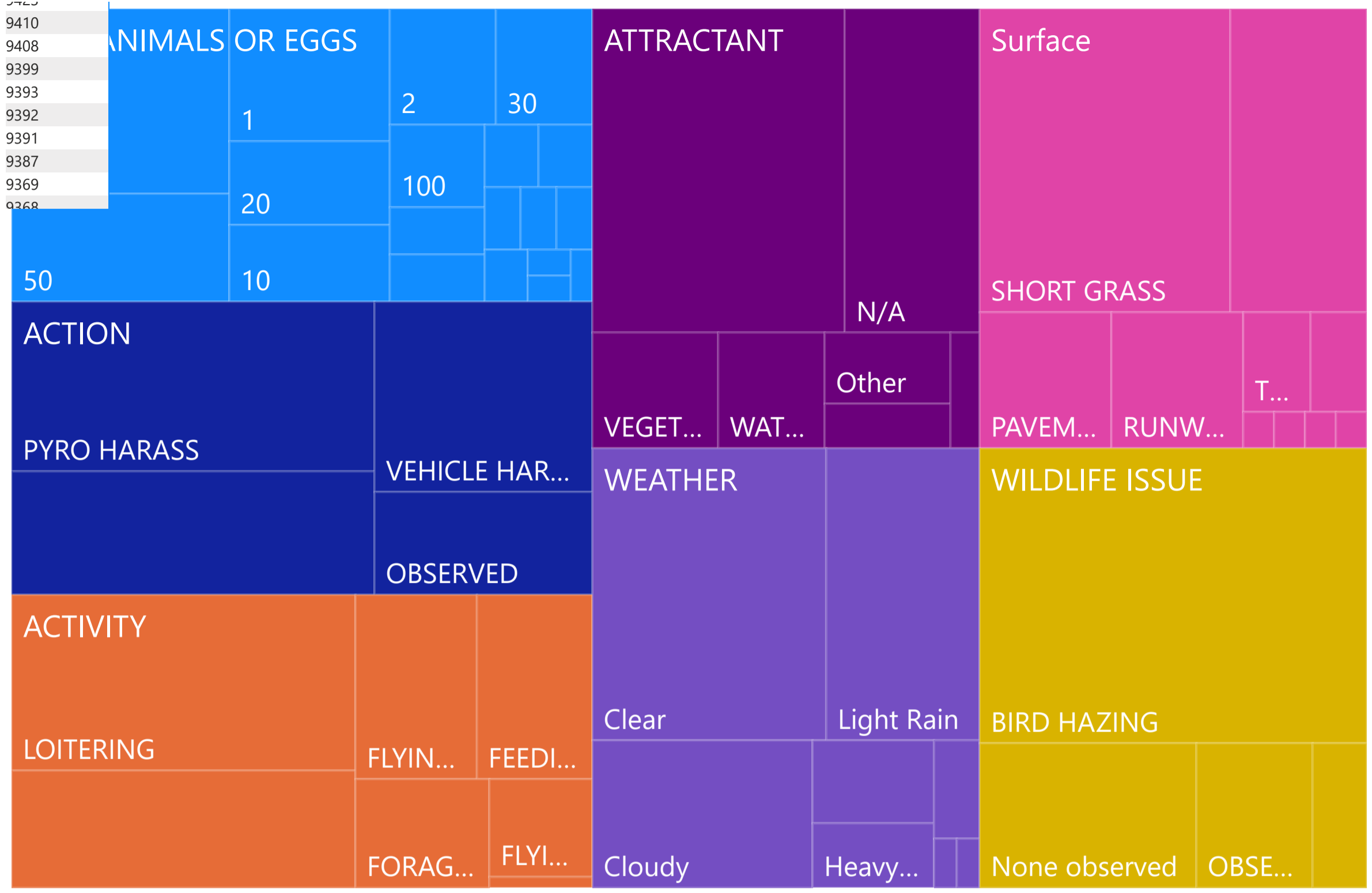


**Year**  
 ▾

**Quarter**  
 ▾

**Month**  
 ▾

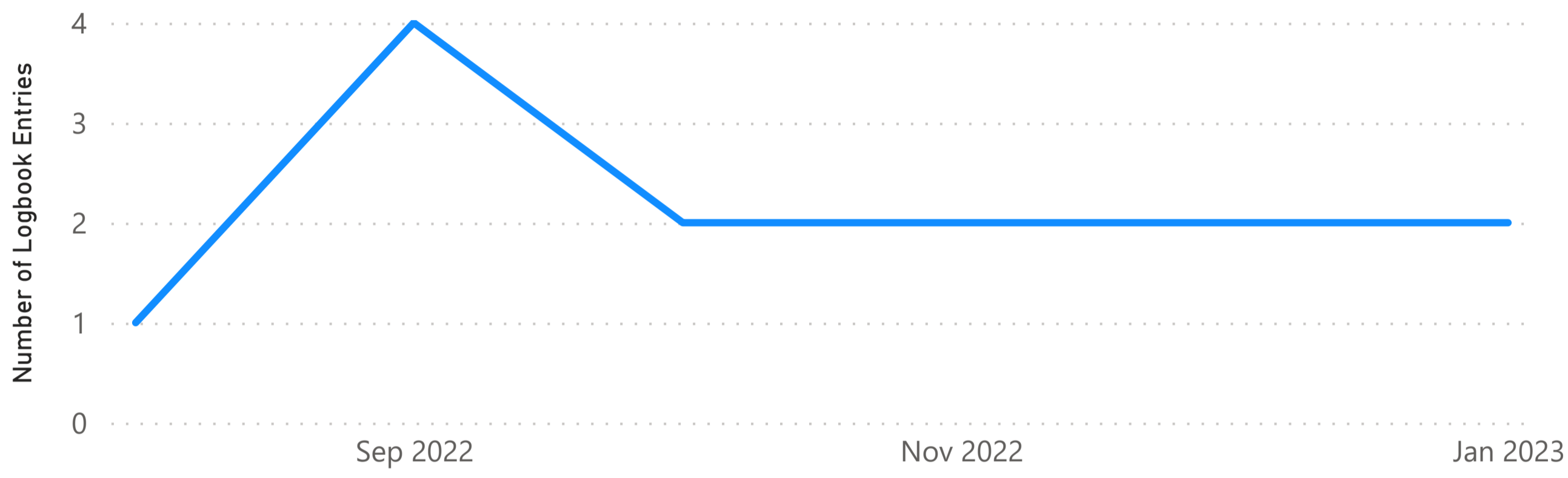
# Count of REQUESTID by CUSTFIELDNAME and CUSTFIELDVALUE



**INITIATEDBY**: All  
**CATEGORY**: Wildlife Issue  
**CUSTFIELDNAME**: Multiple selections  
**DATETIMEINIT**: Last 6 Months  
 8/9/2022 - 2/8/2023

**152**  
Count of REQUESTID

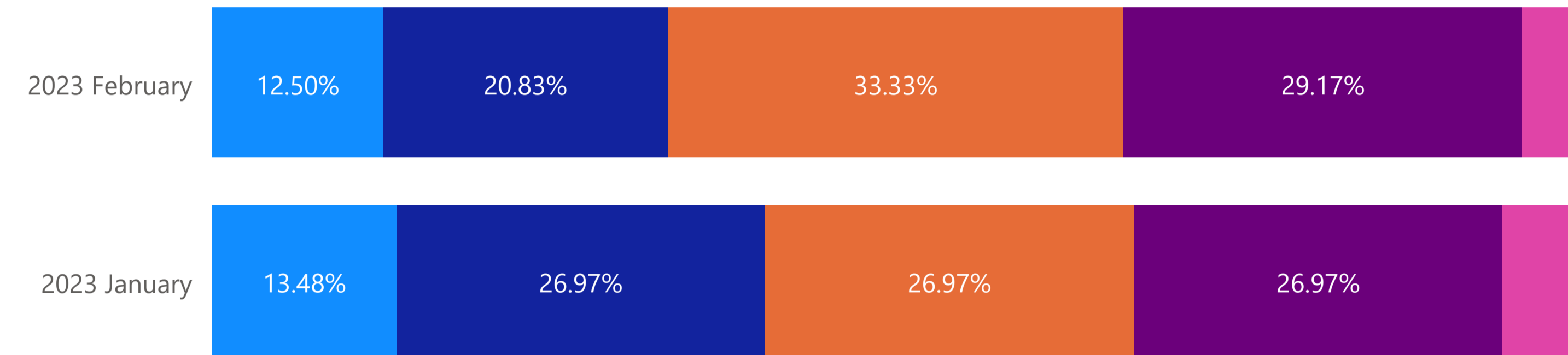
Number of Logbook Entries Created Over Time



REQUESTID	# OF ANIMALS OR EGGS	ACTION	ACTIVITY	ATTRACTANT	Surface	WEATHER	WILDLIFE ISSUE
50		PYRO HARASS	FORAGING	N/A	SHORT GRASS	Light Rain	BIRD HAZING
12		PYRO HARASS	FLYING LOCAL	N/A	PAVEMENT	Heavy Rain	BIRD HAZING
10		PYRO HARASS	FLYING LOCAL	N/A	PAVEMENT	Heavy Rain	BIRD HAZING
1		OBSERVED	FLYING LOCAL	N/A	PAVEMENT	Light Rain	OBSERVED
1		VEHICLE HARASS	HUNTING	PREY SPECIES	SHORT GRASS	Light Rain	BIRD HAZING
2		PYRO HARASS	LOITERING	WATER	SHORT GRASS	Light Rain	BIRD HAZING
4		VEHICLE HARASS	LOITERING	WATER	SHORT GRASS	Light Rain	BIRD HAZING
3		VEHICLE HARASS	LOITERING	WATER	SHORT GRASS	Light Rain	BIRD HAZING

# Inspection Types by Month as a Percentage

**Inspection Type** ● Construction Inspection ● Part 139 Continuous ● Part 139 Day ● Part 139 Night ● Part 139 Special



INITIATEDDATE

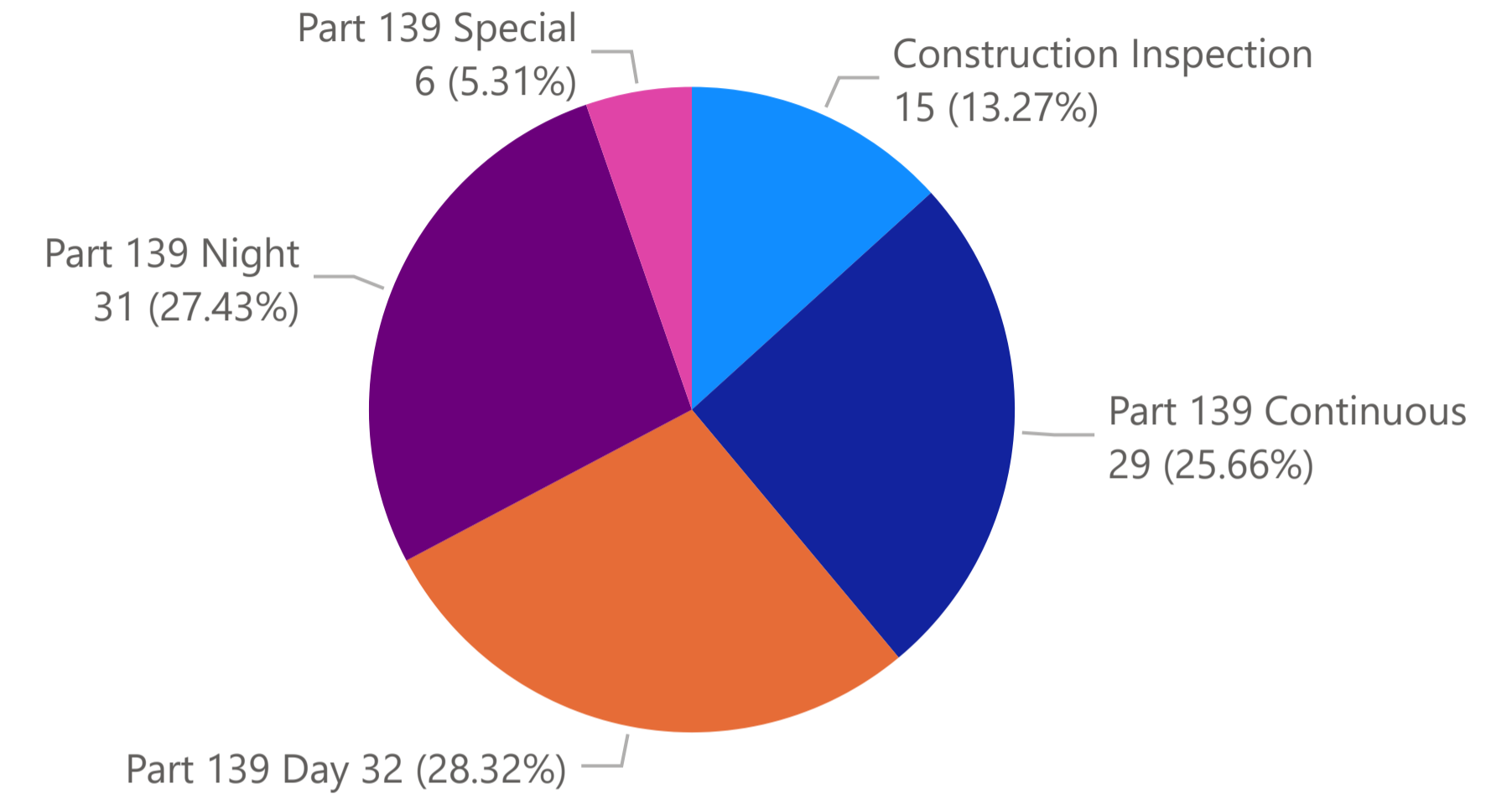
Last 1 Months

113

INSPECTIONID

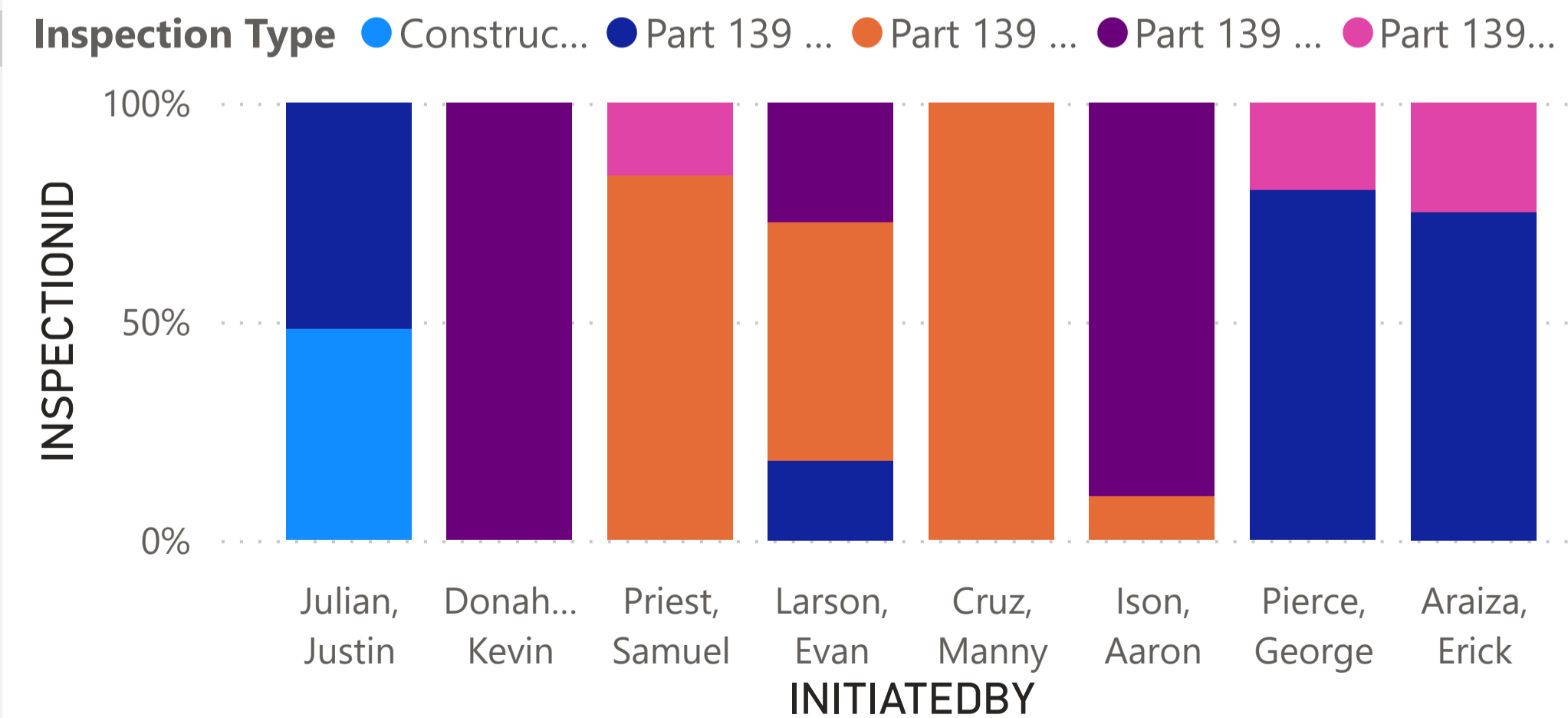
1/9/2023 - 2/8/2023

## Part 139 Inspections by Type



INSPECTIONID	INITIATEDDATE	INSPTEMPLATENAME	INITIATEDBY	INSPECTEDBY	CLOSEDBY	STATUS
<a href="#">5041</a>	02/07/2023	Part 139 Night	Donahue, Kevin	Donahue, Kevin	Donahue, Kevin	CLOSED
<a href="#">5040</a>	02/07/2023	Part 139 Special	Priest, Samuel	Priest, Samuel	Priest, Samuel	CLOSED
<a href="#">5039</a>	02/07/2023	Part 139 Day	Priest, Samuel	Priest, Samuel	Priest, Samuel	CLOSED
<a href="#">5038</a>	02/07/2023	Part 139 Continuous	Julian, Justin	Julian, Justin	Julian, Justin	CLOSED
<a href="#">5037</a>	02/07/2023	Construction Inspection	Julian, Justin	Julian, Justin	Julian, Justin	CLOSED
<a href="#">5036</a>	02/07/2023	Part 139 Continuous	Julian, Justin	Julian, Justin	Julian, Justin	CLOSED
<a href="#">5035</a>	02/07/2023	Construction Inspection	Julian, Justin	Julian, Justin	Julian, Justin	CLOSED
<a href="#">5034</a>	02/06/2023	Part 139 Night	Donahue, Kevin	Donahue, Kevin	Donahue, Kevin	CLOSED
<a href="#">5033</a>	02/06/2023	Part 139 Day	Priest, Samuel	Priest, Samuel	Priest, Samuel	CLOSED

## Inspection Types by Employee as a Percentage



# All Logbook Entries



**How To Use This Report:**

1. Set the Date Range Below.
2. Use the Logbook Drill Down arrows ( V ) to refine the visuals.
3. Use Ctrl+ to select multiple values.
4. Click on the 'Reset Slicers' button above to clear all filters.

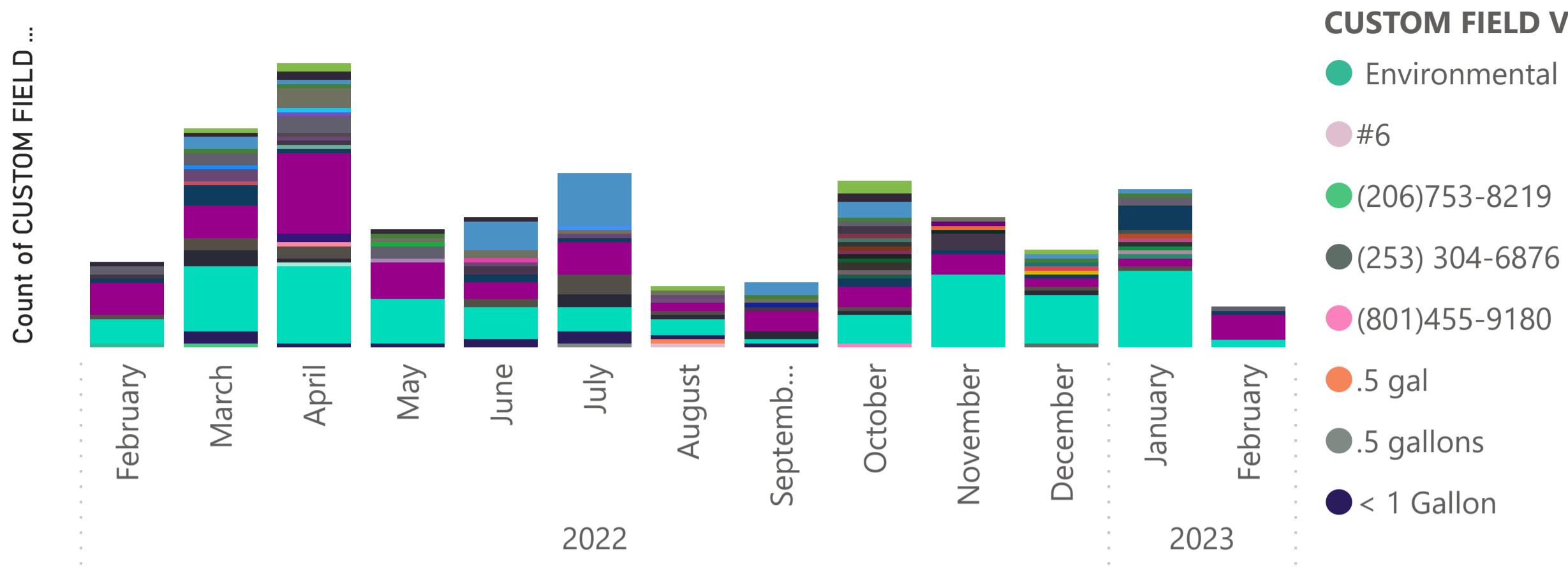
Date

Last  Years

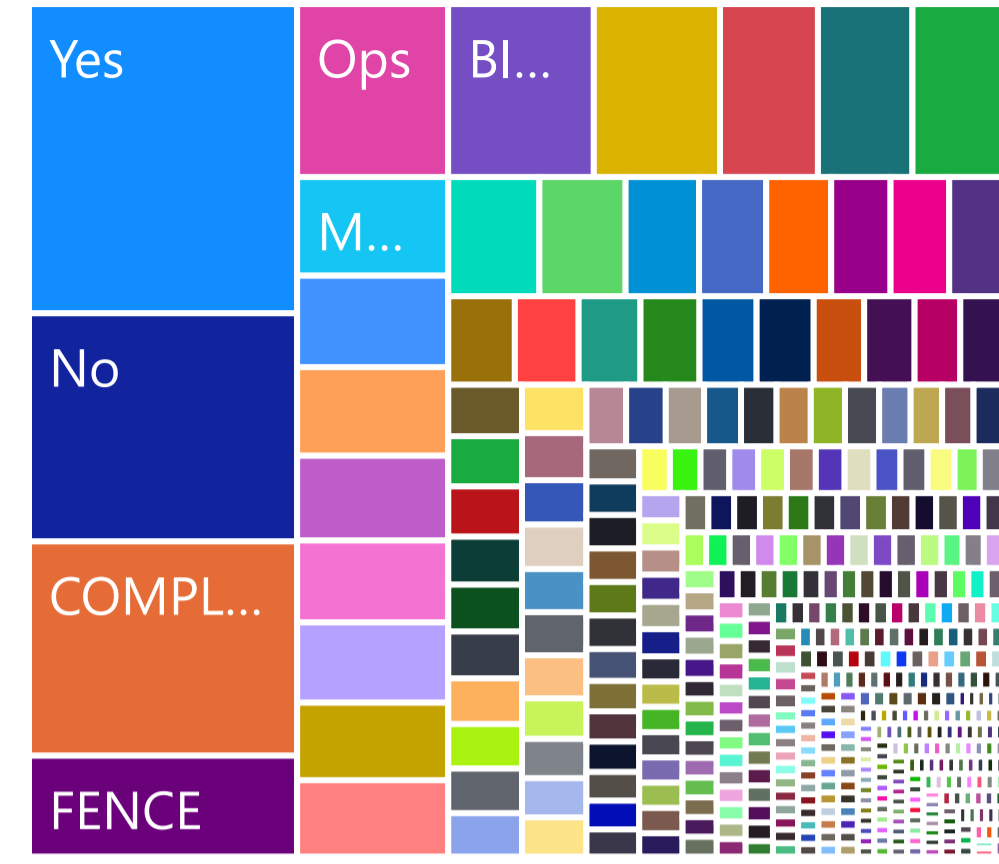
## Logbook Drill Down Slicer

- Aircraft Alert
- Aircraft Incident / Accident / D...
- Communications
- Engine Run-Up
- Escort
- Fire Alarm - Airside
- Fire Alarm - Landside
- FOD
- Fuel Spill
- Gate Reservation

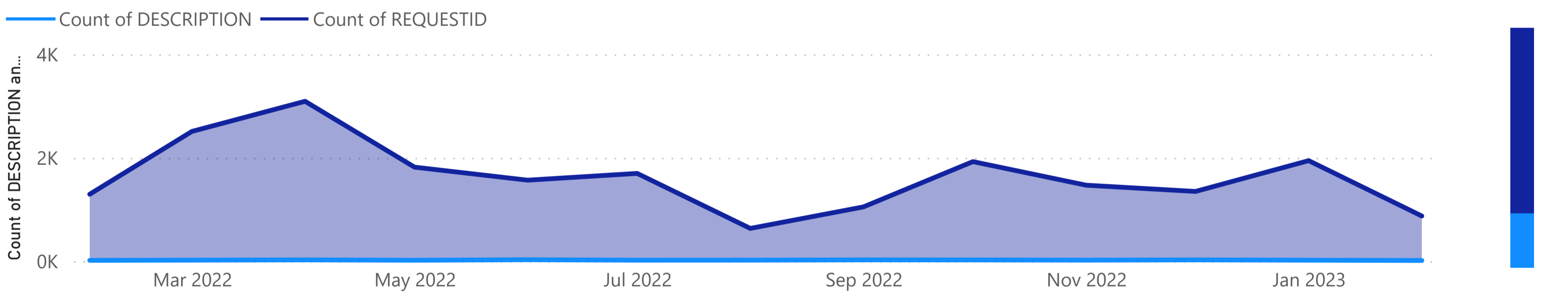
## Count of Custom Field Name and Custom Field Values Over Time



## Count of Custom Field Value and Logbook Entry



## Count of Logbook Description and Logbook Entries Over Time



## Logbook 'Custom Fields' Details

(only Logbook Entries with Custom Fields values will show here)

Count of Logbook Entries with CF values: **2242**

REQUESTID	# Birds Seen	# Birds Struck	# OF ANIMALS OR EGGS	# of Crew	# of Crew (archived)
9429					
9428					
9427					
9426					

## General Details Based on 'Description'

(this table will not update based on 'Custom Field' selections)

Count of Logbook Entries based on Description: **2329**

REQUESTID	DATETIMEINIT	DESCRIPTION	STATUS	DETAILS
<u>9429</u>	02/07/2023	Gate Usage	OPEN	BOEING BBJ N836BA (B737-700)
				Modern Aviation
9428	02/07/2023	Gate Usage	OPEN	BOEING BBJ N836BA (B737-700)
<b>Total</b>				