


Vocational Firm:	 Strategic Consulting Services, Inc 33434 8 th Ave S, Ste 205 9 th Ave Pavilion Bldg Federal Way, WA 98003-6323 (253) 661-5550	Worker:
Address:		Claim #:
Phone:		Job Title: Maintenance Worker, Municipal DOT#:
Page 1		899.684-046 Involved Body Part(s):

☐ Job of Injury
 ☐ Light Duty Position
 ☐ Direct/Transferable Skills Position
 ☐ Training Goal

JOB ANALYSIS

Job Title: Parks Specialist I	DOT Title: Maintenance Worker, Municipal
SVP: 5	DOT #: 899.684-046
SOC: 47-2061 Construction Laborers	Type of Industry: 425 Government Services
Analyst: Jennifer Kabacy, CDMS	Source: King County Natural Resources and Parks Seattle, WA
Assigned VRC: Jennifer Kabacy, CDMS	Contact: Kirsten Chapman, Park District Maintenance Coordinator
Date: 3/30/2015	Phone: 206-423-6374
<input checked="" type="checkbox"/> On-Site <input type="checkbox"/> Interview <input type="checkbox"/> Representative	

Essential Functions:

Provides a clean and safe park for visitors by being responsible for maintenance work in assigned County park areas involving grounds, facilities, athletic fields, and supportive equipment operation. Work is performed outdoors, indoors, and in inclement weather. Performs semi-skilled work, at public areas and facilities as assigned by higher-level employees and provides the public with clean, safe and attractive parks and facilities. The work also includes providing for ongoing maintenance and ensuring the physical integrity of King County parks.

ESSENTIAL FUNCTIONS Listed in order of importance

1. Maintain building facilities and parks grounds.
2. Operate and maintain equipment such as weed eaters, power blowers, push mowers and edgers.
3. Maintains and prepares athletic fields, arenas, play areas, picnic shelters and other park facilities.
4. Provides custodial care of buildings and structures by removing litter, sweeping, vacuuming and setting up for events and other related activities.
5. Identify, remove, repair and/or eliminate known hazards.
6. Perform striping of Athletic fields.
7. Perform minor painting, carpentry, plumbing and electrical work on facilities.
8. Perform seasonal maintenance program for planting areas and walks.
9. Operates park maintenance vehicles.
10. Provides for the welfare of and safety of park visitors by giving assistance and information, including park rules and regulations.
11. Perform routine maintenance and operation of trucks, tractors, riding mowers, power equipment and tools.
12. Protect County from property removal or abuse.

Job Qualifications and Skills:

ESSENTIAL ABILITIES FOR ALL KING COUNTY JOB CLASSIFICATIONS

1. Ability to demonstrate predictable, reliable, and timely attendance.

Vocational
Firm:
Address:

Phone:
Page 2



Strategic Consulting Services, Inc
33434 8th Ave S, Ste 205
9th Ave Pavilion Bldg
Federal Way, WA 98003-6323
(253) 661-5550

Worker:
Claim #:
Job Title: Maintenance
Worker, Municipal
DOT#: 899.684-046
Involved Body Part(s):

2. Ability to follow written and verbal directions and to complete assigned tasks on schedule.
3. Ability to read, write & communicate in English and understand basic math.
4. Ability to learn from directions, observations, and mistakes, and apply procedures using good judgment.
5. Ability to work independently or part of a team; ability to interact appropriately with others.
6. Ability to work with supervision, receiving instructions/feedback, coaching/counseling and/or action/discipline.

JOB SPECIFIC REQUIREMENTS

Valid Washington State Driver's License and successful completion of a preemployment background check. The employee must be able to repetitively lift up to 50 pounds.

Machines, Tools, Special Equipment, Personal Protective Equipment Used: Blower, forklift, various County vehicles, dump truck, Gator/Toro motorized cart, rake, pitchfork, push power, benches, paint, paint brushes, garbage bags and cans, chairs, tables, cleaning chemicals (such as Quat, Windex, Comet, and bleach), weed eater, belt sander, various hand and power tools, lawn mower, and computer.

PHYSICAL REQUIREMENTS

Frequency Scale	Strength	Work Pattern
N = Never	<input type="checkbox"/> Sedentary	<input type="checkbox"/> Full-time
S = Seldom (1-10 %, up to 48 min)	<input type="checkbox"/> Light	<input checked="" type="checkbox"/> Part-time*
O = Occasional (11-33%, 48 min. – 2 hr 25 min)	<input checked="" type="checkbox"/> Medium	<input checked="" type="checkbox"/> Seasonal
F = Frequent (34-66%, 2 hr 26 min – 5 hr 35 min)	<input type="checkbox"/> Heavy	<u>4-8</u> Hours Per Day
C = Constant (67-100%, more than 5 hr 35 min)	<input type="checkbox"/> Very Heavy	<u>up to 5</u> Days Per Week

*This is a part-time, seasonal position.

PHYSICAL DEMANDS		FREQUENCY						ACTIVITY DESCRIPTION
	% Time	N	S	O	F	C		
Sitting	Up to 80%			X	X	X		Percentage of time varies depending on job tasks, 20-80% of the day. Frequently on an automobile seat or office chair for up to 2 hours at a time (or rarely for up to 6 hours total in a work shift.) Most commonly occurs while driving various County vehicles, sitting on a riding mower, and using a computer to complete a timesheet. On a rare occasion, the employee may need to sit for up to 7 hours in a day as well during training sessions.
Standing	Up to 80%			X	X	X		Occasionally to continuously, depending on task, on: grass, dirt, vegetation, cement, linoleum and uneven surfaces for up to 3 hours at a time for up to 7 hours total in a work shift <u>that does not include overtime</u> . Most commonly occurs while directing traffic during events.
Walking	Up to 80%					X		Continuously on grass, dirt, vegetation, cement, linoleum and uneven surfaces for distances of up to 5 miles for up to 3 hours at a time for up to 7 hours total in a work shift. Most commonly

Vocational
Firm:
Address:

Phone:
Page 3



Strategic Consulting Services, Inc
33434 8th Ave S, Ste 205
9th Ave Pavilion Bldg
Federal Way, WA 98003-6323
(253) 661-5550

Worker:
Claim #:
Job Title: Maintenance
Worker, Municipal DOT#:
899.684-046
Involved Body Part(s):

						occurs while performing trail maintenance, collecting trash, performing maintenance duties such as vacuuming, setting up and taking down chairs and tables for events, conducting inspections, push mowing, striping fields, backpack blowing, weed eating and washing signs.
--	--	--	--	--	--	---

Lifting floor – waist	N	S	O	F	C	Occasionally lift/carry up to 20 lbs including hand tools, cleaning equipment, hand blower, paint cans, and various supplies such as paper products, trash bags, trash cans, signs, etc. Seldom (up to 45 minutes per shift) lift/carry up to 50 lbs including 5-gallon buckets of paint, bags of seed, buckets of dirt, generator, and cases of cleaning products.
		Up to 50 lbs	Up to 20 lbs			
Lifting waist–shoulder	N	S	O	F	C	To lift/carry tools up to 20 lbs including hand tools, cleaning equipment, hand blower, paint cans, and various supplies such as paper products, trash bags, trash cans, signs, etc. Seldom (up to 45 minutes per shift) lift/carry up to 50 lbs including 5-gallon buckets of paint, bags of seed, buckets of dirt, generator, and cases of cleaning products.
		Up to 50 lbs	Up to 20 lbs			
Lifting above shoulder	N	S	O	F	C	To access supplies, paper towel dispensers, stacking chairs, etc.
			Up to 20 lbs			
Carry (Dist.)	N	S	O	F	C	To lift/carry tools up to 20 lbs including hand tools, cleaning equipment, hand blower, paint cans, and various supplies such as paper products, trash bags, trash cans, signs, etc. Seldom (up to 45 minutes per shift) lift/carry up to 50 lbs including 5-gallon buckets of paint, bags of seed, buckets of dirt, generator, and cases of cleaning products.
		Up to 50 lbs	Up to 20 lbs			
Pushing/Pulling	N	S	O	F	C	Occasionally to frequently , with up to 32 lbs of force for up to 2 hours per shift, for such duties as painting lines on a field, push mowing, using a floor scrubber, pushing/pulling a hand truck, etc.
			Up to 32 lbs of force	Up to 32 lbs of force		

	N	S	O	F	C	
Climbing		X	X			Occasionally for up to 2 hours at a time while climbing stadium stairs and up to 3 hours total in a work shift. Most commonly occurs while cleaning stadium stairs and seating as well as entering and exiting the field house. Seldom on a ladder to heights of 10 feet for up to 10 seconds at a time for up to 20 seconds total in a work shift. Most commonly occurs while climbing on to a roof to check a drain, or assisting Crafts crew members.
Balancing			X			To stand and walk, to balance on ladders, uneven ground, etc.

Vocational
Firm:
Address:

Phone:
Page 4




Strategic Consulting Services, Inc
33434 8th Ave S, Ste 205
9th Ave Pavilion Bldg
Federal Way, WA 98003-6323
(253) 661-5550

Worker:
Claim #:
Job Title: Maintenance
Worker, Municipal
DOT#: 899.684-046

Involved Body Part(s):

	N	S	O	F	C	
Stooping / Bending				X		Frequently on grass, dirt, vegetation, cement, linoleum and uneven surfaces for up to 15 minutes at a time for up to 3 hours total in a work shift. Most commonly occurs while raking, shoveling, cleaning, mopping, fixing benches, picking up litter, setting up tables and chairs, using a hand blower and sanding picnic tables.
Twisting			X			When performing such duties as raking, shoveling, cleaning, mopping, etc. Worker is encouraged to move the feet to minimize twisting at the torso.
Squatting / Kneeling				X		Frequently, for 15 minutes at a time, up to 3 hours per shift to perform such duties as raking, shoveling, cleaning, mopping, repairing benches, picking up litter, setting up tables and chairs, using a hand blower, landscape bed maintenance, and sanding picnic tables.
Crawling			X			Occasionally, to repair benches or perform landscape bed maintenance.
Hand or Foot Controls					X	Depending on duties, worker may operate hand controls up to 7 hours per shift, to operate County vehicles, and equipment such as motorized carts, forklifts, riding lawn mowers, weed eater, blower, sprayers, etc.
Reaching (Level) Forward Below Waist Above Shoulder					X	Constantly reach between floor and shoulder level to perform various job tasks.
					X	Constantly reach between floor and shoulder level to perform various job tasks.
			X			Occasionally reach above shoulder level to access supplies, paper towel dispensers, and to perform various job tasks such as stacking chairs, etc.
Handle/Grasp					X	Continuously for up to 3 hours at a time for up to 7 hours total in a work shift while manipulating various hand tools, push mowing, shoveling, raking, pitching hay, driving, operating a weed eater and using a blower.
Fine Finger Manipulation		X				Seldom, up to 1 hour per shift to use a computer, manipulate garbage bags, place caps on cleaning solutions, operate hand tools, etc.
Repetitive Motion					X	Worker may repetitively perform duties depending on the work shift, to include upper extremities (such as raking, shoveling, operating equipment, etc), and with lower extremities to include walking and climbing. Duties can be intermittent during the shift, or worker can be assigned to perform one specific job function for the entire shift (mowing, directing traffic, etc).
Vibratory Tasks				X		Frequently, to use hand and power tools, riding and push mowers, heavy equipment, etc.
Talking			X			To communicate with other workers.
Hearing			X			To communicate with other workers.

Vocational Firm:	 Strategic Consulting Services, Inc 33434 8 th Ave S, Ste 205 9 th Ave Pavilion Bldg Federal Way, WA 98003-6323 (253) 661-5550	Worker:
Address:		Claim #:
Phone:		Job Title: Maintenance Worker, Municipal
Page 5		DOT#: 899.684-046
		Involved Body Part(s):

Visual:	Near Acuity	X	Far Acuity	X	Depth Perception	X	Accommodation	X
					Color Discrimination	X	Field of Vision	X

ENVIRONMENTAL CONDITIONS	FREQUENCY					ENVIRONMENTAL CONDITIONS	FREQUENCY				
	N	S	O	F	C		N	S	O	F	C
Exposure to Weather	C					Noise Intensity	F				
Extreme Cold	O					Atmospheric Conditions	N				
Extreme Hot	O					Exposed Heights	O				
Wet and / or Humidity	F					Exposure to Electricity	O				
Proximity to Moving Mechanical Parts	F					Exposure to Toxic / Caustic Chemicals	F				
Exposure to Explosives	O					Exposure to Radiation	N				
Other	Traffic, weather, and other natural environmental hazards.										



Analyst's Comments:

Possible Employer Modifications:

Note: The information for this job analysis was gathered by either on-site observation, interview and / or is representative of the labor market as indicated on page one. Additional data may have been obtained from standardized industry resources such as the DOT, GOE, COJ, OOH, WOIS and O-NET. On occasion, practicality and feasibility prevent the direct observation and/or gathering of objective, quantifiable data. For this reason, a "best estimate" may have been used.

Analyst:

Presenting VRC:

 Jennifer Kabacy, CDMS Vocational Consultant	3/30/2015 Date	 Jennifer Kabacy, CDMS Vocational Consultant	3/30/2015 Date
--	-------------------	--	-------------------

Employer Verification:

Worker Verification: (optional)

 Kirsten Chapman, Park District Maintenance Coordinator	3/31/15 Date	_____ Name	_____ Date
--	-----------------	---------------	---------------

Vocational
Firm:
Address:

Phone:
Page 6



Strategic Consulting Services, Inc
33434 8th Ave S, Ste 205
9th Ave Pavilion Bldg
Federal Way, WA 98003-6323
(253) 661-5550

Worker:
Claim #:
Job Title: Maintenance
Worker, Municipal
DOT#: 899.684-046
Involved Body Part(s):

MEDICAL PROVIDER:

☐ I agree that the above named injured worker can perform the physical activities described in this job analysis and can return to work. State date worker is released to return to work if different from today's date _____.

☐ I agree the injured worker can perform the described job but only with modifications (describe in comments section). Modifications are needed on a permanent ☐ or temporary ☐ basis.

☐ The above-named injured worker temporarily cannot perform this job based on the following physical limitations:

Anticipated release date:

Treatment plan:

☐ The above named injured worker is permanently restricted from performing the physical activities described in this job analysis based on the following physical limitations (state objective medical findings):

Comments:

Signature

Date

Print Name

☐ Attending Provider

☐ Consulting Physician

☐ Pain Program Physician

☐ IME Physican

☐ PCE Therapist

☐ OT / PT Therapist