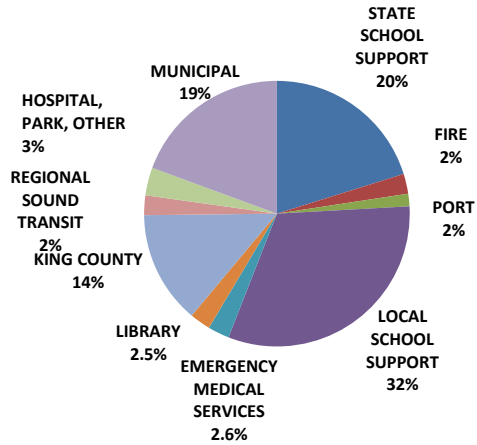


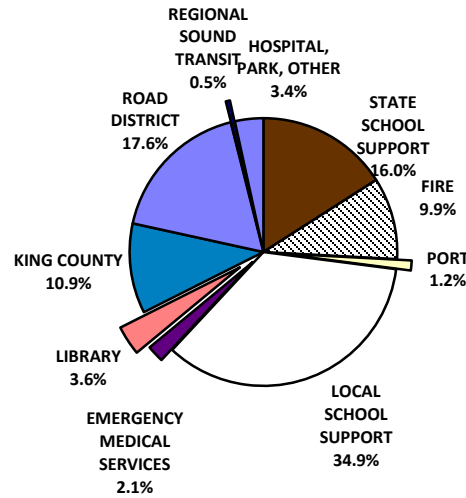
2017 PROPERTY TAXES LEVIED IN MUNICIPALITIES



Tax dollars

State School Support	\$874,936,488
Local School Support	1,380,459,689
Municipal	841,257,576
Road District	----
King County	595,387,638
Port	66,023,501
Emergency Medical Services	113,234,991
Regional Sound Transit	104,139,962
Fire	105,202,634
Library	110,034,238
Hospital	42,126,037
Park and Recreation	54,530,136
Water	----
Sewer	----
Flood Zone	50,549,719
Cemetery	----
Total	\$4,337,882,609

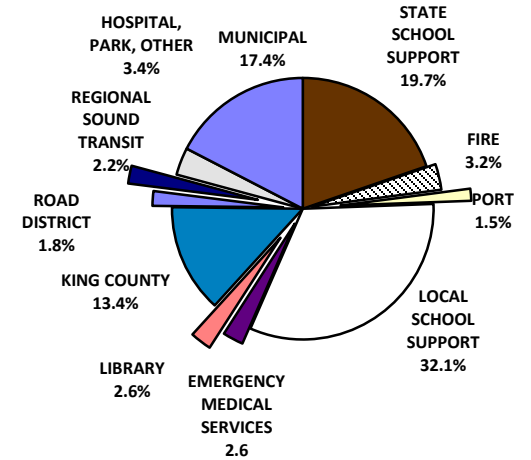
2017 PROPERTY TAXES LEVIED IN UNINCORPORATED AREAS



Tax dollars

State School Support	\$79,330,166
Local School Support	173,474,322
Municipal	----
Road District	87,679,068
King County	53,987,768
Port	5,987,166
Emergency Medical Services	10,270,912
Regional Sound Transit	2,500,682
Fire	49,174,832
Library	17,772,735
Hospital	9,745,544
Park and Recreation	2,611,593
Water	----
Sewer	----
Flood Zone	4,583,968
Cemetery	113,004
Total	\$497,231,760

2017 PROPERTY TAXES LEVIED IN KING COUNTY



Tax dollars

State School Support	\$954,266,653
Local School Support	1,553,934,011
Municipal	841,257,576
Road District	87,679,068
King County	649,375,406
Port	72,010,667
Emergency Medical Services	123,505,903
Regional Sound Transit	106,640,644
Fire	154,377,466
Library	127,806,973
Hospital	51,871,581
Park and Recreation	57,141,730
Water	----
Sewer	----
Flood Zone	55,133,687
Cemetery	113,004
Total	\$4,835,114,369