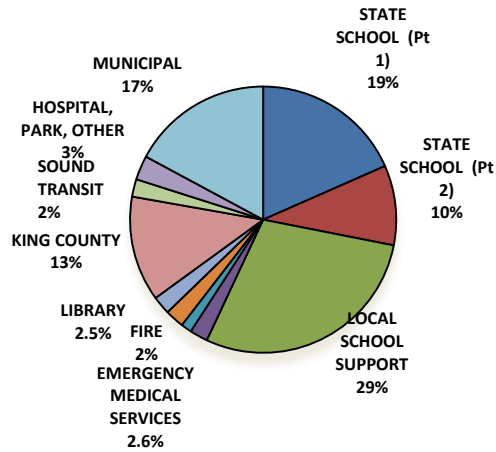


2018

**PROPERTY TAXES
LEVIED IN
MUNICIPALITIES**

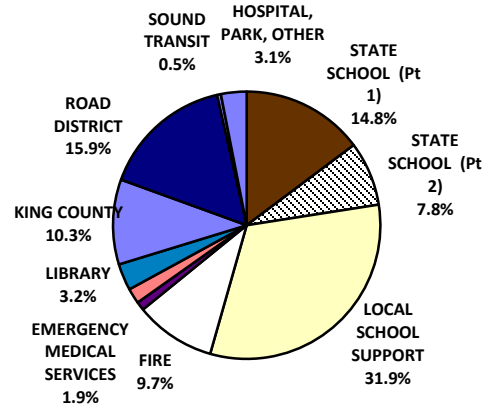


Tax dollars

State School Support (Part 1)	\$933,691,545
State School Support (Part2)	491,890,617
Local School Support	1,464,716,758
Municipal	870,099,811
Road District	----
King County	649,279,204
Port	66,131,587
Emergency Medical Services	117,088,469
Sound Transit	107,746,361
Fire	111,047,964
Library	112,624,412
Hospital	43,248,688
Park and Recreation	53,793,188
Water	----
Sewer	----
Flood Zone	52,383,321
Cemetery	----
Total	\$5,073,741,925

2018

**PROPERTY TAXES
LEVIED IN
UNINCORPORATED
AREAS**

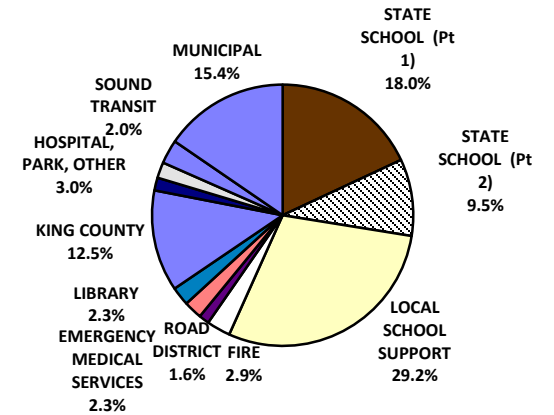


Tax dollars

State School Support (Part 1)	\$83,016,433
State School Support (Part2)	43,590,067
Local School Support	179,081,738
Municipal	----
Road District	89,354,088
King County	57,731,864
Port	5,880,632
Emergency Medical Services	10,414,424
Regional Sound Transit	2,592,741
Fire	54,690,793
Library	18,093,336
Hospital	9,895,148
Park and Recreation	2,726,644
Water	----
Sewer	----
Flood Zone	4,658,202
Cemetery	114,796
Total	\$561,840,906

2018

**PROPERTY TAXES
LEVIED IN
KING COUNTY**



Tax dollars

State School Support (Part 1)	\$1,016,707,978
State School Support (Part2)	535,480,684
Local School Support	1,643,798,496
Municipal	870,099,811
Road District	89,354,088
King County	707,011,068
Port	72,012,219
Emergency Medical Services	127,502,893
Regional Sound Transit	110,339,102
Fire	165,738,757
Library	130,717,748
Hospital	53,143,836
Park and Recreation	56,519,832
Water	----
Sewer	----
Flood Zone	57,041,523
Cemetery	114,796
Total	\$5,635,582,830