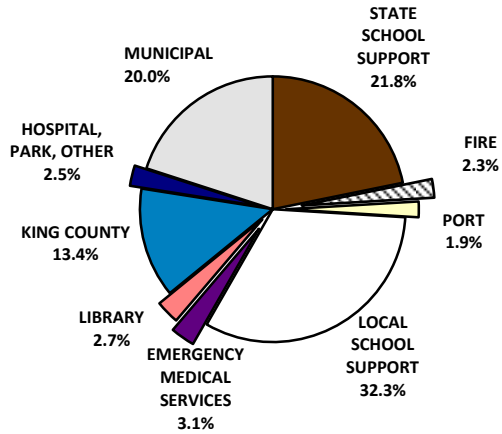


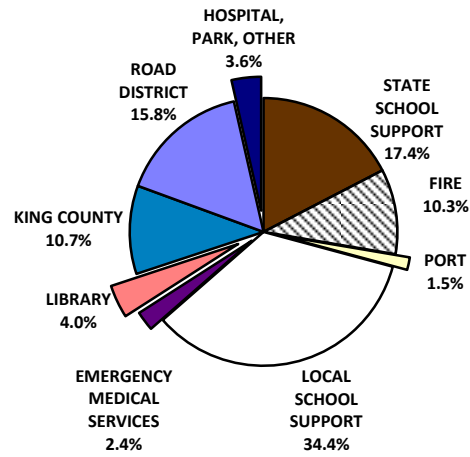
## 2014 PROPERTY TAXES LEVIED IN MUNICIPALITIES



Tax dollars

|                            |                               |
|----------------------------|-------------------------------|
| State School Support       | \$758,961,924                 |
| Local School Support       | 1,124,825,646                 |
| Municipal                  | 696,847,192                   |
| Road District              | ----                          |
| King County                | 465,643,001                   |
| Port                       | 66,154,782                    |
| Emergency Medical Services | 102,887,154                   |
| Fire                       | 78,826,385                    |
| Library                    | 100,107,649                   |
| Hospital                   | 35,908,035                    |
| Park and Recreation        | 2,619,064                     |
| Water                      | ----                          |
| Sewer                      | ----                          |
| Flood Zone                 | 47,213,302                    |
| Ferry                      | 1,071,962                     |
| Cemetery                   | ----                          |
| <b>Total</b>               | <u><u>\$3,481,066,097</u></u> |

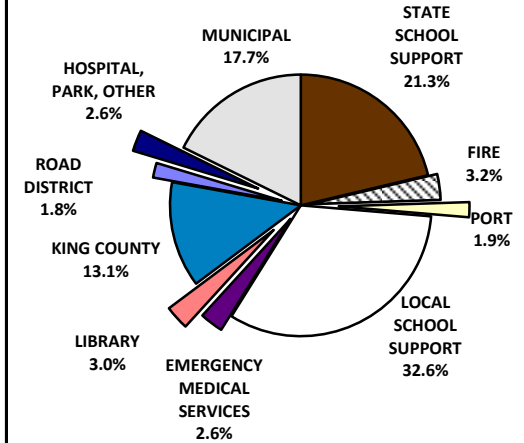
## 2014 PROPERTY TAXES LEVIED IN UNINCORPORATED AREAS



Tax dollars

|                            |                             |
|----------------------------|-----------------------------|
| State School Support       | \$78,732,876                |
| Local School Support       | 155,646,320                 |
| Municipal                  | ----                        |
| Road District              | 71,721,409                  |
| King County                | 48,308,372                  |
| Port                       | 6,863,913                   |
| Emergency Medical Services | 10,678,528                  |
| Fire                       | 46,519,147                  |
| Library                    | 18,056,796                  |
| Hospital                   | 9,014,987                   |
| Park and Recreation        | 1,997,176                   |
| Water                      | ----                        |
| Sewer                      | ----                        |
| Flood Zone                 | 4,899,046                   |
| Ferry                      | 111,289                     |
| Cemetery                   | 108,122                     |
| <b>Total</b>               | <u><u>\$452,657,979</u></u> |

## 2014 PROPERTY TAXES LEVIED IN KING COUNTY



Tax dollars

|                            |                               |
|----------------------------|-------------------------------|
| State School Support       | \$837,694,800                 |
| Local School Support       | 1,280,471,966                 |
| Municipal                  | 696,847,192                   |
| Road District              | 71,721,409                    |
| King County                | 513,951,373                   |
| Port                       | 73,018,695                    |
| Emergency Medical Services | 113,565,682                   |
| Fire                       | 125,345,532                   |
| Library                    | 118,164,445                   |
| Hospital                   | 44,923,022                    |
| Park and Recreation        | 4,616,239                     |
| Water                      | ----                          |
| Sewer                      | ----                          |
| Flood Zone                 | 52,112,348                    |
| Ferry                      | 1,183,251                     |
| Cemetery                   | 108,122                       |
| <b>Total</b>               | <u><u>\$3,933,724,076</u></u> |