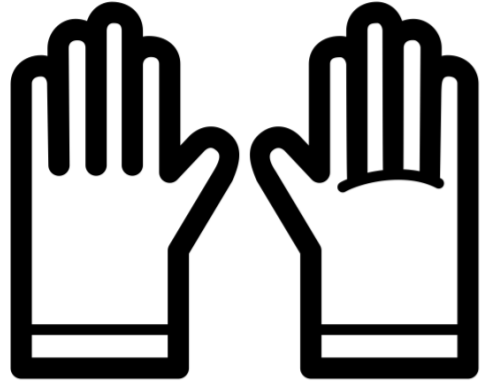



HOW TO CLEAN UP VOMIT, DIARRHEA & BLOOD

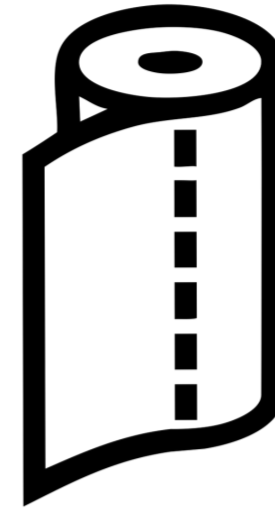
1. PROTECT YOURSELF.



Wear disposable plastic or rubber gloves.



Wear a disposable mask and an apron if available.




Use paper towel.



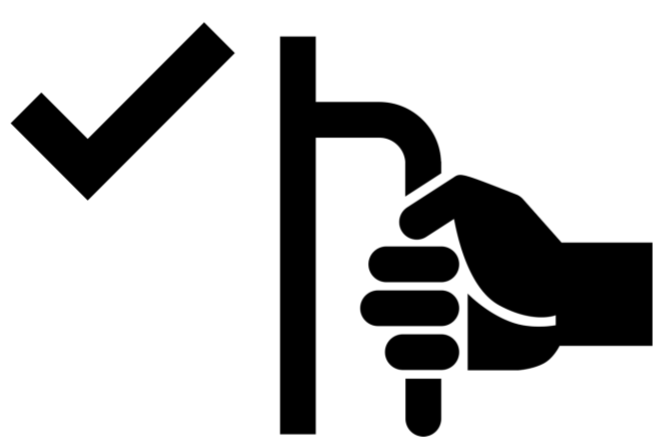
Wash hands with soap and warm water after cleaning.

2. REMOVE VOMIT OR DIARRHEA RIGHT AWAY.

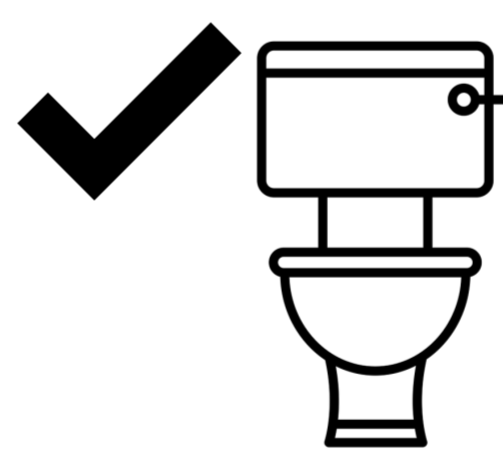


Use an absorbent material like kitty litter or baking soda on upholstery and carpets. Dispose of contaminated materials in plastic bag. Do not vacuum.


3. CLEAN ALL SOILED & NEARBY SURFACES WITH SOAPY WATER.



Door knobs




Toilet handles




Machine-wash clothing


4. DISINFECT SURFACES WITH BLEACH SOLUTION.



Mix 3/4 cup bleach with 1 gallon of water. If 5.25% bleach, increase to 1 cup.



Apply bleach solution, leave for 5+ minutes



After applying bleach, rinse all surfaces with water