




## 1. JOBS

### *Jobs by Wage Range*

 **1A**  
How many jobs, county-wide, are within each wage range?


 **1B**  
Where are the jobs by wage range?


### *Commuter Flows*

 **1C**  
Where do people come from to work those jobs?


## 2. HOUSEHOLDS AND HOUSING


### *Households by Earners per Household*

 **2A**  
How do workers live? How do jobs support families and households?


 **2B**  
Where do workers live by household income?

### *Housing Prices Required by Household Type*


 **2C**  
How much can workers afford to spend on housing?

 **2D**  
How much housing is available at those prices? By type of housing?

### *Location of Housing by Price, Type*


 **2E**  
Where is the housing by price point?

### *Access to Jobs and Housing*


 **3A**  
How does housing price and location fit where people work?

## 3. ACTION PLAN


### *Population Forecasts*

 **3A**  
How much growth should we plan for?


### *Occupational Forecasts*

 **3B**  
How will jobs evolve to pay for housing?

### *Housing Units Required for Growth*

 **3C**  
How many housing units are required?

### *Housing Development, Price Outlook*

 **3D**  
What do trends suggest for housing prices by type?



## DISCUSSION TOPICS

### Household Segments

#### Working Households

- Income levels
- Individuals
- Family composition

#### Non-Working Households

- Seniors housing
- Disabilities
- Students
- Unemployed labor force
- Institutional housing
- Vacation homes
- Homeless

### Geographies of Interest



- Cities
- Rural areas
- Transit-oriented development
- Employment centers
- Bedroom communities
- Subregions within King County
- Environmentally sensitive areas

### Other Demographic Segments




- LGBTQ considerations
- Race
- Immigrants, by nationality and origin

Others?

## POPULATION & JOBS

 <p>2017</p> <p><b>2,153,700</b> People</p>	<p>2040</p> <p><b>2,633,400</b> People</p>	<p>By 2040, King County Will Have</p> <p><b>479,700</b> More People</p>
 <p>1,372,600 Jobs</p>	<p>1,827,300 Jobs</p>	<p><b>454,700</b> More Jobs</p>

## HOUSEHOLDS

 <p><b>510,500</b> Single Family Homes, 2017</p>	<p>2015</p> <p>Number of Households</p>	<p>1-Person Household</p> <p><b>243,900</b></p>	<p>2-Person Household</p> <p><b>295,500</b></p>	<p>3-or More Person Household</p> <p><b>306,550</b></p>	<p>Total Households</p> <p><b>846,000</b></p>
 <p><b>393,100</b> Multi-Family Homes, 2017</p>	<p>No Workers</p>	<p>% of Total</p> <p><b>38%</b></p>	<p><b>21%</b></p>	<p><b>5%</b></p>	<p><b>20%</b></p>
 <p><b>18,200</b> Other Homes, 2017</p>	<p>1 Worker</p>	<p><b>62%</b></p>	<p><b>31%</b></p>	<p><b>33%</b></p>	<p><b>41%</b></p>
	<p>2 or More Workers</p>	<p>--</p>	<p><b>48%</b></p>	<p><b>61%</b></p>	<p><b>39%</b></p>

American Community Survey One-Year Estimates For 2015; Washington State Office of Financial Management, 2017; Community Attributes Inc., 2017; Conway Pedersen Economics, 2016