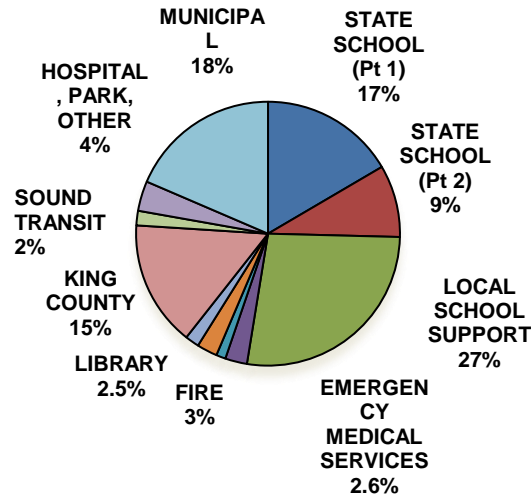


2025

**PROPERTY TAXES
LEVIED IN
MUNICIPALITIES**

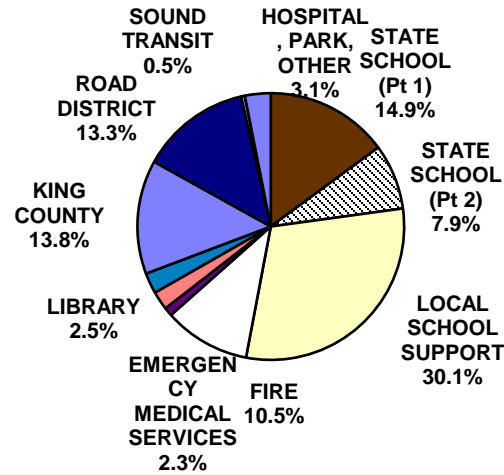


Tax dollars

State School Support (Part 1)	\$1,152,472,580
State School Support (Part2)	615,368,600
Local School Support	1,890,381,637
Municipal	1,290,685,796
Road District	0
King County	1,070,602,093
Port	80,420,081
Emergency Medical Services	174,541,934
Sound Transit	124,125,091
Fire	186,447,252
Library	119,357,665
Hospital	43,432,421
Park and Recreation	134,638,175
Water	0
Sewer	0
Flood Zone	76,953,516
Cemetery	0
Total	\$6,959,426,841

2025

**PROPERTY TAXES
LEVIED IN
UNINCORPORATED
AREAS**

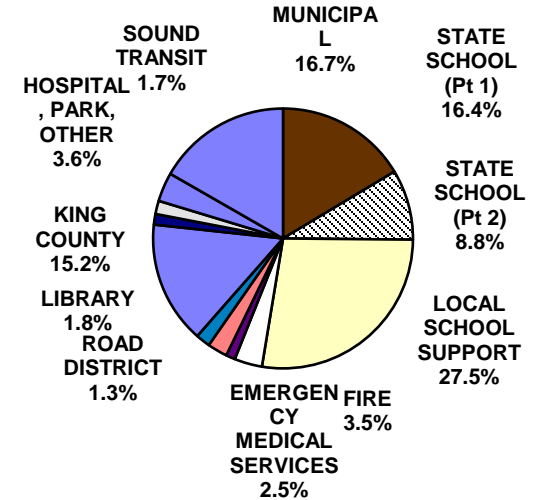


Tax dollars

State School Support (Part 1)	\$114,143,869
State School Support (Part2)	60,588,364
Local School Support	230,743,630
Municipal	0
Road District	102,167,507
King County	105,733,029
Port	7,965,520
Emergency Medical Services	17,300,852
Regional Sound Transit	3,495,683
Fire	80,163,537
Library	19,155,445
Hospital	11,994,430
Park and Recreation	4,163,825
Water	0
Sewer	0
Flood Zone	7,622,412
Cemetery	126,901
Total	\$765,365,003

2025

**PROPERTY TAXES
LEVIED IN
KING COUNTY**



Tax dollars

State School Support (Part 1)	\$1,266,616,449
State School Support (Part2)	675,956,964
Local School Support	2,121,125,267
Municipal	1,290,685,796
Road District	102,167,507
King County	1,176,335,122
Port	88,385,601
Emergency Medical Services	191,842,786
Regional Sound Transit	127,620,774
Fire	266,610,788
Library	138,513,111
Hospital	55,426,851
Park and Recreation	138,802,000
Water	---
Sewer	---
Flood Zone	84,575,928
Cemetery	126,901
Total	\$7,724,791,844