


# UNEMPLOYMENT CLAIMS

Impacts of efforts to limit the spread of novel coronavirus (COVID-19) in King County

King County, WA March 1 - May 2, 2020

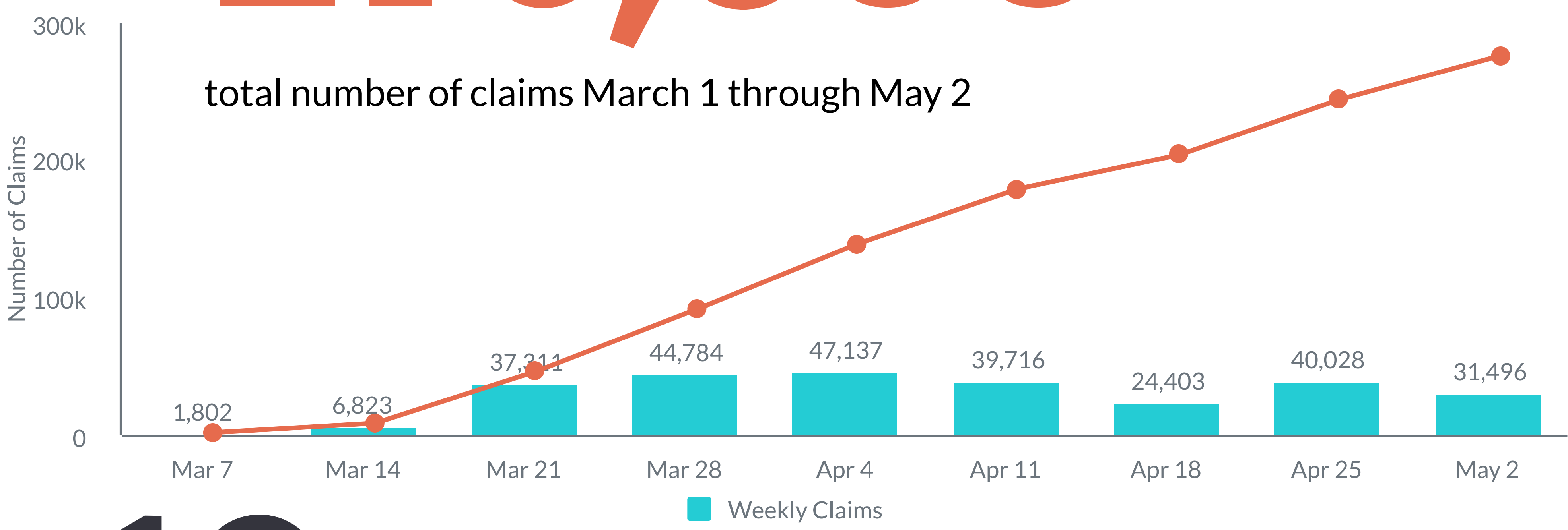


## 1 in 5

Roughly one in five of workers filed initial unemployment insurance claims with WA State Employment Security Department between March 1 and May 2

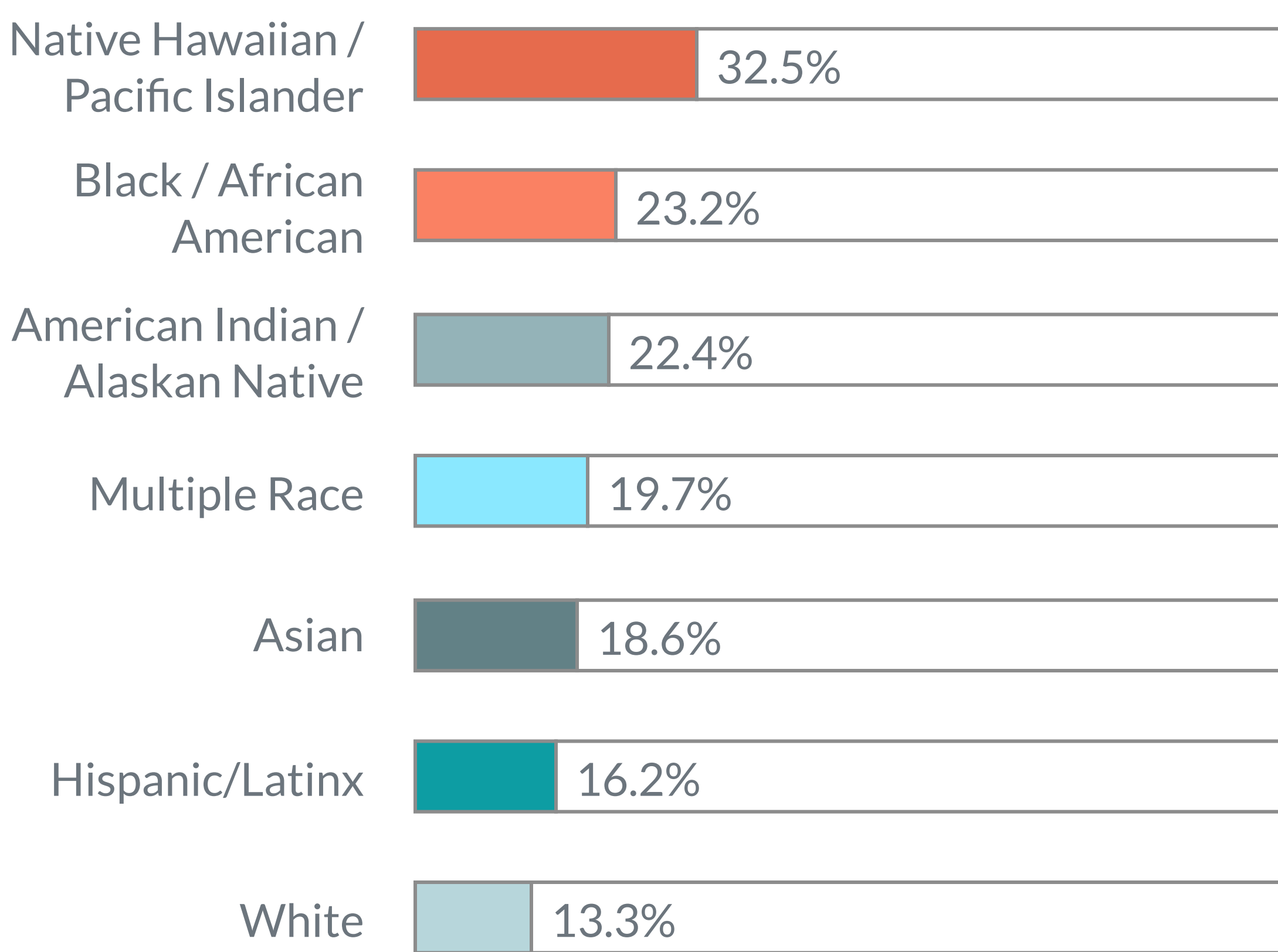
# 273,500

total number of claims March 1 through May 2



# 19x

In March and April the average number of Unemployment claims filed is **19 times greater** than in January and February

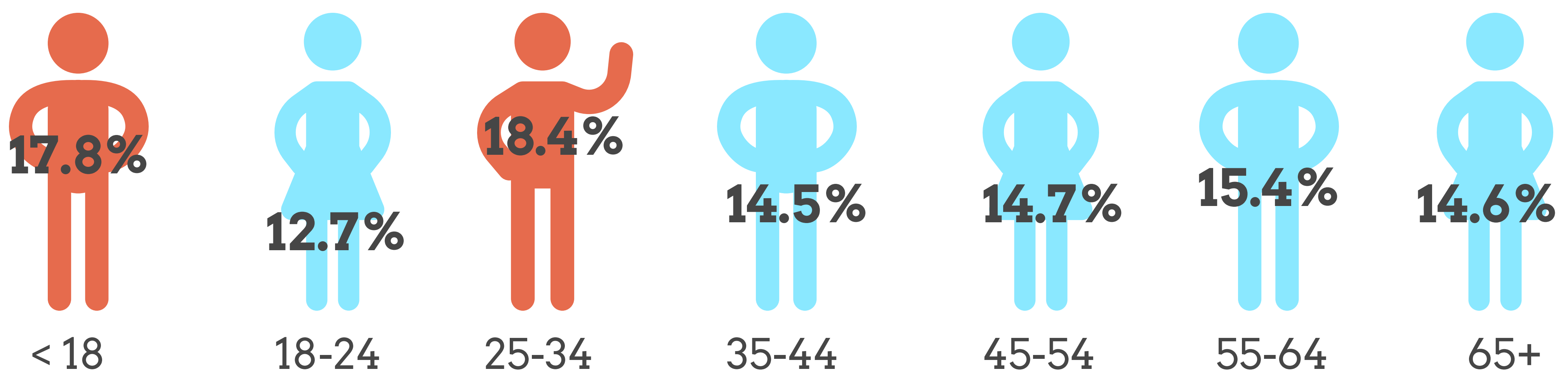


# 32.5%


of Native Hawaiian / Pacific Islander workers filed claims, which is the highest number per capita, followed by **Black / African American** workers at

# 23.2%

Workers under age 18 and ages 25-34 filed the most claims per capita



## Most impacted industries




# 35%

accommodation and food service



# 20%

manufacturing and retail



# 15%

healthcare and social assistance

Percentage of workers filing claims within each industry per capita

This work is funded by Public Health – Seattle & King County, the Washington State Department of Health, and the Centers for Disease Control and Prevention's (CDC) Epidemiology and Laboratory Capacity for Prevention and Control of Emerging Infectious Diseases (ELC) Cooperative Agreement (CK19-1904).

**Public Health**  
Seattle & King County



Data Sources: <http://www.kingcounty.gov/covid/impacts/unemployment>

r: 6/08/2020