



Disability Services
Safety and Claims Management
Department of Executive Services
Human Resources Management Division
500 4th Ave Rm 500
Seattle, WA 98104
(206) 205-8575
(206) 296-0514 FAX

JOB ANALYSIS

Job Title:	Rail Laborer (Facilities Maintenance)	DOT Title:	Maintenance Worker, Municipal
SVP:	5	DOT #:	899.684-046
Location of Analysis:	Light Rail Operation & Maintenance Facility, 3407 Airport Way Seattle, WA 98104	Name of Employee:	
Analyst:	Kyle Pletz, VRC, CDMS	JA Source:	Jeff Casem
Presenting VRC:		Employer Contact:	Tim Dickinson
Date Analysis Completed:	8/11/16, 11/14/19	Supervisor Contact Information	Phone: 206-945-7668 E-mail: tim.dickinson@soundtransit.org

☒ On-Site ☐ Interview ☐ Representative

JOB DUTIES:

Essential Functions according to the employer:

All King County jobs require ability/essential function to:

- Demonstrate predictable, reliable, and timely attendance.
- Follow written and verbal directions to complete assigned tasks on schedule.
- Read, write, and communicate in English & understand basic math.
- Learn from directions, observations, and mistakes and apply procedures using good judgment.
- Work independently or as part of a team and interact appropriately with others.

The responsibilities of this classification include performing a wide variety of maintenance and equipment operation duties not associated with journey-level work. Rail

Rail laborers assist other workers such as landscapers, custodians, facility mechanics, and facility electricians in maintenance of rail facilities, stations, plazas and grounds. Will assist other Rail employees as assigned. Due to the nature of this position, duties will vary based upon business demand.

Landscape

1. Prune and trim trees, bushes and shrubs.
2. Perform mowing and edging at all busses, park and rides and other metro properties.
3. Drive trucks/vans with trailer to each job site.
4. Utilize a riding and push mower, weed eaters and weed burners for lawn maintenance.
5. Dig holes and plant plants.
6. Weed.
7. Pick up garbage on site and empty garbage bins and receptacles.
8. Perform general maintenance duties on landscape equipment.
9. Spread fertilizer as needed.
10. Discard all trimmings and garbage collected.
11. Perform general ground cleaning utilizing rakes, shovels, broom and wheelbarrow.



King County Job Analysis Completed on: 11/14/19

Employee:

DOT #: 899.684-046

Job Title: Rail Laborer (Facilities Maintenance)

Claim #:

Paint Support

1. Clean and prep buildings, rooms and structures prior to painting
2. Move heavy objects out of the way of the painters, and manually clean the area to be painted.
3. Assist in protecting areas not to be painted by covering with plastic or drop clothes.
4. Scrape old paint, help with taping, pressure wash and utilizes hand tools, and paint supplies.
5. Outside work may require utilizing scissor lifts, genie booms up to 30 feet.
6. Paint support crew (two workers) keep the painters supplied with tools, supplies and paint.
7. Drive pickup truck or van to reach job site and deliver or pick up paint, tools, and materials.
8. May assist with stripping, including lay out and measurements.
9. Paint support will assist painters with anything to assist in getting the job done.
10. Able to work independently.
11. Prepare a variety of surfaces for painting of both interiors and exteriors of building, facilities and amenities, equipment and furnishings.
12. Operate, clean and maintain a variety of equipment related to preparing surfaces for paint.
13. Use stencils, line stripe equipment, scarifiers, taping and masking.
14. Erect scaffolding, operate equipment such as high lift, scissor lift, forklift.
15. Scrape, tape and prep.
16. Ensure proper storage, handling and disposal of all hazardous materials
17. Read and interpret plans, layouts and color specifications.
18. Driving to and from job site with company vehicle.
19. Load and unload materials, paint, tools and equipment as needed by painters.
20. Perform general equipment maintenance and repairs.

Station Cleaning:

1. Drive trucks or vans pulling a trailer with pressure washer and up to 500 gallon tank of water for up to 50 miles per day.
2. Drive safely, adhering to all the traffic signs and driving laws.
3. Perform pre-trip checks including oil, gas water and driver fill fuel tank if necessary.
4. Stop the vehicle at each station, set up traffic safely cones to allow for safe cleaning of the structure and surrounding area.
5. Dump garbage and sweep.
6. Unwind pressure hose, and steam clean the windows, sides, benches and roofs of structures utilizing up to 5000 pounds of pressure.
7. Wipe off window and bench.
8. Throw garbage bags up into truck or van.
9. Roll hose back up, undo the traffic cones, climb into truck and drive to the next station.
10. Driver is also required to dump garbage at base once or twice per shift. This entails, loading (one by one typically) each garbage bag by hand from the truck to a garbage truck or receptacle.
11. Perform general equipment maintenance and repairs.

Trade Support:

1. Walk around various parts of building site to clean up various types of debris, such as scrap lumber and tools.
2. Take various cleaning tools (i.e., broom, shovel) from mobile bin or wheelbarrow.
3. Use broom to sweep dust across floor into piles; use broom and shovel to pick up dust and walk to bin and drop it into bin; use shovel to move piles of dirt, as necessary.
4. Pick up various objects, such as small pieces of wood or cinder block, and place in trash bin.
5. Off-load materials or tools from back of truck and carry up to 60 feet to work site.
6. Hang plastic strips from overhead beams to keep dust at bay.



King County Job Analysis Completed on: 11/14/19

Employee:

DOT #: 899.684-046

Job Title: Rail Laborer (Facilities Maintenance)

Claim #:

7. Perform minor preparatory activities, such as punching holes in wood to prepare for tradesmen.
8. Pick up and deliver parts and materials required on job sites.
9. Move furniture, materials and equipment.
10. Jackhammer and dig.
11. Perform traffic control duties and flagging.
12. Assist with concrete prep work, mixing and pouring, and final site clean-up
13. Assist trades worker in all aspects and phases of projects.
14. Perform general equipment maintenance and repairs

General

1. Cleans and maintains a variety of areas, including a building interiors and exteriors, surrounding landscapes, and parking areas.
2. Lifts, carries, and physically moves office furniture and equipment both manually and with the use of moving equipment as directed, and sets up meeting rooms.
3. Performs minor repairs to buildings.
4. Assembles and arranges furniture.
5. Performs various landscaping duties including operating a powered machinery such as mowers, trimmers, and edger's.
6. Cleans various types of floors; vacuums, sweeps and mops floors.
7. Cleans, stocks various King County facilities with various cleaning and supplies such as solvents, copy paper and forms.
8. As directed, mixes and uses cleaning solutions and chemicals.
9. Dusts, washes and vacuums surfaces.
10. Requests and stocks various types of cleaning supplies including soap, paper towels, toilet tissue, cleaning chemicals and other various cleaning products.
11. Empties trash and recycling containers.
12. Perform general equipment maintenance and repairs
13. Perform snow and ice removal.

EXPERIENCE, QUALIFICATIONS, KNOWLEDGE, SKILLS:

- Knowledge in the use and care of tools and equipment.
- Basic knowledge of various skilled trades.
- Knowledge of basic safety rules and applicable OSHA laws.
- Basic mechanical skills.
- Basic oral and written communication skills including the ability to understand and follow directions.
- Skill in problem solving and analytical skills required to solve common problems.
- Skill in dealing proactively and sensitively with customers.
- Skill in performing multiple tasks simultaneously.
- Skill in working with a variety of individuals from diverse backgrounds .
- Skill in learning new methods and ways of doing work.

NECESSARY SPECIAL QUALIFICATIONS:

- Forklift, Aerial Lift, Confined Space, First-Aid/CPR and other certifications or requirements determined to be necessary to meet the business needs of the employing unit may be required .
- Work from high places on mechanical lift devices, support structures; indoors and outdoors and in inclement weather.

**King County**

King County Job Analysis Completed on: 11/14/19

Employee:

DOT #: 899.684-046

Job Title: Rail Laborer (Facilities Maintenance)

Claim #:

Machines, Tools, Special Equipment, Personal Protective Equipment Used:

Rake, shovel, riding and push lawn mower, blower, backpack sprayer, compressors, boom truck, chipper, scarifier, weed eater, weed burners, hand pruner, sheers, wheelbarrow, chainsaw, various hand tools, cleaning solutions, spray bottles, chemical mixer, vacuum, paper towels, toilet tissue, garbage bags, dust mop, wet mop, broom, compactor, roto-hammer, demo gun, putty knife, rolling garbage can, utility cart, shovel hoses, light bulbs, pressure washer, personal vehicle, drill, various hand tools, handsaw, hack saw, mop bucket, various cleaning tools, rags, forklifts, high-lift, back hoe, front end loader, brushes, rollers, hand scrapers, hand sanders, hammers, screw drivers, trowels, taping supplies and equipment, spray guns, pressure washer, sand blaster, air and electrical tools, drills, chisels, needle gun, grinders, pavement grinders, line striping machines and equipment, trailer and various County truck, vans and equipment.

PHYSICAL REQUIREMENTS

Frequency Scale	Strength	Work Pattern
N = Never	<input type="checkbox"/> Sedentary	<input checked="" type="checkbox"/> Full-time
S = Seldom (1-10 %, up to 48 min)	<input type="checkbox"/> Light	<input type="checkbox"/> Part-time
O = Occasional (11-33%, 48 min. – 2 hr 25 min)	<input type="checkbox"/> Medium	<input type="checkbox"/> Seasonal
F = Frequent (34-66%, 2 hr 26 min – 5 hr 35 min)	<input checked="" type="checkbox"/> Heavy	8-10 Hours Per Day
C = Constant (67-100%, more than 5 hr 35 min)	<input type="checkbox"/> Very Heavy	4-5 Days Per Week

This is classified as a HEAVY job by the US Department of Labor.

PHYSICAL DEMANDS		FREQUENCY						ACTIVITY DESCRIPTION
	% Time	N	S	O	F	C		
Sitting				X*				On an automobile or riding lawnmower seat for up to 1 hr./time, 7 hrs. total while driving to and from various work sites as well as when operating a riding lawnmower, boom truck or forklift. *The employee can also sit for up to 10 hours in a shift while performing snow detail on a rare occasion.
Standing						X		On carpeted, asphalt, concrete, grass, vegetation, inclines, linoleum and uneven surfaces for up to 1hr./time, 7 hrs. total while flagging, sanding, pressure washing, trimming, edging, pulling weeds, using the chipper, using the drill press, spotting for confined space entry and working on structures, etc.
Walking						X		On carpeted, asphalt, concrete, grass, vegetation, inclines, linoleum and uneven surfaces for up to 30 min./time, 7.5 hrs. total while vacuuming, sweeping, collecting trash, inspecting sites for garbage and mopping as well as removing garbage and debris from County facilities, etc.



King County Job Analysis Completed on: 11/14/19

Employee:

DOT #: 899.684-046

Job Title: Rail Laborer (Facilities Maintenance)

Claim #:

Lifting floor – waist	N	S	O	F	C	lbs.	Up to 20 sec./time, 20 min. total with weights of 60-100 lbs. while manipulating office furniture, 60-lb. bags of concrete, cold patch asphalt and a 60-90 lb. jackhammer, etc.. The employee also lifts over 50 lbs. when loading and unloading equipment from a pickup, such as a mower, with the assistance of a coworker. 50 lbs. bags of ice melt/fertilizer/concrete. Assistance for heavy lifting is available on most occasions. 12-14 lbs. while manipulating power tools office furniture and surplus items as well as when using a blower, weed eater and chainsaw.
		50-100	12-14				
Lifting waist–shoulder	N	S	O	F	C	lbs.	Same as lifting floor to waist.
		50-100	12-14				
Lifting above shoulder	N	S	O	F	C	lbs.	Up to 5 min./time, 1.5 hrs. total while hedge trimming Loading and unloading equipment, replacing filters, manipulating trash bags, manipulating tree limbs, etc.
			1-18				

Carry (Dist.)	N	S	O	F	C	60-90 lbs.	Up to 10 feet for up to 10 sec./time, 10 min. total with weights of 60-100 lbs. while transporting office furniture, 60 lb. bags of concrete, cold patch asphalt and a 60-90 lb. jackhammer, etc.
		10'					
Pushing/ Pulling	N	S	O	F	C	Minimal	Up to 100', 1 hr./time, w/ a force of up to 30 lbs., up to 6 hrs. total in a work shift while mowing (9-17 lbs.), using a striper (20 lbs.), using a pressure washer (9 lbs.) and transporting materials via utility cart (30 lbs.). The employee also moves furniture that can require up to 50 lbs. of force.
		50	30	9-17	9-17	lbs. force	

	N	S	O	F	C	
Climbing			X			Up to 2 min./time, 1 hr. total while entering and exiting various County buildings as well as when painting stairwells and cleaning facilities.



King County Job Analysis Completed on: 11/14/19

Employee:

DOT #: 899.684-046

Job Title: Rail Laborer (Facilities Maintenance)

Claim #:

	N	S	O	F	C	
Balancing				X	X	Up to 1-2.5 hrs./time, 5-7 hrs. while replacing filters, working on steep inclines, traversing wet or slick surfaces and performing trimming duties on uneven ground.
Stooping / Bending			X			Up to 3 min./time, 1 hr. while weeding, trimming ground cover, performing equipment maintenance, loading/unloading trucks, trimming, using a blower, replacing filters, confined space spotting, edging and assembling/moving furniture.
Twisting		X				Up to 30 sec./time, 45 min./total while trimming branches, weeding, mowing, etc.
Squatting / Kneeling			X			Up to 20 min./time, 3 hrs. total while weeding, performing equipment maintenance, replacing filters, pouring cement, and performing confined space spotting etc.
Crawling			X			Up to 10 sec./time, 1 hr. total while replacing filters and masking off base of walls for painting, etc.
Foot Controls					X	Up to 1 hr./time, 7 hrs. total while driving to and from various work sites as well as when operating a riding lawnmower, boom truck, forklift and various equipment. The employee can also sit for up to 10 hours in a shift while performing snow detail on a rare occasion.
Reaching (Level) Forward Below Waist Above Shoulder					X	Up to 1 hr./time, 6 hrs. total while cleaning, shoveling, raking, sweeping, pruning, driving, unpacking supplies and emptying garbage cans, etc.
				X		Up to 1 hr./time, 5 hrs. total while shoveling, raking, sweeping, pruning, unpacking supplies and assembling/moving furniture, etc.
		X				Up to 1 min./ time, 30 min. total while replacing filters, loading/unloading trucks, unpacking supplies, vacuuming walls and elevated areas and stacking trash as well as cleaning ceiling vents, lights and ducts, etc.
Handle/Grasp					X	Up to 1 hr./time, 6 hrs. total while vacuuming, dusting, dust mopping, and wet mopping as well as using spray bottles and various hand tools, etc.
Fine Finger Manipulation				X		Up to 1 hr./time, 5 hrs. total while weeding, performing equipment maintenance and using hand tools, etc.
Hand Controls		X				Up to 15 min./ time, 45 min. total while mowing, driving, painting, sanding, manipulating various hand tools, operating various pieces of equipment, using trigger sprayers and using a chemical mixer, etc.
Repetitive Motion				X		Body part: hand Cycles/hr. 300+
Vibratory Tasks		X				While using jackhammer or demo gun.



King County Job Analysis Completed on: 11/14/19

Employee:

DOT #: 899.684-046

Job Title: Rail Laborer (Facilities Maintenance)

Claim #:

	N	S	O	F	C	
Talking		X				Up to 5 min./time, 45 min. total while conversing with coworkers and supervisors to ensure that all tasks and duties are completed as well as when attending meetings.
Hearing					X	Must be able to hear at all times due to continuously working in an environment with moving machines and trains.

Visual:

Works around moving machinery, vehicles, trains, etc. at all times.

ENVIRONMENTAL CONDITIONS	FREQUENCY					ENVIRONMENTAL CONDITIONS	FREQUENCY				
	N	S	O	F	C		N	S	O	F	C
Exposure to Weather					X	Noise Intensity			X	X	
Extreme Cold*		X				Atmospheric Conditions			X		
Extreme Hot			X			Exposed Heights			X		
Wet and / or Humidity				X		Exposure to Electricity		X			
Proximity to Moving Mechanical Parts					X	Exposure to Toxic / Caustic Chemicals		X			
Exposure to Explosives	X					Exposure to Radiation	X				

Other: Rare confined spaces. Around moving trains and traffic. *May need to work the entirety of a shift in adverse weather conditions, including snow/ice.

Analyst's Comments:

Possible Employer Modifications:



King County Job Analysis Completed on: 11/14/19

Employee:


DOT #: 899.684-046

Job Title: Rail Laborer (Facilities Maintenance)

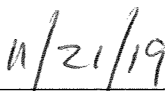
Claim #:

Note: The information for this job analysis was gathered by either on-site observation, interview and / or is representative of the labor market as indicated on page one. Additional data may have been obtained from standardized industry resources such as the DOT, GOE, COJ, OOH, WOIS and O-NET. On occasion, practicality and feasibility prevent the direct observation and/or gathering of objective, quantifiable data. For this reason, a "best estimate" may have been used.

Analyst:



Vocational Consultant



Date

Presenting VRC signature:


Vocational Consultant

Date

Employer Verification:



Name



Date

Employee Verification: (optional)

Name

Date



King County Job Analysis Completed on: 11/14/19

Employee:

DOT #: 899.684-046

Job Title: Rail Laborer (Facilities Maintenance)

Claim #:

MEDICAL PROVIDER:

- ☐ I agree that the employee can perform the physical activities described in this job analysis and can return to work.

State date employee is released to return to work if different from today's date _____

- ☐ I agree the employee can perform the described job but only with modifications (describe in comments section). Modifications are needed on a permanent ☐ or temporary ☐ basis.

- ☐ The employee **temporarily** cannot perform this job based on the following physical limitations:

Anticipated release date: _____

Treatment plan: _____

- ☐ The employee is **permanently** restricted from performing the physical activities described in this job analysis based on the following physical limitations (state objective medical findings):

Comments:

Signature

Date

Print Name

- | | | |
|----------------------------------------------|-----------------------------------------------|-------------------------------------------------|
| <input type="checkbox"/> Attending Physician | <input type="checkbox"/> Consulting Physician | <input type="checkbox"/> Pain Program Physician |
| <input type="checkbox"/> IME Physician | <input type="checkbox"/> PCE Therapist | <input type="checkbox"/> OT / PT Therapist |
| <input type="checkbox"/> PEP Physician | | |