



# King County

Department of Judicial Administration

*Barbara Miner*

*Director and Superior Court Clerk*

(206) 296-9300 (206) 296-0100 TTY/TDD

King County Superior Court

## Criminal Department Statistical Report

October 2019

Department of Judicial Administration

Prepared by: Shiquan Liao, Ph.D., Statistician

February 20, 2020

**Report #: CRM-2019-10**

*Seattle:*  
516 Third Avenue Room E609  
Seattle, WA 98104-2386

*Regional Justice Center:*  
401 Fourth Avenue North Room 2C  
Kent, WA 98032-4429

*Juvenile Division:*  
1211 East Alder Room 3015  
Seattle, WA 98122-5598

## Criminal Statistics - Executive Summary

- **Filings**

As shown in the first chart on page 4, the monthly filings vary considerably from month to month. A total of 670 criminal cases were filed in October 2019. Of the 670 cases filed, 37% were MRJC cases. The year-to-date average filing volume in 2019 was 564 cases per month, compared with 515, 511, 519, 532, 535, 562, 548 and 523 cases per month in 2011, 2012, 2013, 2014, 2015, 2016, 2017 and 2018, respectively.

- **Resolutions**

Like the monthly filings, the number of criminal cases resolved per month also varies from month to month (monthly resolution pattern is shown on page 4). The number of resolutions in October 2019 was 617 cases. Of the 617 cases resolved, 44% were MRJC cases. The year-to-date average resolution volume in 2019 was 504 cases per month, compared with 539, 481, 502, 514, 549, 506, 525 and 481 cases per month in 2011, 2012, 2013, 2014, 2015, 2016, 2017 and 2018, respectively.

- **Pending Caseload**

At the end of October 2019, the active pending criminal caseload is 3,755 cases, including criminal RALJ cases, higher than that in the previous months. Of the 3,755 pending criminal cases, 39% are MRJC cases. The breakdown of the 3,755 pending cases by crime category was: homicide (n=109), sex crime (n=364), robbery (n=213), aggravated assault (n=712), burglary/theft (n=938), motor vehicle theft (n=89), controlled substances – non-drug court (n=469), drug court (n=319), other felonies (n=409), and RALJ (n=133).

- **Age of Pending Cases**

The median age (age for half of the pending cases) of pending cases are shown in Table 6. The median age of active pending cases (excluding RALJ) at the end of October 2019 was 94 days. At the end of October 2019, 553 non-drug court cases and 217 drug court cases still remained as active (unresolved) more than nine months since filing. Table 6 shows the number of active pending cases within pre-defined age intervals.

**Conclusion: The average monthly filings of criminal cases were 564 cases in 2019. The resolution pace was lower than the filing pace in the same time period, with an average of 504 cases per month. The pending caseload (including RALJ) for both SEA and the MRJC was 3,755 cases at the end of October 2019. The pending caseload at the MRJC were 1,466 cases (including 87 drug court cases) at the end of October 2019. About 39% of the total pending criminal cases were the MRJC cases.**

## Terminology

### **Age of Pending Case**

Time (days) from filing to resolution, less suspense time if applicable.

### **Age of Resolved Case**

Time (days) from filing to resolution, less suspense time if applicable.

### **End Pending**

Number of pending cases at the end of reporting period.

### **Net Change in Pending**

The change in number of pending cases (end pending minus previous pending).

### **Pending Case**

A case is defined as pending if it is unresolved and not on suspense status.

### **Previous Pending**

Number of pending cases at the beginning of reporting period.

### **Reactivated Case**

A case returns to active from suspense status during the reporting period.

### **Resolution**

A case is resolved if all issues in the complaint are fully adjudicated. However, a drug court case is reported as resolved only when dispositive document is also filed (completed).

### **Resolution Category**

Five resolution categories are used to report resolution of criminal cases: jury trial (CVJV, AQJV), non-jury trial (CVCT, AQCT), guilty plea (GP, GPAT, GPJT), dismissal (DSM), and other (all other resolution codes). For criminal RALJ cases, the resolution categories are: RALJ decision (CDTA, CDTM, CDTR), dismissal (DSRM), and others (any other resolution codes).

### **Suspended Case**

A case is placed in suspense status (removing from active) during the reporting period.

### **Suspense Status**

A case is said to be on suspense status if it is on warrant or appeal.

### **Suspense Time**

Time (days) a case is on suspense status.

Figure 1. Number of Criminal Filings, Resolutions and Pending Caseload by Month

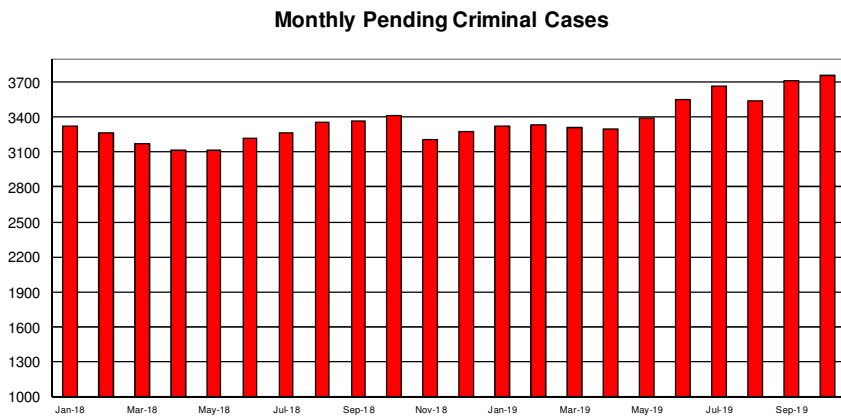
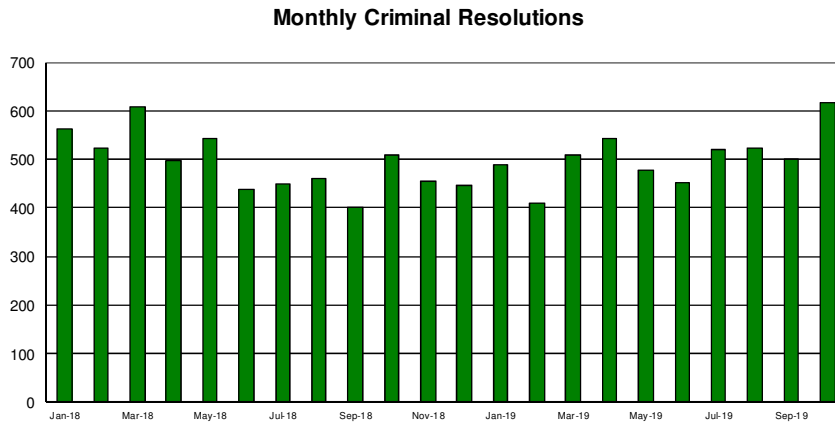
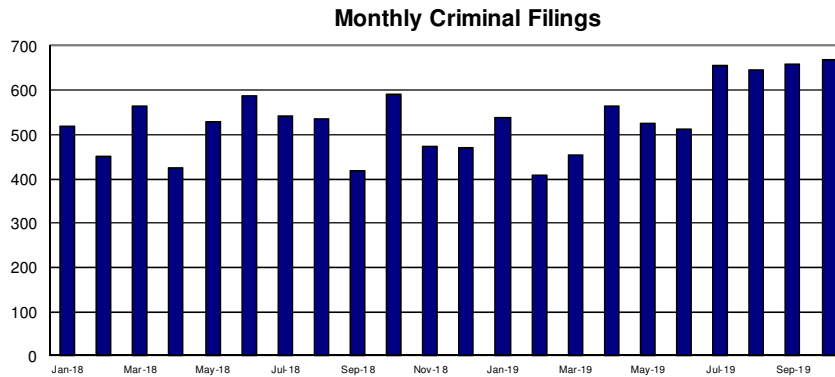


Figure 2. Crime Category as a Percentage of Total Filings by Year

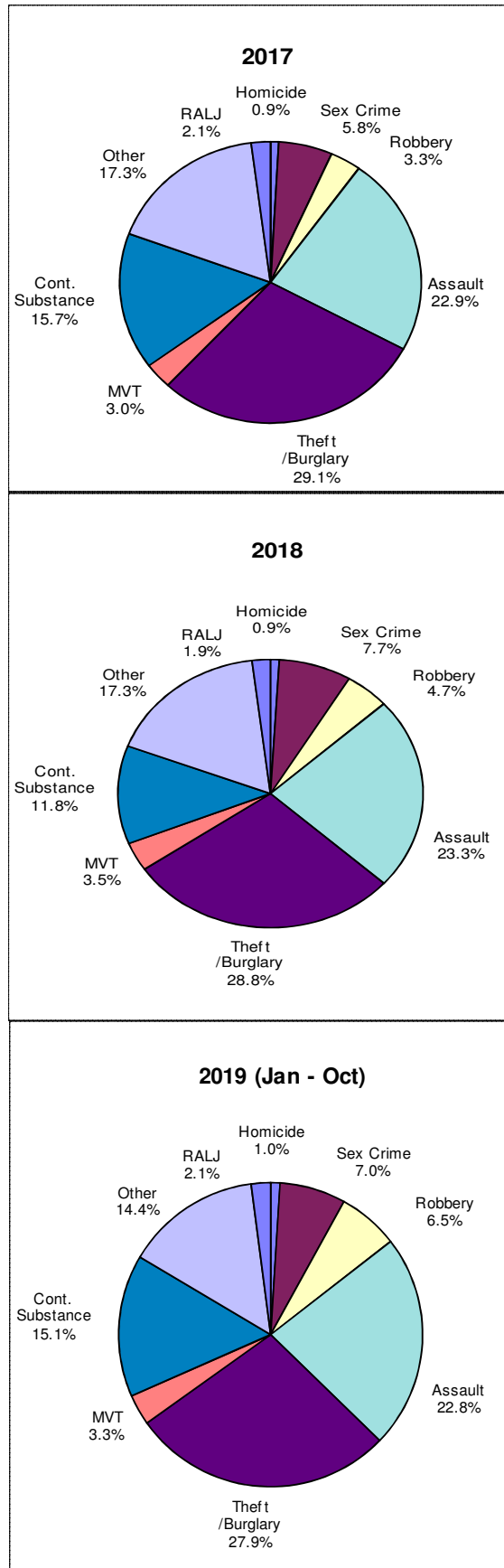


Table 1. Monthly Criminal New Filings by Crime Category (\*)  
King County Superior Court

	Jan	Feb	Mar	Apr	May	Jun	Jul	Aug	Sep	Oct	Nov	Dec
<b>Total</b>												
2016	473	556	658	512	501	605	549	695	550	573	528	542
2017	515	486	629	582	583	591	506	593	510	600	520	460
2018	519	452	564	423	528	586	541	534	419	591	474	471
2019	540	409	455	564	527	511	655	646	660	670		
<b>Homicide</b>												
2016	2	3	7	6	4	4	7	4	4	5	4	5
2017	7	2	1	5	2	7	3	9	5	5	6	5
2018	6	2	6	7	6	2	4	1	3	9	3	8
2019	4	6	3	4	4	9	10	5	2	9		
<b>Sex Crime</b>												
2016	39	46	53	40	60	36	42	40	24	37	32	24
2017	15	27	24	44	55	24	27	46	27	32	22	37
2018	36	30	43	31	34	44	42	38	40	49	41	42
2019	42	30	36	43	39	33	37	50	44	42		
<b>Robbery</b>												
2016	14	18	16	19	24	22	22	22	22	13	12	19
2017	16	22	28	17	23	18	20	14	14	15	16	15
2018	25	15	18	17	30	16	20	25	30	35	27	29
2019	44	39	40	35	33	21	46	33	43	31		
<b>Aggravated Assault</b>												
2016	99	124	116	102	115	123	120	139	109	140	90	110
2017	115	105	146	125	128	136	117	148	132	143	112	98
2018	117	117	110	107	126	140	134	147	93	113	115	106
2019	122	109	114	127	140	105	143	161	123	139		
<b>Burglary/Theft /Larceny</b>												
2016	137	162	241	148	139	174	160	184	171	156	186	180
2017	173	164	190	167	166	160	140	142	139	170	155	146
2018	157	148	181	111	151	158	147	132	119	189	123	143
2019	157	101	132	146	143	136	160	208	207	182		
<b>Motor Vehicle Theft</b>												
2016	15	18	22	20	17	19	18	26	15	18	23	10
2017	16	11	18	22	11	21	12	20	13	19	16	18
2018	21	24	31	10	14	16	11	16	9	26	13	20
2019	19	8	15	21	20	15	25	18	17	26		
<b>Controlled Substance</b>												
2016	67	81	92	71	40	91	82	133	95	80	74	93
2017	79	80	91	79	92	99	79	109	80	109	90	45
2018	47	42	41	37	64	93	66	65	52	84	81	51
2019	61	30	25	89	61	104	128	82	138	135		
<b>Other</b>												
2016	88	93	94	98	90	123	92	142	107	108	96	95
2017	93	69	114	109	87	107	101	95	91	94	93	85
2018	99	69	120	98	96	104	109	100	57	79	61	61
2019	72	76	77	89	76	82	98	81	69	92		
<b>Criminal RALJ</b>												
2016	12	11	17	8	3	13	6	5	3	16	11	6
2017	1	6	17	14	19	19	7	10	9	13	10	11
2018	11	5	14	5	7	13	8	10	16	7	10	11
2019	19	10	13	10	11	6	8	8	17	14		
<b>KNT Filing as % of Total</b>												
2016	40%	41%	45%	40%	47%	43%	39%	46%	46%	45%	46%	44%
2017	48%	44%	45%	42%	46%	41%	40%	47%	48%	44%	46%	44%
2018	44%	44%	41%	45%	43%	41%	46%	37%	35%	40%	41%	40%
2019	38%	42%	44%	41%	35%	41%	35%	44%	37%	37%		

(\*) The highest crime category in a case's history is used to classify cases. For example, a case charged with homicide at any time in the case's history is reported as a homicide regardless of whether the charge is reduced at resolution.

Table 2. Monthly Criminal Case Resolutions by Crime Category  
King County Superior Court

	Jan	Feb	Mar	Apr	May	Jun	Jul	Aug	Sep	Oct	Nov	Dec
<b>Total</b>												
2016	522	484	571	449	507	527	491	482	553	513	472	480
2017	480	509	596	461	565	546	434	589	529	614	541	429
2018	562	523	609	497	542	437	450	460	402	510	454	447
2019	489	411	508	543	477	451	521	523	501	617		
<b>Homicide</b>												
2016	1	3	7	1	5	3	7	5	4	7	5	2
2017	3	4	2	4	6	2	4	4	4	6	6	1
2018	6	5	8	3	3	1	2	3	3	2	4	6
2019	3	8	6	4	7	6	6	5	8	7		
<b>Sex Crime</b>												
2016	51	31	51	34	40	33	38	44	33	30	34	32
2017	37	34	37	18	37	31	23	36	34	35	34	32
2018	39	31	39	19	31	29	21	36	34	47	40	28
2019	39	32	51	48	34	35	33	48	41	37		
<b>Robbery</b>												
2016	12	20	11	8	22	21	29	17	22	25	29	16
2017	22	24	28	20	20	20	13	25	23	26	17	17
2018	13	21	20	27	20	16	24	18	34	40	31	26
2019	24	30	37	43	44	28	53	34	38	33		
<b>Aggravated Assault</b>												
2016	102	79	135	118	122	105	113	110	121	99	101	107
2017	116	104	147	108	105	111	108	108	118	137	141	107
2018	146	116	151	125	111	115	101	135	90	136	124	118
2019	118	96	137	127	116	93	121	114	119	161		
<b>Burglary/Theft /Larceny</b>												
2016	122	144	158	135	127	160	145	146	170	148	134	146
2017	127	157	158	128	171	180	121	171	129	169	150	104
2018	143	151	161	125	164	119	137	119	112	111	131	115
2019	136	103	115	132	118	114	139	125	136	164		
<b>Motor Vehicle Theft</b>												
2016	12	23	9	17	10	21	9	19	20	15	17	17
2017	14	18	13	10	18	14	10	12	18	14	15	15
2018	12	11	13	18	17	10	12	7	14	12	18	15
2019	16	14	20	17	11	12	18	17	13	13		
<b>Controlled Substance – Non Drug Court</b>												
2016	85	63	80	54	68	71	53	54	62	68	59	72
2017	51	65	71	66	71	82	57	100	76	90	58	62
2018	79	99	73	28	80	56	64	44	45	51	33	65
2019	59	43	49	70	46	51	48	78	59	74		
<b>Drug Court</b>												
2016	39	17	18	14	27	7	19	15	31	18	16	18
2017	31	23	28	18	39	19	16	21	25	31	31	17
2018	33	11	26	55	27	15	6	19	16	20	8	8
2019	20	18	24	13	14	38	23	16	17	19		
<b>Other</b>												
2016	78	94	84	55	75	91	63	61	76	84	70	63
2017	69	71	101	79	85	76	76	100	88	94	78	64
2018	81	58	108	87	73	64	76	67	46	84	63	54
2019	57	56	62	74	77	67	74	73	63	91		
<b>Criminal RALJ</b>												
2016	20	10	18	13	11	15	15	11	14	19	7	7
2017	10	9	11	10	13	11	6	12	14	12	11	10
2018	11	20	10	10	16	12	7	12	8	7	2	12
2019	17	11	7	15	10	7	6	13	7	18		
<b>KNT as % of Total</b>												
2016	39%	41%	48%	51%	46%	42%	40%	43%	45%	46%	41%	40%
2017	43%	40%	42%	45%	43%	43%	41%	40%	42%	44%	47%	44%
2018	43%	35%	45%	42%	42%	40%	40%	44%	43%	39%	37%	39%
2019	44%	42%	39%	37%	44%	40%	42%	40%	43%	44%		

The highest crime category in a case's history is used to classify cases. For example, a case charged with homicide at any time in the case's history is reported as a homicide regardless of whether the charge is reduced at resolution.

"Controlled Substance - Non Drug Court" are drug related cases that have never been accepted into drug court.

"Drug Court" are cases that have been formally accepted into drug court (identified by "Order of Participation").

Table 3. Number of Cases Resolved and Resolution Category  
King County Superior Court

Crime Category (*)	Nov 2018	Dec 2018	Jan 2019	Feb 2019	Mar 2019	Apr 2019	May 2019	Jun 2019	Jul 2019	Aug 2019	Sep 2019	Oct 2019
<b>Homicide</b>	<b>4</b>	<b>6</b>	<b>3</b>	<b>8</b>	<b>6</b>	<b>4</b>	<b>7</b>	<b>6</b>	<b>6</b>	<b>5</b>	<b>8</b>	<b>7</b>
Resolved by Jury Trial	4	0	2	1	1	0	2	4	1	1	0	3
Resolved by Non-Jury Trial	0	0	0	0	0	0	0	0	0	0	0	0
Resolved by Guilty Plea	0	6	1	5	2	2	5	2	2	4	7	3
Dismissal	0	0	0	1	3	1	0	0	2	0	1	0
Others	0	0	0	1	0	1	0	0	1	0	0	1
<b>Sex Crime</b>	<b>40</b>	<b>28</b>	<b>39</b>	<b>32</b>	<b>51</b>	<b>48</b>	<b>34</b>	<b>35</b>	<b>33</b>	<b>48</b>	<b>41</b>	<b>37</b>
Resolved by Jury Trial	0	3	3	0	5	5	1	7	0	2	1	1
Resolved by Non-Jury Trial	0	0	0	0	0	0	0	0	0	1	0	0
Resolved by Guilty Plea	37	23	35	25	43	40	26	22	27	36	29	29
Dismissal	3	2	1	7	3	3	7	6	6	9	10	7
Others	0	0	0	0	0	0	0	0	0	0	1	0
<b>Robbery</b>	<b>31</b>	<b>26</b>	<b>24</b>	<b>30</b>	<b>37</b>	<b>43</b>	<b>44</b>	<b>28</b>	<b>53</b>	<b>34</b>	<b>38</b>	<b>33</b>
Resolved by Jury Trial	0	1	1	1	1	1	1	0	1	1	1	1
Resolved by Non-Jury Trial	0	0	0	0	1	0	0	0	0	0	0	0
Resolved by Guilty Plea	28	20	22	27	33	35	41	28	47	33	35	26
Dismissal	3	5	1	2	2	7	2	0	5	0	2	6
Others	0	0	0	0	0	0	0	0	0	0	0	0
<b>Aggravated Assault</b>	<b>124</b>	<b>118</b>	<b>118</b>	<b>96</b>	<b>137</b>	<b>127</b>	<b>116</b>	<b>93</b>	<b>121</b>	<b>114</b>	<b>119</b>	<b>161</b>
Resolved by Jury Trial	6	3	4	2	3	7	6	3	4	4	3	4
Resolved by Non-Jury Trial	0	0	0	0	0	0	0	0	0	1	0	0
Resolved by Guilty Plea	97	103	90	78	113	97	93	77	96	88	99	131
Dismissal	21	12	24	16	21	21	16	13	21	21	17	26
Others	0	0	0	0	0	2	1	0	0	0	0	0
<b>Burglary/Theft/Larceny</b>	<b>131</b>	<b>115</b>	<b>136</b>	<b>103</b>	<b>115</b>	<b>132</b>	<b>118</b>	<b>114</b>	<b>139</b>	<b>125</b>	<b>136</b>	<b>164</b>
Resolved by Jury Trial	3	1	1	2	6	1	1	3	3	1	1	4
Resolved by Non-Jury Trial	0	0	0	0	0	0	0	0	0	0	0	1
Resolved by Guilty Plea	112	100	115	86	96	111	99	99	114	101	127	127
Dismissal	15	14	20	15	13	20	17	11	21	23	8	32
Others	1	0	0	0	0	0	1	1	1	0	0	0
<b>Motor Vehicle Theft</b>	<b>18</b>	<b>15</b>	<b>16</b>	<b>14</b>	<b>20</b>	<b>17</b>	<b>11</b>	<b>12</b>	<b>18</b>	<b>17</b>	<b>13</b>	<b>13</b>
Resolved by Jury Trial	0	0	0	0	0	0	1	0	0	0	0	0
Resolved by Non-Jury Trial	0	0	0	0	0	0	0	0	0	0	0	0
Resolved by Guilty Plea	17	12	14	12	16	14	10	12	15	14	12	12
Dismissal	1	3	2	2	4	3	0	0	3	3	1	1
Others	0	0	0	0	0	0	0	0	0	0	0	0
<b>Controlled Substance</b>	<b>33</b>	<b>65</b>	<b>59</b>	<b>43</b>	<b>49</b>	<b>70</b>	<b>46</b>	<b>51</b>	<b>48</b>	<b>78</b>	<b>59</b>	<b>74</b>
Resolved by Jury Trial	1	1	1	0	0	1	1	0	2	0	0	1
Resolved by Non-Jury Trial	0	0	0	0	0	0	0	0	0	0	0	0
Resolved by Guilty Plea	21	44	45	33	37	51	32	42	34	55	44	51
Dismissal	11	20	13	10	12	18	11	9	12	23	15	22
Others	0	0	0	0	0	0	2	0	0	0	0	0
<b>Drug Court</b>	<b>8</b>	<b>8</b>	<b>20</b>	<b>18</b>	<b>24</b>	<b>13</b>	<b>14</b>	<b>38</b>	<b>23</b>	<b>16</b>	<b>17</b>	<b>19</b>
Resolved by Non-Jury Trial	0	0	0	0	2	1	4	1	0	0	1	0
Resolved by Guilty Plea	2	0	4	1	8	3	4	8	5	3	6	3
Dismissal	6	8	16	17	14	9	6	27	18	13	10	16
Others	0	0	0	0	0	0	0	2	0	0	0	0
<b>Other</b>	<b>63</b>	<b>54</b>	<b>57</b>	<b>56</b>	<b>62</b>	<b>74</b>	<b>77</b>	<b>67</b>	<b>74</b>	<b>73</b>	<b>63</b>	<b>91</b>
Resolved by Jury Trial	0	1	1	0	1	3	2	1	4	1	1	0
Resolved by Non-Jury Trial	0	0	1	0	0	1	0	0	1	0	0	0
Resolved by Guilty Plea	51	43	42	36	51	53	66	56	56	48	49	58
Dismissal	11	10	13	13	10	17	8	9	13	24	13	32
Others	1	0	0	7	0	0	1	1	0	0	0	1
<b>Criminal RALJ</b>	<b>2</b>	<b>12</b>	<b>17</b>	<b>11</b>	<b>7</b>	<b>15</b>	<b>10</b>	<b>7</b>	<b>6</b>	<b>13</b>	<b>7</b>	<b>18</b>
RALJ Decision	2	9	10	8	6	12	5	7	5	8	4	11
Dismissal	0	2	6	3	1	1	5	0	1	4	2	3
Others	0	1	1	0	0	2	0	0	0	1	1	4

The highest crime category in a case's history is used to classify cases. For example, a case charged with homicide at any time in the case's history is reported as a homicide regardless of whether the charge is reduced at resolution.

"Controlled Substance - Non Drug Court" are drug related cases that have never been accepted into drug court.

"Drug Court" are cases that have been formally accepted into drug court (identified by "Order of Participation").



Table 4. Age (days) of Resolved Cases  
King County Superior Court

Crime Category (*)	Nov 2018	Dec 2018	Jan 2019	Feb 2019	Mar 2019	Apr 2019	May 2019	Jun 2019	Jul 2019	Aug 2019	Sep 2019	Oct 2019
<b>All Resolutions (excl. RALJ)</b>	454	447	489	411	508	543	477	451	521	523	501	617
50% Cases Resolved by Day	120	140	160	135	150	130	127	134	105	109	123	101
Average Days to Resolution	169	191	200	189	192	180	220	224	224	156	174	179
<b>Homicide (**)</b>	<b>4</b>	<b>6</b>	<b>3</b>	<b>8</b>	<b>6</b>	<b>4</b>	<b>7</b>	<b>6</b>	<b>6</b>	<b>5</b>	<b>8</b>	<b>7</b>
50% Cases Resolved by Day	868	841	675	477	603	414	538	851	671	720	491	589
Average Days to Resolution	851	775	684	634	529	345	532	995	697	783	473	691
<b>Sex Crime</b>	<b>40</b>	<b>28</b>	<b>39</b>	<b>32</b>	<b>51</b>	<b>48</b>	<b>34</b>	<b>35</b>	<b>33</b>	<b>48</b>	<b>41</b>	<b>37</b>
50% Cases Resolved by Day	201	187	240	119	287	272	165	250	175	215	231	201
Average Days to Resolution	243	227	280	203	307	290	235	283	264	215	275	274
<b>Robbery</b>	<b>31</b>	<b>26</b>	<b>24</b>	<b>30</b>	<b>37</b>	<b>43</b>	<b>44</b>	<b>28</b>	<b>53</b>	<b>34</b>	<b>38</b>	<b>33</b>
50% Cases Resolved by Day	132	178	143	129	138	79	103	104	122	149	112	102
Average Days to Resolution	172	191	184	188	201	174	152	143	508	154	151	122
<b>Aggravated Assault</b>	<b>124</b>	<b>118</b>	<b>118</b>	<b>96</b>	<b>137</b>	<b>127</b>	<b>116</b>	<b>93</b>	<b>121</b>	<b>114</b>	<b>119</b>	<b>161</b>
50% Cases Resolved by Day	113	117	121	127	98	118	122	79	96	121	104	91
Average Days to Resolution	141	144	156	143	153	152	188	146	137	147	144	135
<b>Burglary/Theft/Larceny</b>	<b>131</b>	<b>115</b>	<b>136</b>	<b>103</b>	<b>115</b>	<b>132</b>	<b>118</b>	<b>114</b>	<b>139</b>	<b>125</b>	<b>136</b>	<b>164</b>
50% Cases Resolved by Day	117	154	147	121	141	93	110	115	78	76	109	103
Average Days to Resolution	155	161	172	156	168	149	197	216	194	117	152	167
<b>Motor Vehicle Theft</b>	<b>18</b>	<b>15</b>	<b>16</b>	<b>14</b>	<b>20</b>	<b>17</b>	<b>11</b>	<b>12</b>	<b>18</b>	<b>17</b>	<b>13</b>	<b>13</b>
50% Cases Resolved by Day	113	62	95	106	76	107	50	48	82	43	104	49
Average Days to Resolution	127	78	124	134	98	111	117	138	97	98	137	104
<b>Controlled Substance</b>	<b>33</b>	<b>65</b>	<b>59</b>	<b>43</b>	<b>49</b>	<b>70</b>	<b>46</b>	<b>51</b>	<b>48</b>	<b>78</b>	<b>59</b>	<b>74</b>
50% Cases Resolved by Day	104	179	157	156	64	135	174	154	120	89	117	102
Average Days to Resolution	123	244	193	165	132	161	429	161	183	129	158	152
<b>Drug Court</b>	<b>8</b>	<b>8</b>	<b>20</b>	<b>18</b>	<b>24</b>	<b>13</b>	<b>14</b>	<b>38</b>	<b>23</b>	<b>16</b>	<b>17</b>	<b>19</b>
50% Cases Resolved by Day	647	630	549	622	471	596	354	573	510	606	452	433
Average Days to Resolution	608	644	551	583	431	591	479	565	437	545	485	433
<b>Other</b>	<b>63</b>	<b>54</b>	<b>57</b>	<b>56</b>	<b>62</b>	<b>74</b>	<b>77</b>	<b>67</b>	<b>74</b>	<b>73</b>	<b>63</b>	<b>91</b>
50% Cases Resolved by Day	111	113	133	55	154	108	94	78	82	54	88	59
Average Days to Resolution	139	142	156	117	160	149	141	139	148	96	112	177
<b>Criminal RALJ</b>	<b>2</b>	<b>12</b>	<b>17</b>	<b>11</b>	<b>7</b>	<b>15</b>	<b>10</b>	<b>7</b>	<b>6</b>	<b>13</b>	<b>7</b>	<b>18</b>
50% Cases Resolved by Day	366	323	307	395	366	227	247	290	245	213	234	226
Average Days to Resolution	366	330	326	412	349	276	296	358	321	236	299	299

(\*) The highest crime category in a case's history is used to classify cases. For example, a case charged with homicide at any time during the case's history is reported as a homicide regardless of whether the charge is reduced at resolution.

(\*\*) Due to small number of resolutions in this category, the age statistics for homicides are expected to vary considerably.

"Controlled Substance - Non Drug Court" are drug related cases that have never been accepted into drug court.  
"Drug Court" are cases that have been formally accepted into drug court (identified by "Order of Participation").

Table 5. Pending Criminal Cases  
King County Superior Court

Crime Category (*)	Oct 2018	Nov 2018	Dec 2018	Jan 2019	Feb 2019	Mar 2019	Apr 2019	May 2019	Jun 2019	Jul 2019	Aug 2019	Sep 2019	Oct 2019
<b>Total</b>													
Previous Pending	3365	3417	3204	3276	3326	3338	3309	3305	3390	3549	3671	3547	3715
New Filing	591	474	471	540	409	455	564	527	511	655	646	660	670
Resolved	510	454	447	489	411	508	543	477	451	521	523	501	617
<b>End Pending</b>	<b>3417</b>	<b>3204</b>	<b>3276</b>	<b>3326</b>	<b>3338</b>	<b>3309</b>	<b>3305</b>	<b>3390</b>	<b>3549</b>	<b>3671</b>	<b>3547</b>	<b>3715</b>	<b>3755</b>
<b>Homicide</b>													
Previous Pending	85	90	112	114	115	115	112	113	111	117	115	114	107
New Filing	9	3	8	4	6	3	4	4	9	10	5	2	9
Resolved	2	4	6	3	8	6	4	7	6	6	5	8	7
<b>End Pending</b>	<b>90</b>	<b>112</b>	<b>114</b>	<b>115</b>	<b>115</b>	<b>112</b>	<b>113</b>	<b>111</b>	<b>117</b>	<b>115</b>	<b>114</b>	<b>107</b>	<b>109</b>
<b>Sex Crime</b>													
Previous Pending	282	305	343	364	378	399	382	371	388	399	391	368	359
New Filing	49	41	42	42	30	36	43	39	33	37	50	44	42
Resolved	47	40	28	39	32	51	48	34	35	33	48	41	37
<b>End Pending</b>	<b>305</b>	<b>343</b>	<b>364</b>	<b>378</b>	<b>399</b>	<b>382</b>	<b>371</b>	<b>388</b>	<b>399</b>	<b>391</b>	<b>368</b>	<b>359</b>	<b>364</b>
<b>Robbery</b>													
Previous Pending	108	115	190	200	215	234	235	232	229	225	221	212	212
New Filing	35	27	29	44	39	40	35	33	21	46	33	43	31
Resolved	40	31	26	24	30	37	43	44	28	53	34	38	33
<b>End Pending</b>	<b>115</b>	<b>190</b>	<b>200</b>	<b>215</b>	<b>234</b>	<b>235</b>	<b>232</b>	<b>229</b>	<b>225</b>	<b>221</b>	<b>212</b>	<b>212</b>	<b>213</b>
<b>Aggravated Assault</b>													
Previous Pending	662	647	598	629	634	642	626	622	659	689	698	703	720
New Filing	113	115	106	122	109	114	127	140	105	143	161	123	139
Resolved	136	124	118	118	96	137	127	116	93	121	114	119	161
<b>End Pending</b>	<b>647</b>	<b>598</b>	<b>629</b>	<b>634</b>	<b>642</b>	<b>626</b>	<b>622</b>	<b>659</b>	<b>689</b>	<b>698</b>	<b>703</b>	<b>720</b>	<b>712</b>
<b>Burglary/Theft/Larceny</b>													
Previous Pending	854	879	784	807	815	793	814	800	812	834	869	834	940
New Filing	189	123	143	157	101	132	146	143	136	160	208	207	182
Resolved	111	131	115	136	103	115	132	118	114	139	125	136	164
<b>End Pending</b>	<b>879</b>	<b>784</b>	<b>807</b>	<b>815</b>	<b>793</b>	<b>814</b>	<b>800</b>	<b>812</b>	<b>834</b>	<b>869</b>	<b>834</b>	<b>940</b>	<b>938</b>
<b>Motor Vehicle Theft</b>													
Previous Pending	79	94	78	87	91	80	73	72	74	93	87	84	80
New Filing	26	13	20	19	8	15	21	20	15	25	18	17	26
Resolved	12	18	15	16	14	20	17	11	12	18	17	13	13
<b>End Pending</b>	<b>94</b>	<b>78</b>	<b>87</b>	<b>91</b>	<b>80</b>	<b>73</b>	<b>72</b>	<b>74</b>	<b>93</b>	<b>87</b>	<b>84</b>	<b>80</b>	<b>89</b>
<b>Controlled Substance - Non Drug Court <sup>(1)</sup></b>													
Previous Pending	366	385	407	373	364	347	327	338	325	374	453	417	451
Resolved	51	33	65	59	43	49	70	46	51	48	78	59	74
<b>End Pending</b>	<b>385</b>	<b>407</b>	<b>373</b>	<b>364</b>	<b>347</b>	<b>327</b>	<b>338</b>	<b>325</b>	<b>374</b>	<b>453</b>	<b>417</b>	<b>451</b>	<b>469</b>
<b>Drug Court <sup>(2)</sup></b>													
Previous Pending	239	242	242	245	253	262	253	271	292	275	287	289	303
New Enrollment	22	23	25	34	20	26	41	42	27	22	31	30	24
Resolved	20	8	8	20	18	24	13	14	38	23	16	17	19
<b>End Pending</b>	<b>242</b>	<b>242</b>	<b>245</b>	<b>253</b>	<b>262</b>	<b>253</b>	<b>271</b>	<b>292</b>	<b>275</b>	<b>287</b>	<b>289</b>	<b>303</b>	<b>319</b>
<b>Other</b>													
Previous Pending	572	542	323	331	334	339	354	358	371	414	419	400	407
New Filing	79	61	61	72	76	77	89	76	82	98	81	69	92
Resolved	84	63	54	57	56	62	74	77	67	74	73	63	91
<b>End Pending</b>	<b>542</b>	<b>323</b>	<b>331</b>	<b>334</b>	<b>339</b>	<b>354</b>	<b>358</b>	<b>371</b>	<b>414</b>	<b>419</b>	<b>400</b>	<b>407</b>	<b>409</b>
<b>Criminal RALJ</b>													
Previous Pending	118	118	127	126	127	127	133	128	129	129	131	126	136
New Filing	7	10	11	19	10	13	10	11	6	8	8	17	14
Resolved	7	2	12	17	11	7	15	10	7	6	13	7	18
<b>End Pending</b>	<b>118</b>	<b>127</b>	<b>126</b>	<b>127</b>	<b>127</b>	<b>133</b>	<b>128</b>	<b>129</b>	<b>129</b>	<b>131</b>	<b>126</b>	<b>136</b>	<b>133</b>
<b>Total Pending Caseload</b>													
SEA (%)	57%	57%	57%	58%	58%	58%	58%	59%	59%	61%	60%	61%	61%
KNT (%)	43%	43%	43%	42%	42%	42%	42%	42%	41%	39%	40%	40%	39%

(\*) Information from filing to the reporting time is used to determine crime category for pending cases. The category for a case in this table is the highest crime category since filing. For example, a case initially charged with homicide is reported as a homicide regardless of whether or not the charge is reduced since filing. On the other hand, if the charge for a case is upgraded later, then the reporting category in later reports will reflect the upgraded (higher) crime category.

Drug court cases are identified by docket code "ORPAR" (Order for Participation).

Table 6. Age (days) of Pending Cases  
King County Superior Court

Crime Category <sup>(*)</sup>	Nov 2018	Dec 2018	Jan 2019	Feb 2019	Mar 2019	Apr 2019	May 2019	Jun 2019	Jul 2019	Aug 2019	Sep 2019	Oct 2019
<b>All Pending (excl. RALJ)</b>	<b>3077</b>	<b>3150</b>	<b>3199</b>	<b>3211</b>	<b>3176</b>	<b>3177</b>	<b>3261</b>	<b>3420</b>	<b>3540</b>	<b>3421</b>	<b>3579</b>	<b>3622</b>
Median Days (50%tile)	135	132	127	134	135	118	114	107	104	107	95	94
Average Days	208	203	198	201	200	197	192	179	174	183	171	167
<b>Homicide</b>	<b>112</b>	<b>114</b>	<b>115</b>	<b>115</b>	<b>112</b>	<b>113</b>	<b>111</b>	<b>117</b>	<b>115</b>	<b>114</b>	<b>107</b>	<b>109</b>
Median Days (50%tile)	356	356	371	342	337	358	386	362	385	371	361	360
Average Days	398	380	391	377	389	402	428	389	399	398	418	396
<b>Sex Crime</b>	<b>343</b>	<b>364</b>	<b>378</b>	<b>399</b>	<b>382</b>	<b>371</b>	<b>388</b>	<b>399</b>	<b>391</b>	<b>368</b>	<b>359</b>	<b>364</b>
Median Days (50%tile)	156	159	145	155	167	137	140	143	154	172	159	164
Average Days	218	215	205	207	200	196	200	195	201	211	210	210
<b>Robbery</b>	<b>190</b>	<b>200</b>	<b>215</b>	<b>234</b>	<b>235</b>	<b>232</b>	<b>229</b>	<b>225</b>	<b>221</b>	<b>212</b>	<b>212</b>	<b>213</b>
Median Days (50%tile)	108	114	112	108	88	92	94	103	104	101	82	87
Average Days	163	159	153	142	137	135	134	140	134	139	128	129
<b>Aggravated Assault</b>	<b>598</b>	<b>629</b>	<b>634</b>	<b>642</b>	<b>626</b>	<b>622</b>	<b>659</b>	<b>689</b>	<b>698</b>	<b>703</b>	<b>720</b>	<b>712</b>
Median Days (50%tile)	115	112	110	86	93	83	73	83	71	73	77	76
Average Days	158	151	148	149	145	145	129	128	125	127	125	121
<b>Burglary/Theft/Larceny</b>	<b>784</b>	<b>807</b>	<b>815</b>	<b>793</b>	<b>814</b>	<b>800</b>	<b>812</b>	<b>834</b>	<b>869</b>	<b>834</b>	<b>940</b>	<b>938</b>
Median Days (50%tile)	120	111	107	113	101	102	106	95	87	95	76	76
Average Days	185	179	171	176	174	173	164	153	152	160	132	131
<b>Motor Vehicle Theft</b>	<b>78</b>	<b>87</b>	<b>91</b>	<b>80</b>	<b>73</b>	<b>72</b>	<b>74</b>	<b>93</b>	<b>87</b>	<b>84</b>	<b>80</b>	<b>89</b>
Median Days (50%tile)	109	76	58	73	68	50	69	48	49	60	51	49
Average Days	121	114	96	104	99	93	100	80	86	97	91	91
<b>Controlled Substance</b>	<b>407</b>	<b>373</b>	<b>364</b>	<b>347</b>	<b>327</b>	<b>338</b>	<b>325</b>	<b>374</b>	<b>453</b>	<b>417</b>	<b>451</b>	<b>469</b>
Median Days (50%tile)	105	108	104	116	140	120	120	79	57	68	70	57
Median Days (50%tile)	168	168	158	172	189	169	162	146	123	130	113	110
<b>Drug Court</b>	<b>242</b>	<b>245</b>	<b>253</b>	<b>262</b>	<b>253</b>	<b>271</b>	<b>292</b>	<b>275</b>	<b>287</b>	<b>289</b>	<b>303</b>	<b>319</b>
Median Days (50%tile)	424	439	439	435	443	406	401	379	388	390	383	386
Average Days	491	494	488	485	500	479	470	456	459	466	448	437
<b>Other</b>	<b>323</b>	<b>331</b>	<b>334</b>	<b>339</b>	<b>354</b>	<b>358</b>	<b>371</b>	<b>414</b>	<b>419</b>	<b>400</b>	<b>407</b>	<b>409</b>
Median Days (50%tile)	115	117	119	121	86	74	74	67	70	82	80	81
Average Days	164	163	166	168	158	149	145	133	115	131	145	122
<b>Criminal RALJ</b>	<b>127</b>	<b>126</b>	<b>127</b>	<b>127</b>	<b>133</b>	<b>128</b>	<b>129</b>	<b>129</b>	<b>131</b>	<b>126</b>	<b>136</b>	<b>133</b>
Median Days (50%tile)	204	191	156	163	170	165	168	178	190	212	212	224
Average Days	299	301	283	279	278	287	294	308	319	339	327	328

(\*) The highest crime category in a case's history is used to classify cases. For example, a case charged with homicide at any time during the case's history is reported as a homicide regardless of whether the charge is reduced at resolution.

"Controlled Substance - Non Drug Court" are drug related cases that have never been accepted into drug court.  
"Drug Court" are cases that have been formally accepted into drug court (identified by "Order of Participation").

Table 7. Age Intervals of Pending Criminal Cases  
King County Superior Court

Crime Category (*)	Nov 2018	Dec 2018	Jan 2019	Feb 2019	Mar 2019	Apr 2019	May 2019	Jun 2019	Jul 2019	Aug 2019	Sep 2019	Oct 2019
<b>Total # Cases</b>	<b>3204</b>	<b>3276</b>	<b>3326</b>	<b>3338</b>	<b>3309</b>	<b>3305</b>	<b>3390</b>	<b>3549</b>	<b>3671</b>	<b>3547</b>	<b>3715</b>	<b>3755</b>
0 - 120 days (0 - 4 months)	1452	1513	1591	1540	1600	1663	1717	1862	1967	1856	2093	2122
121-180 days (5 - 6 months)	535	499	470	498	431	356	421	469	472	458	407	454
181-270 days (7 - 9 months)	426	457	474	505	478	498	464	430	408	431	438	409
> 270 days (> 9 months)	791	807	791	795	800	788	788	788	824	802	777	770
<b>Homicide # Cases</b>	<b>112</b>	<b>114</b>	<b>115</b>	<b>115</b>	<b>112</b>	<b>113</b>	<b>111</b>	<b>117</b>	<b>115</b>	<b>114</b>	<b>107</b>	<b>109</b>
0 - 120 days (0 - 4 months)	16	20	22	20	20	18	19	24	24	25	24	25
121-180 days (5 - 6 months)	10	9	4	10	11	8	8	7	9	7	5	11
181-270 days (7 - 9 months)	16	16	20	13	10	14	13	18	9	12	10	11
> 270 days (> 9 months)	70	69	69	72	71	73	71	68	73	70	68	62
<b>Sex Crime # Cases</b>	<b>343</b>	<b>364</b>	<b>378</b>	<b>399</b>	<b>382</b>	<b>371</b>	<b>388</b>	<b>399</b>	<b>391</b>	<b>368</b>	<b>359</b>	<b>364</b>
0 - 120 days (0 - 4 months)	135	150	158	152	165	172	169	172	159	136	148	150
121-180 days (5 - 6 months)	61	52	54	74	49	31	56	70	62	58	46	48
181-270 days (7 - 9 months)	48	57	67	68	73	75	61	52	59	74	66	61
> 270 days (> 9 months)	99	105	99	105	95	93	102	105	111	100	99	105
<b>Robbery # Cases</b>	<b>190</b>	<b>200</b>	<b>215</b>	<b>234</b>	<b>235</b>	<b>232</b>	<b>229</b>	<b>225</b>	<b>221</b>	<b>212</b>	<b>212</b>	<b>213</b>
0 - 120 days (0 - 4 months)	103	106	114	127	137	132	134	126	122	122	128	129
121-180 days (5 - 6 months)	25	34	41	38	32	24	31	34	41	28	27	28
181-270 days (7 - 9 months)	26	24	18	30	32	46	32	29	22	31	26	23
> 270 days (> 9 months)	36	36	42	39	34	30	32	36	36	31	31	33
<b>Aggravated Assault # Cases</b>	<b>598</b>	<b>629</b>	<b>634</b>	<b>642</b>	<b>626</b>	<b>622</b>	<b>659</b>	<b>689</b>	<b>698</b>	<b>703</b>	<b>720</b>	<b>712</b>
0 - 120 days (0 - 4 months)	308	329	345	358	374	376	419	435	444	452	475	467
121-180 days (5 - 6 months)	105	107	91	76	63	69	82	89	99	88	83	100
181-270 days (7 - 9 months)	76	77	80	91	82	65	60	66	57	72	78	65
> 270 days (> 9 months)	109	116	118	117	107	112	98	99	98	91	84	80
<b>Burglary/Theft/Larceny # Cases</b>	<b>784</b>	<b>807</b>	<b>815</b>	<b>793</b>	<b>814</b>	<b>800</b>	<b>812</b>	<b>834</b>	<b>869</b>	<b>834</b>	<b>940</b>	<b>938</b>
0 - 120 days (0 - 4 months)	393	427	451	417	451	459	457	474	510	478	592	612
121-180 days (5 - 6 months)	151	134	121	133	118	85	109	126	117	112	118	102
181-270 days (7 - 9 months)	124	118	121	126	113	132	120	106	101	106	105	93
> 270 days (> 9 months)	116	128	122	117	132	124	126	128	141	138	125	131
<b>Motor vehicle Theft # Cases</b>	<b>78</b>	<b>87</b>	<b>91</b>	<b>80</b>	<b>73</b>	<b>72</b>	<b>74</b>	<b>93</b>	<b>87</b>	<b>84</b>	<b>80</b>	<b>89</b>
0 - 120 days (0 - 4 months)	44	55	64	55	52	52	48	70	63	59	59	66
121-180 days (5 - 6 months)	18	12	9	9	8	8	13	10	9	12	7	9
181-270 days (7 - 9 months)	7	9	13	11	8	6	7	8	10	7	7	7
> 270 days (> 9 months)	9	11	5	5	5	6	6	5	5	6	7	7
<b>Controlled Substance # Cases</b>	<b>407</b>	<b>373</b>	<b>364</b>	<b>347</b>	<b>327</b>	<b>338</b>	<b>325</b>	<b>374</b>	<b>453</b>	<b>417</b>	<b>451</b>	<b>469</b>
0 - 120 days (0 - 4 months)	231	203	216	185	135	169	164	219	307	282	335	329
121-180 days (5 - 6 months)	68	64	51	61	86	65	43	37	26	41	41	65
181-270 days (7 - 9 months)	36	49	54	54	52	54	71	63	60	30	24	32
> 270 days (> 9 months)	72	57	43	47	54	50	47	55	60	64	51	43
<b>Drug Court # Cases</b>	<b>242</b>	<b>245</b>	<b>253</b>	<b>262</b>	<b>253</b>	<b>271</b>	<b>292</b>	<b>275</b>	<b>287</b>	<b>289</b>	<b>303</b>	<b>319</b>
0 - 120 days (0 - 4 months)	10	10	6	8	8	9	17	20	24	22	33	38
121-180 days (5 - 6 months)	14	15	20	24	15	11	18	26	23	24	16	22
181-270 days (7 - 9 months)	27	30	32	38	35	48	47	38	33	38	46	42
> 270 days (> 9 months)	191	190	195	192	195	203	210	191	207	205	208	217
<b>Other # Cases</b>	<b>323</b>	<b>331</b>	<b>334</b>	<b>339</b>	<b>354</b>	<b>358</b>	<b>371</b>	<b>414</b>	<b>419</b>	<b>400</b>	<b>407</b>	<b>409</b>
0 - 120 days (0 - 4 months)	170	169	168	169	205	224	245	284	281	248	260	261
121-180 days (5 - 6 months)	66	56	55	51	33	35	34	41	62	68	47	55
181-270 days (7 - 9 months)	45	59	55	60	50	41	34	29	26	31	47	54
> 270 days (> 9 months)	42	47	56	59	66	58	58	60	50	53	53	39
<b>Criminal RALJ # Cases</b>	<b>127</b>	<b>126</b>	<b>127</b>	<b>127</b>	<b>133</b>	<b>128</b>	<b>129</b>	<b>129</b>	<b>131</b>	<b>126</b>	<b>136</b>	<b>133</b>
0 - 120 days (0 - 4 months)	42	44	47	49	53	52	45	38	33	32	39	45
121-180 days (5 - 6 months)	17	16	24	22	16	20	27	29	24	20	17	14
181-270 days (7 - 9 months)	21	18	14	14	23	17	19	21	31	30	29	21
> 270 days (> 9 months)	47	48	42	42	41	39	38	41	43	44	51	53

(\*) The highest crime category in a case's history is used to classify cases. For example, a case charged with homicide at any time during the case's history is reported as a homicide regardless of whether the charge is reduced at resolution.

"Controlled Substance - Non Drug Court" are drug related cases that have never been accepted into drug court.  
"Drug Court" are cases that have been formally accepted into drug court (identified by "Order of Participation").

Table 8. Comparison between SEA/KNT: Filings, Resolutions, and Pending Caseload  
King County Superior Court

	Nov 2018	Dec 2018	Jan 2019	Feb 2019	Mar 2019	Apr 2019	May 2019	Jun 2019	Jul 2019	Aug 2019	Sep 2019	Oct 2019
<b>Total Filings</b>												
SEA - # of Cases Filed	279	281	334	235	253	332	343	303	428	360	415	425
KNT - # of Cases Filed	195	190	206	174	202	232	184	208	227	286	245	245
SEA %	59%	60%	62%	58%	56%	59%	66%	59%	65%	56%	63%	63%
KNT %	41%	40%	38%	42%	44%	41%	35%	41%	35%	44%	37%	37%
<b>Total Resolutions</b>												
SEA - # of Cases Resolved	284	272	273	239	309	342	265	272	301	315	286	343
KNT - # of Cases Resolved	170	175	215	172	199	201	212	179	220	208	215	274
SEA %	63%	61%	56%	58%	61%	63%	56%	60%	58%	60%	57%	56%
KNT %	37%	39%	44%	42%	39%	37%	44%	40%	42%	40%	43%	44%
<b>Total Pending</b>												
SEA - # of Cases Pending	1821	1862	1923	1943	1913	1910	1983	2080	2238	2121	2248	2289
KNT - # of Cases Pending	1383	1414	1403	1395	1396	1395	1407	1469	1433	1426	1467	1466
SEA %	57%	57%	58%	58%	58%	58%	59%	59%	61%	60%	61%	61%
KNT %	43%	43%	42%	42%	42%	42%	42%	41%	39%	40%	40%	39%

Table 9. Drug Court Statistics  
King County Superior Court

Categories	Nov 2018	Dec 2018	Jan 2019	Feb 2019	Mar 2019	Apr 2019	May 2019	Jun 2019	Jul 2019	Aug 2019	Sep 2019	Oct 2019
Referrals	49	57	70	24	56	78	80	77	78	93	128	101
<i>Directly from PA</i>	18	26	24	6	5	28	29	44	52	56	86	64
<i>From Mainstream</i>	31	31	46	18	51	50	51	33	26	37	42	37
<b>Opt-in <sup>(1)</sup></b>	<b>23</b>	<b>25</b>	<b>34</b>	<b>20</b>	<b>26</b>	<b>41</b>	<b>42</b>	<b>27</b>	<b>22</b>	<b>31</b>	<b>30</b>	<b>24</b>
Graduations <sup>(2)</sup>	6	8	16	17	14	9	6	27	18	13	10	16
Terminations <sup>(3)</sup>	2	0	4	1	10	4	8	11	5	3	7	3
<b>Resolutions</b>	<b>8</b>	<b>8</b>	<b>20</b>	<b>18</b>	<b>24</b>	<b>13</b>	<b>14</b>	<b>38</b>	<b>23</b>	<b>16</b>	<b>17</b>	<b>19</b>
<b>Drug Court Pending</b>	<b>242</b>	<b>245</b>	<b>253</b>	<b>262</b>	<b>253</b>	<b>271</b>	<b>292</b>	<b>275</b>	<b>287</b>	<b>289</b>	<b>303</b>	<b>319</b>
<i>SEA Drug Court</i>	186	180	187	192	181	194	205	192	207	206	219	232
<i>KNT Drug Court</i>	56	65	66	70	72	77	87	83	80	83	84	87

- (1) Opt-in reflects the court order of participation.
- (2) Graduations are dismissals of opted-in cases after the completion of program.
- (3) Terminations are cases that fail in drug court.