



# King County

Department of Judicial Administration

*Barbara Miner*

*Director and Superior Court Clerk*

(206) 296-9300 (206) 296-0100 TTY/TDD

King County Superior Court

## Civil Department Statistical Report

November 2019

Department of Judicial Administration

Prepared by: Shiquan Liao, Ph.D., Statistician

February 20, 2020

**Report #: CIVIL-2019-11**

*Seattle:*  
516 Third Avenue Room E609  
Seattle, WA 98104-2386

*Regional Justice Center:*  
401 Fourth Avenue North Room 2C  
Kent, WA 98032-4429

*Juvenile Division:*  
1211 East Alder Room 3015  
Seattle, WA 98122-5598

## Civil Statistics – Executive Summary

The civil statistics report provides an overview of caseload for the civil department. The report includes the number of filings, number of resolutions, number of pending cases, age of resolved cases, and age of pending cases for both SEA and KNT locations.

The following categories are included in this report: Civil, Domestic, Probate, Guardianship, Adoption, and Paternity. This report includes all cases in these categories, regardless of whether or not a judge is assigned at filing.

*Please note that the category of “civil” in the tables of this report is more narrowly defined. Readers are encouraged to check the Appendix at the end of this report for precise definition of the terminology used in this report.*

- **Filings (Table 1, Figures 1)**

In November 2019, the number of filings was 2,902 cases (SEA: 1,670, including 5 asbestos cases; KNT: 1,232). Of these cases filed in November 2019, approximately 42% were KNT cases, and the remaining 58% were SEA cases.

- **Resolutions (Table 2, Figures 2)**

The total resolutions in November 2019 were 2,945 cases (SEA: 1,681, KNT: 1,264), including 5 asbestos cases. Of those cases resolved in November 2019, about 43% of the resolutions were KNT cases.

- **Age of Resolved Cases (Table 3)**

Table 3 shows the comparison between the court-adopted timeline standard (as suggested by the State Advisory Committee) with the actual age of resolved cases (time from filing to resolution). Even though there is a difficulty in meeting the standard, the resolution time does not show any significant changes over time.

- **Pending Caseload (Table 4, Figures 3) and Age of Pending Cases (Table 5)**

At the end of November 2019, the pending caseload for the civil department was 14,055 cases (8,893 or 63% were SEA cases, and 5,162 or 37% were KNT cases), including 34 active asbestos cases. The age breakdown of pending cases is presented in Table 5. The pending caseload shows a number of “aged” cases remaining unresolved: SEA has 100 general civil cases over 24 months, 177 domestic cases over 18 months on its pending caseload. MRJC has 51 general civil cases over 24 months and 206 domestic cases over 18 months on its pending caseload.

At the end of November 2019, there were 34 unresolved asbestos cases.

**Conclusions: Filings in the reporting categories (civil, domestic, probate, guardianship, adoption and paternity) showed an upward trend in the last 2 years, while the resolutions were slightly lower than the filing volume in recent months. At the end of November 2019, the total pending caseload in the reporting categories was 14,055 cases. The pending caseload in the same reporting categories was 14143, 13413, 12362, 13567, 13295, and 15059 at the year end of 2013, 2014, 2015, 2016, 2017 and 2018, respectively.**

Figure 1. Monthly Filings for SEA, KNT and SEA/KNT Combined

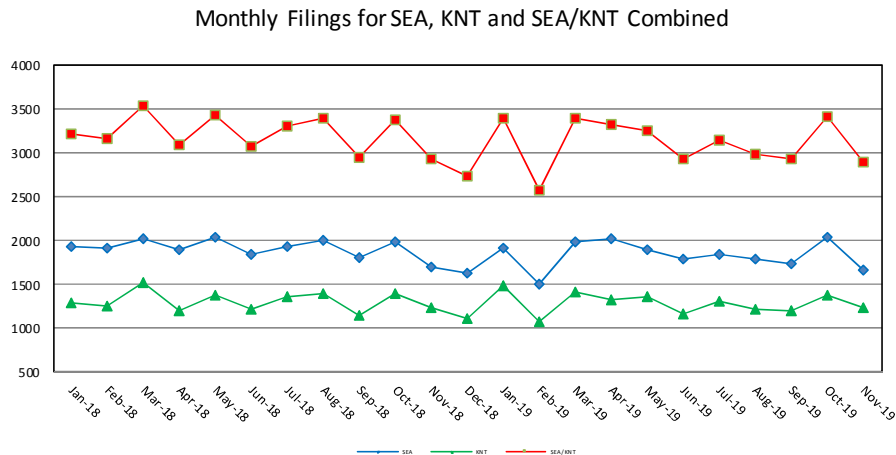


Figure 2. Monthly Resolutions for SEA, KNT and SEA/KNT Combined

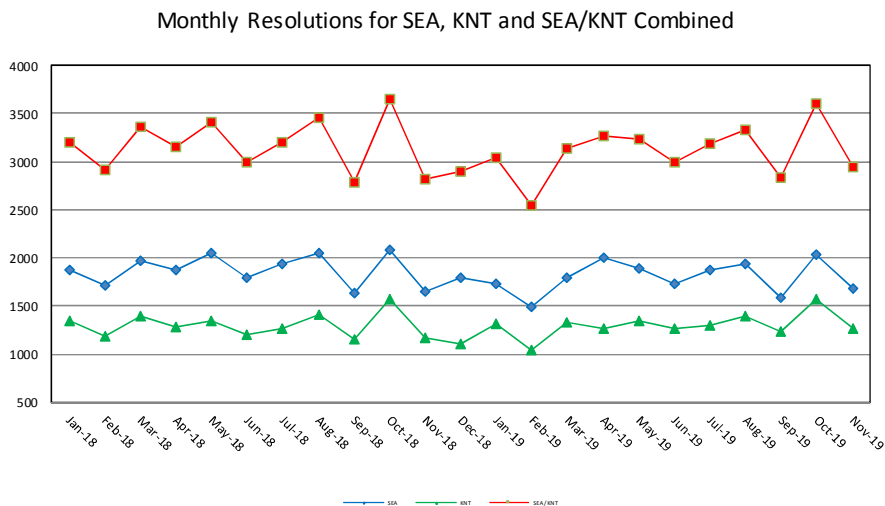


Figure 3. Monthly Pending Caseload for SEA, KNT and SEA/KNT Combined

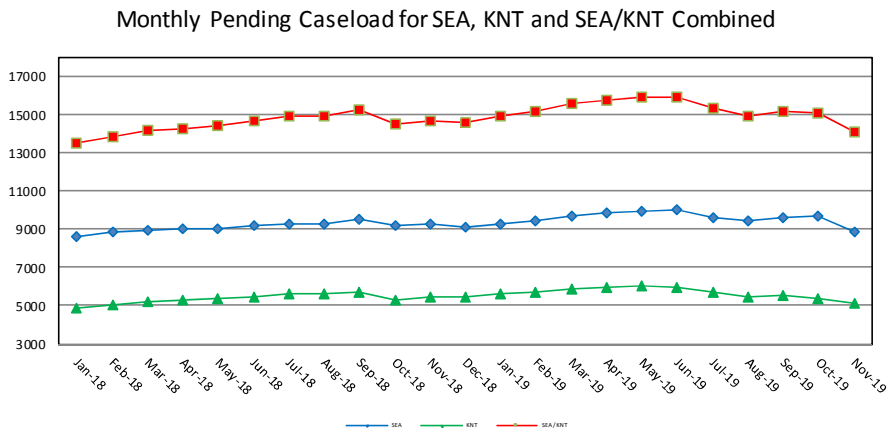


Table 1. Monthly New Filings

SEA	Jan	Feb	Mar	Apr	May	Jun	Jul	Aug	Sep	Oct	Nov	Dec
<b>TOTAL - SEA</b>												
2017	1725	1833	2190	1928	2008	1968	1743	2056	1831	1895	1787	1746
2018	1927	1920	2010	1894	2042	1847	1930	2003	1801	1979	1704	1624
2019	1905	1508	1990	2010	1890	1778	1842	1778	1733	2035	1670	
<b>Domestic - SEA</b>												
2017	337	375	403	398	409	374	361	429	406	362	360	292
2018	401	360	395	390	425	339	355	438	474	392	316	301
2019	372	257	379	401	343	334	375	420	357	393	336	
<b>Probate - SEA</b>												
2017	395	425	521	397	421	444	343	430	355	403	328	402
2018	406	420	438	425	423	414	371	423	303	409	363	401
2019	423	382	465	488	446	411	416	389	327	403	348	
<b>Guardianship - SEA</b>												
2017	43	35	54	55	55	48	47	58	44	46	56	52
2018	47	50	47	47	64	59	45	41	41	58	53	40
2019	52	41	39	37	26	35	48	41	32	27	44	
<b>Adoption - SEA</b>												
2017	36	33	27	41	31	28	36	36	28	39	29	37
2018	32	21	29	18	32	31	19	41	23	30	27	36
2019	22	19	17	39	27	25	35	37	24	32	25	
<b>Paternity - SEA</b>												
2017	28	18	22	27	24	19	20	29	15	14	17	6
2018	21	17	16	26	25	17	25	28	10	21	7	18
2019	27	10	20	19	30	19	21	18	21	20	20	
<b>Civil <sup>(1)</sup> - SEA</b>												
2017	885	946	1160	1009	1067	1055	936	1070	981	1029	994	955
2018	993	1050	1084	977	1072	982	1115	1029	950	1067	933	825
2019	1003	799	1070	1025	1016	952	944	872	971	1158	892	
<b>Asbestos Cases - SEA</b>												
2017	1	1	3	1	1	0	0	4	2	2	3	2
2018	27	2	1	11	1	5	0	3	0	2	5	3
2019	6	0	0	1	2	2	3	1	1	2	5	

KNT	Jan	Feb	Mar	Apr	May	Jun	Jul	Aug	Sep	Oct	Nov	Dec
<b>TOTAL - KNT</b>												
2017	1129	1040	1426	1258	1250	1323	1101	1455	1274	1253	1141	1255
2018	1296	1249	1522	1189	1378	1219	1365	1398	1150	1400	1228	1111
2019	1480	1070	1408	1315	1354	1158	1303	1211	1200	1384	1232	
<b>Domestic - KNT</b>												
2017	210	217	308	296	267	302	238	295	236	248	229	241
2018	253	244	291	251	277	262	247	314	207	276	214	195
2019	244	174	271	279	253	253	264	279	261	286	269	
<b>Probate - KNT</b>												
2017	134	134	174	127	136	120	133	135	105	128	96	131
2018	144	122	156	133	162	137	108	134	93	148	130	118
2019	176	132	184	162	164	149	149	174	166	189	137	
<b>Guardianship - KNT</b>												
2017	26	34	36	17	33	41	18	28	30	27	32	31
2018	52	35	27	24	28	35	33	35	18	39	29	27
2019	18	24	26	28	23	21	25	30	13	15	17	
<b>Adoption - KNT</b>												
2017	7	13	17	10	10	12	7	16	13	11	8	21
2018	8	9	11	9	13	7	6	10	3	12	9	12
2019	18	24	26	28	23	21	25	30	13	15	18	
<b>Paternity - KNT</b>												
2017	17	21	25	27	37	17	12	39	21	31	23	28
2018	16	32	18	36	30	15	23	28	24	20	19	17
2019	31	16	21	16	30	26	26	24	27	26	24	
<b>Civil <sup>(1)</sup> - KNT</b>												
2017	735	621	866	781	767	831	693	942	869	808	753	803
2018	823	807	1019	736	868	763	948	877	805	905	827	742
2019	1003	711	888	810	870	695	826	688	725	848	777	

Note: Table 1 presents total number of cases filed and designated to SEA and KNT.

(1) "Civil" includes all civil actions (including RALJ), except "Matters Filed with Clerk" (Tax Warrants, Abstract of Judgment, Foreign Judgment, and Transcript of Judgment), Domestic, Probate, Guardianship, Adoption, and Paternity cases.

Table 2. Monthly Resolutions

SEA	Jan	Feb	Mar	Apr	May	Jun	Jul	Aug	Sep	Oct	Nov	Dec
<b>TOTAL - SEA</b>												
2017	1766	1826	2204	1952	1968	2102	1872	1994	1871	2027	1714	1964
2018	1874	1720	1977	1868	2057	1788	1936	2055	1630	2080	1652	1799
2019	1787	1493	1796	2005	1889	1737	1874	1939	1594	2027	1681	
<b>Domestic - SEA</b>												
2017	369	342	391	381	366	411	400	385	372	369	341	446
2018	383	332	342	362	400	320	406	358	312	368	387	515
2019	288	282	349	433	352	331	405	419	289	398	321	
<b>Probate - SEA</b>												
2017	375	386	499	430	411	447	349	399	344	386	292	397
2018	357	395	432	408	397	420	361	407	294	390	341	377
2019	431	380	444	512	431	404	436	380	337	407	324	
<b>Guardianship - SEA</b>												
2017	46	33	66	47	52	51	33	48	39	61	41	34
2018	55	61	58	65	53	46	66	49	28	50	28	36
2019	57	36	22	36	40	32	23	39	33	46	27	
<b>Adoption - SEA</b>												
2017	18	19	23	36	50	22	30	30	31	28	38	59
2018	34	13	28	25	26	27	28	32	17	19	39	29
2019	21	23	15	31	25	30	21	45	30	22	33	
<b>Paternity - SEA</b>												
2017	19	16	22	24	23	27	23	28	27	21	13	14
2018	15	20	28	19	19	16	15	21	19	18	18	30
2019	14	9	20	24	25	21	14	18	20	31	22	
<b>Civil<sup>(1)</sup> - SEA</b>												
2017	935	1027	1201	1029	1064	1144	1035	1104	1052	1158	989	1010
2018	1024	895	1086	961	1157	955	1059	1187	958	1229	838	810
2019	972	763	946	969	1011	918	971	1037	880	1121	949	
<b>Asbestos Cases - SEA</b>												
2017	4	3	2	5	2	0	2	0	6	4	0	4
2018	6	4	3	28	5	4	1	1	2	6	1	2
2019	4	0	0	0	5	1	4	1	5	2	5	

KNT	Jan	Feb	Mar	Apr	May	Jun	Jul	Aug	Sep	Oct	Nov	Dec
<b>TOTAL - KNT</b>												
2017	1151	1130	1421	1188	1324	1222	1279	1312	1285	1459	1178	1269
2018	1341	1191	1388	1283	1352	1206	1265	1409	1154	1564	1174	1099
2019	1308	1048	1337	1270	1354	1266	1306	1388	1236	1576	1264	
<b>Domestic - KNT</b>												
2017	228	213	286	217	284	271	241	247	257	280	244	255
2018	242	241	274	265	277	237	261	254	234	291	271	240
2019	226	182	237	269	262	265	276	264	250	286	219	
<b>Probate - KNT</b>												
2017	127	123	170	138	117	127	138	136	106	117	106	124
2018	138	119	149	126	155	136	111	128	100	149	126	123
2019	171	149	187	162	160	139	151	159	159	206	125	
<b>Guardianship - KNT</b>												
2017	26	32	29	29	31	21	33	40	37	28	23	25
2018	36	35	40	36	31	24	34	26	24	32	15	16
2019	18	17	15	17	26	27	17	31	13	23	12	
<b>Adoption - KNT</b>												
2017	5	16	5	13	10	14	12	16	11	10	9	22
2018	6	11	17	10	8	2	10	12	2	8	10	7
2019	5	6	8	25	14	6	17	16	7	17	9	
<b>Paternity - KNT</b>												
2017	20	23	27	22	24	30	18	34	28	33	17	11
2018	33	19	29	22	26	23	22	38	17	27	20	16
2019	23	17	24	21	26	29	23	31	23	21	17	
<b>Civil<sup>(1)</sup> - KNT</b>												
2017	745	723	904	769	858	759	807	838	846	991	779	832
2018	886	766	879	824	855	784	827	951	777	1057	732	697
2019	865	677	866	776	866	800	822	887	784	1023	882	

Note: Table 2 presents total number of resolutions of SEA and KNT cases.

(1) "Civil" includes all civil actions (including RALJ), except "Matters Filed with Clerk" (Tax Warrants, Abstract of Judgment, Foreign Judgment, and Transcript of Judgment), Domestic, Probate, Guardianship, Adoption, and Paternity cases.

Table 3. Percentage of Cases Resolved in Specified Time Intervals

SEA	Nov 2018	Dec 2018	Jan 2019	Feb 2019	Mar 2019	Apr 2019	May 2019	Jun 2019	Jul 2019	Aug 2019	Sep 2019	Oct 2019	Nov 2019
<b>Domestic - SEA</b>													
90% in 8 months	68%	75%	75%	66%	60%	63%	61%	68%	70%	65%	70%	65%	69%
98% in 10 months	77%	83%	83%	77%	71%	75%	86%	80%	80%	74%	75%	73%	78%
100% in 14 months	93%	97%	96%	92%	93%	92%	90%	92%	93%	88%	89%	91%	91%
<b>Probate - SEA</b>													
90% in 8 months	98%	98%	98%	98%	97%	97%	97%	99%	99%	97%	97%	98%	95%
98% in 18 months	100%	99%	99%	99%	99%	99%	99%	100%	100%	98%	99%	100%	97%
100% in 36 months	100%	100%	100%	99%	99%	100%	100%	100%	100%	100%	99%	100%	97%
<b>Guardianship - SEA</b>													
90% in 8 months	89%	92%	93%	100%	96%	97%	89%	88%	94%	97%	94%	91%	93%
98% in 18 months	93%	94%	98%	100%	100%	100%	98%	91%	97%	100%	97%	100%	96%
100% in 36 months	93%	94%	98%	100%	100%	100%	100%	94%	100%	100%	97%	100%	96%
<b>Adoption - SEA</b>													
90% in 8 months	90%	93%	95%	96%	80%	78%	92%	83%	95%	93%	87%	91%	97%
98% in 10 months	92%	100%	100%	96%	93%	91%	100%	88%	95%	95%	94%	96%	97%
100% in 14 months	97%	100%	100%	100%	93%	100%	100%	100%	95%	100%	94%	100%	97%
<b>Paternity - SEA</b>													
90% in 8 months	77%	77%	79%	89%	75%	93%	74%	94%	92%	72%	95%	90%	82%
98% in 10 months	94%	93%	93%	100%	95%	100%	87%	94%	100%	89%	95%	97%	86%
100% in 14 months	100%	97%	100%	100%	100%	100%	100%	100%	100%	89%	100%	100%	96%
<b>Civil <sup>(1)</sup> - SEA</b>													
90% in 12 months	87%	86%	89%	88%	87%	87%	81%	88%	84%	80%	83%	81%	86%
98% in 18 months	97%	97%	96%	97%	98%	95%	91%	97%	98%	91%	95%	92%	95%
100% in 24 months	99%	99%	98%	99%	99%	99%	98%	99%	99%	98%	99%	98%	98%
<b>KNT</b>													
<b>Domestic - KNT</b>													
90% in 8 months	69%	70%	68%	60%	61%	63%	55%	64%	69%	65%	66%	69%	77%
98% in 10 months	79%	79%	78%	74%	70%	75%	68%	73%	76%	72%	74%	77%	83%
100% in 14 months	92%	91%	93%	89%	90%	92%	90%	91%	91%	83%	88%	90%	95%
<b>Probate - KNT</b>													
90% in 8 months	100%	99%	99%	98%	100%	97%	98%	98%	98%	97%	99%	99%	96%
98% in 18 months	100%	100%	99%	98%	100%	99%	99%	99%	99%	99%	100%	100%	98%
100% in 36 months	100%	100%	100%	98%	100%	100%	100%	100%	99%	100%	100%	100%	99%
<b>Guardianship - KNT</b>													
90% in 8 months	100%	84%	96%	89%	92%	97%	97%	97%	100%	100%	100%	91%	92%
98% in 18 months	100%	90%	100%	89%	96%	100%	100%	97%	100%	100%	100%	96%	100%
100% in 36 months	100%	90%	100%	93%	100%	100%	100%	97%	100%	100%	100%	100%	100%
<b>Adoption - KNT</b>													
90% in 8 months	100%	100%	100%	80%	88%	78%	93%	83%	92%	93%	86%	88%	100%
98% in 10 months	100%	100%	100%	80%	88%	92%	93%	100%	92%	100%	100%	94%	100%
100% in 14 months	100%	100%	100%	80%	88%	100%	100%	100%	92%	100%	100%	94%	100%
<b>Paternity - KNT</b>													
90% in 8 months	62%	93%	83%	67%	87%	93%	64%	68%	80%	77%	74%	91%	88%
98% in 10 months	80%	100%	94%	87%	96%	100%	92%	86%	95%	83%	91%	95%	88%
100% in 14 months	90%	100%	100%	93%	100%	100%	96%	89%	95%	90%	96%	95%	94%
<b>Civil <sup>(1)</sup> - KNT</b>													
90% in 12 months	92%	94%	95%	92%	86%	87%	87%	94%	92%	87%	90%	84%	92%
98% in 18 months	98%	97%	99%	99%	99%	95%	94%	98%	97%	92%	97%	91%	98%
100% in 24 months	99%	99%	99%	99%	99%	99%	99%	99%	99%	99%	99%	98%	99%

Note: Table 3 presents the age of resolved cases – the time between filing and resolution, minus any suspense time if applicable. Modifications/Re-opened cases (under the original case number) are not included because SCOMIS currently lacks the capability in capturing re-opens and modifications.

Court adopted time guideline (based on suggestion from BJA State Advisory Committee, see LCR 4 official comment): (a) Civil - 90% by 360 days (12 months), 98% by 540 days (18 months); (b) Domestic - 90% by 240 days (8 months), 98% by 300 days (10 months); (c) Probate/Guardianship - 90% by 240 days (8 months), 98% by 540 days (18 months); (d) Adoption/Paternity - 90% by 240 days (8 months); 98% by 300 days (10 months).

(1) "Civil" includes all civil actions (including RALJ), except "Matters Filed with Clerk" (Tax Warrants, Abstract of Judgment, Foreign Judgment, and Transcript of Judgment), Domestic, Probate, Guardianship, Adoption, and Paternity cases. NOT including asbestos cases, starting June 2004.

Table 4. Monthly Pending Caseload

SEA	Jan	Feb	Mar	Apr	May	Jun	Jul	Aug	Sep	Oct	Nov	Dec
<b>TOTAL - SEA</b>												
2018	8581	8832	8918	9019	9054	9202	9271	9284	9508	9171	9256	9127
2019	9301	9434	9708	9825	9897	10016	9613	9426	9631	9702	8893	
<b>Domestic - SEA</b>												
2018	2542	2583	2627	2658	2682	2720	2666	2737	2892	2811	2748	2544
2019	263	2617	2641	2625	2610	2612	2553	2556	2631	2641	2696	
<b>Probate - SEA</b>												
2018	771	804	815	838	867	870	886	912	924	895	887	921
2019	923	951	995	991	1094	1116	1013	1131	1145	1167	491	
<b>Guardianship - SEA</b>												
2018	233	225	218	209	216	231	211	206	218	222	240	239
2019	261	292	316	328	246	252	372	289	290	274	157	
<b>Adoption - SEA</b>												
2018	110	118	119	112	118	122	113	122	128	137	121	128
2019	131	128	131	139	140	135	149	135	130	140	132	
<b>Paternity - SEA</b>												
2018	109	105	94	101	108	107	117	124	115	117	103	91
2019	102	104	105	100	105	103	107	113	114	103	103	
<b>Civil<sup>(1)</sup> - SEA</b>												
2018	4759	4942	4992	5065	5029	5117	5245	5148	5198	4960	5121	5167
2019	5211	5301	5479	5600	5663	5758	5381	5164	5287	5345	5280	
<b>Asbestos Cases – SEA</b>												
2018	57	55	53	36	34	35	33	35	33	29	36	37
2019	41	41	41	42	39	40	38	38	34	32	34	

KNT	Jan	Feb	Mar	Apr	May	Jun	Jul	Aug	Sep	Oct	Nov	Dec
<b>TOTAL - KNT</b>												
2018	4908	5023	5248	5250	5348	5449	5610	5660	5740	5310	5346	5489
2019	5623	5715	5855	5958	6007	5933	5702	5496	5527	5387	5162	
<b>Domestic - KNT</b>												
2018	1908	1908	1920	1915	1922	1963	1956	2019	1994	1927	1891	1837
2019	1849	1848	1888	1894	1883	1866	1852	1873	1885	1889	1948	
<b>Probate - KNT</b>												
2018	199	205	213	224	232	233	234	241	238	220	226	225
2019	242	234	240	256	343	360	270	384	400	392	231	
<b>Guardianship - KNT</b>												
2018	151	152	142	133	136	148	147	157	152	157	163	170
2019	172	178	193	204	127	125	227	140	139	132	90	
<b>Adoption - KNT</b>												
2018	47	45	39	38	43	48	44	42	43	44	42	46
2019	49	56	66	62	62	70	65	65	66	69	68	
<b>Paternity - KNT</b>												
2018	127	139	130	144	152	145	145	134	141	124	131	134
2019	142	142	141	138	145	139	143	133	139	145	151	
<b>Civil<sup>(1)</sup> - KNT</b>												
2018	2476	2574	2804	2796	2863	2912	3084	3067	3172	2838	2983	3077
2019	3077	3257	3327	3404	3447	3373	3145	2901	2898	2760	2674	

SEA/KNT	Jan	Feb	Mar	Apr	May	Jun	Jul	Aug	Sep	Oct	Nov	Dec
<b>TOTAL - KNT</b>												
2018	13489	13855	14166	14269	14402	14651	14881	14943	15248	14481	14692	14616
2019	14924	15149	15563	15783	15904	15949	15315	14922	15158	15089	14055	

Note: Pending caseload = cases remain active and unresolved at the end of reporting period, excluding cases on suspense status (in arbitration, appeal).

(1) "Civil" includes all civil actions (including RALJ), except "Matters Filed with Clerk" (Tax Warrants, Abstract of Judgment, Foreign Judgment, and Transcript of Judgment), Domestic, Probate, Guardianship, Adoption, and Paternity cases. . .

Table 5. Age of Pending Cases

SEA	Nov 2018	Dec 2018	Jan 2019	Feb 2019	Mar 2019	Apr 2019	May 2019	Jun 2019	Jul 2019	Aug 2019	Sep 2019	Oct 2019	Nov 2019
<b>Domestic – SEA</b>													
Median Age (50 <sup>th</sup> percentile) *	114	128	135	148	142	124	121	117	120	116	117	114	120
<b># of Cases in Age Interval</b>													
0 - 120 days (0 - 4 months)	1417	1221	1170	1137	1197	1298	1298	1318	1279	1299	1344	1349	1355
121 - 240 days (5 - 8 months)	687	655	730	731	728	638	610	586	624	664	643	680	683
241 - 360 days (9 - 12 months)	357	369	394	389	346	318	348	353	295	271	291	283	331
361 - 540 days (13 - 18 months)	144	154	180	205	203	190	176	176	173	153	179	156	150
> 540 days (> 18 months)	143	145	158	155	167	181	178	179	182	169	174	173	177
<b>Probate – SEA</b>													
Median Age (50 <sup>th</sup> percentile) *	457	462	492	499	507	532	505	526	617	576	601	611	366
<b># of Cases in Age Interval</b>													
0 - 120 days (0 - 4 months)	161	172	160	154	170	150	201	196	106	164	151	160	141
121 - 240 days (5 - 8 months)	94	87	85	107	122	127	138	132	118	114	123	118	59
241 - 360 days (9 - 12 months)	97	106	92	83	83	72	88	106	109	142	133	122	43
361 - 540 days (13 - 18 months)	145	152	167	166	154	155	153	143	109	121	132	135	52
> 540 days (> 18 months)	390	404	419	441	466	487	514	539	571	590	606	632	196
<b>Guardianship – SEA</b>													
Median Age (50 <sup>th</sup> percentile) *	97	110	105	107	117	118	149	179	180	228	258	290	98
<b># of Cases in Age Interval</b>													
0 - 120 days (0 - 4 months)	125	125	142	159	163	168	91	73	148	99	100	80	85
121 - 240 days (5 - 8 months)	38	35	31	40	59	65	80	88	87	61	33	27	8
241 - 360 days (9 - 12 months)	22	19	25	25	27	24	9	23	50	58	81	78	16
361 - 540 days (13 - 18 months)	31	36	36	37	32	30	16	15	29	13	17	29	14
> 540 days (> 18 months)	24	24	27	31	35	41	50	53	58	58	59	60	34
<b>Adoption – SEA</b>													
Median Age (50 <sup>th</sup> percentile) *	119	131	134	141	152	148	166	177	155	171	168	161	204
<b># of Cases in Age Interval</b>													
0 - 120 days (0 - 4 months)	61	62	62	58	51	56	56	53	66	57	54	60	46
121 - 240 days (5 - 8 months)	18	25	24	24	31	34	33	28	26	20	16	19	25
241 - 360 days (9 - 12 months)	9	5	9	9	12	12	10	13	15	19	19	14	10
361 - 540 days (13 - 18 months)	23	22	17	13	10	6	8	6	8	6	8	13	15
> 540 days (> 18 months)	10	14	19	24	27	31	33	35	34	33	33	34	36
<b>Paternity – SEA</b>													
Median Age (50 <sup>th</sup> percentile) *	113	117	98	114	87	90	66	80	75	94	99	105	110
<b># of Cases in Age Interval</b>													
0 - 120 days (0 - 4 months)	54	46	63	53	65	65	71	73	74	71	66	58	53
121 - 240 days (5 - 8 months)	36	34	27	35	24	21	23	20	22	28	30	28	28
241 - 360 days (9 - 12 months)	10	8	7	10	11	9	5	3	3	6	9	8	13
361 - 540 days (13 - 18 months)	3	3	4	5	3	3	4	4	3	3	4	4	3
> 540 days (> 18 months)	0	0	0	1	2	2	2	3	5	5	5	5	6
<b>Civil<sup>(1)</sup> - SEA</b>													
Median Age (50 <sup>th</sup> percentile) *	141	147	147	149	149	145	137	143	145	152	154	146	141
<b># of Cases in Age Interval</b>													
0 - 120 days (0 - 4 months)	2267	2238	2249	2241	2379	2494	2540	2545	2320	2117	2169	2321	2391
121 - 240 days (5 - 8 months)	1257	1267	1293	1375	1377	1376	1440	1452	1432	1484	1496	1493	1355
241 - 360 days (9 - 12 months)	949	966	949	879	851	851	856	920	830	830	885	878	856
361 - 540 days (13 - 18 months)	425	465	485	559	582	581	551	559	490	451	440	410	442
541 - 720 days (19 - 24 months)	123	134	139	145	183	192	171	169	196	178	183	140	136
> 720 days (> 24 months)	100	97	96	102	107	106	105	113	113	104	114	103	100
<b>Asbestos Cases (active) - SEA</b>													
Median Age (50 <sup>th</sup> percentile) *	311	341	296	324	355	380	394	386	407	357	304	305	304
<b># of Cases in Age Interval</b>													
0 - 120 days (0 - 4 months)	6	7	11	11	9	7	3	5	7	7	7	7	8
121 - 240 days (5 - 8 months)	9	5	6	1	2	5	10	10	10	8	2	4	7
241 - 360 days (9 - 12 months)	9	11	6	10	10	6	6	1	1	4	9	9	8
361 - 540 days (13 - 18 months)	6	7	12	12	12	16	11	16	10	9	6	3	5
541 - 720 days (19 - 24 months)	3	4	3	3	4	4	4	2	6	7	7	6	3
> 720 days (> 24 months)	3	3	3	4	4	4	5	6	4	3	3	3	3

\* Age of active pending cases is time elapsed from filing date to the end of the reporting period, minus any suspense time (in appeal, stay, mediation, arbitration) if applicable. The “median age” indicates the age of half (50%) of the pending cases (half are more, half are less) than the number of days indicated in the table.

(1) “Civil” includes all civil actions (including RALJ), except “Matters Filed with Clerk” (Tax Warrants, Abstract of Judgment, Foreign Judgment, and Transcript of Judgment), Domestic, Probate, Guardianship, Adoption, and Paternity cases. Also, Starting June 2004, asbestos cases have been separated out.



Table 5. Age of Pending Cases (cont.)

KNT	Nov 2018	Dec 2018	Jan 2019	Feb 2019	Mar 2019	Apr 2019	May 2019	Jun 2019	Jul 2019	Aug 2019	Sep 2019	Oct 2019	Nov 2019
<b>Domestic- KNT</b>													
Median Age (50 <sup>th</sup> percentile) *	136	144	154	156	150	141	129	118	126	123	118	114	119
<b># of Cases in Age Interval</b>													
0 - 120 days (0 - 4 months)	872	783	798	754	820	877	899	934	906	919	959	963	983
121 - 240 days (5 - 8 months)	484	497	467	486	460	397	413	383	411	450	439	463	458
241 - 360 days (9 - 12 months)	225	258	275	278	272	266	229	216	204	187	185	169	206
361 - 540 days (13 - 18 months)	872	113	110	125	139	152	152	143	134	121	110	95	95
> 540 days (> 18 months)	169	186	199	205	197	202	190	190	197	196	192	199	206
<b>Probate – KNT</b>													
Median Age (50 <sup>th</sup> percentile) *	553	584	598	608	604	575	480	491	608	521	496	557	282
<b># of Cases in Age Interval</b>													
0 - 120 days (0 - 4 months)	36	32	35	32	32	42	78	92	42	100	96	80	85
121 - 240 days (5 - 8 months)	22	21	21	18	24	24	38	28	26	34	50	55	29
241 - 360 days (9 - 12 months)	30	29	28	29	18	19	23	25	20	32	31	22	8
361 - 540 days (13 - 18 months)	23	25	27	31	37	37	48	53	35	36	30	37	17
> 540 days (> 18 months)	115	118	121	124	129	134	156	162	147	182	193	198	92
<b>Guardianship - KNT</b>													
Median Age (50 <sup>th</sup> percentile) *	161	156	152	141	130	132	120	150	159	170	200	247	140
<b># of Cases in Age Interval</b>													
0 - 120 days (0 - 4 months)	74	79	79	82	92	101	64	52	102	62	55	43	40
121 - 240 days (5 - 8 months)	22	23	21	22	25	28	22	29	33	26	24	22	16
241 - 360 days (9 - 12 months)	21	20	16	18	16	12	7	9	21	13	17	23	8
361 - 540 days (13 - 18 months)	17	17	23	25	25	26	12	12	19	12	16	15	8
> 540 days (> 18 months)	29	31	33	31	35	37	22	23	52	27	27	29	18
<b>Adoption – KNT</b>													
Median Age (50 <sup>th</sup> percentile) *	177	180	171	130	133	129	145	130	162	172	200	224	256
<b># of Cases in Age Interval</b>													
0 - 120 days (0 - 4 months)	18	19	23	26	32	30	29	34	23	21	22	29	25
121 - 240 days (5 - 8 months)	11	12	5	9	13	13	15	13	17	17	16	11	8
241 - 360 days (9 - 12 months)	2	4	10	11	11	9	4	8	10	10	11	9	12
361 - 540 days (13 - 18 months)	9	9	7	4	3	3	6	7	7	9	9	11	10
> 540 days (> 18 months)	2	2	4	6	7	7	8	8	8	8	8	9	13
<b>Paternity – KNT</b>													
Median Age (50 <sup>th</sup> percentile) *	92	112	113	111	105	113	105	94	89	82	88	94	99
<b># of Cases in Age Interval</b>													
0 - 120 days (0 - 4 months)	80	71	77	75	78	76	79	83	88	87	92	91	91
121 - 240 days (5 - 8 months)	36	40	37	42	37	36	44	37	40	29	28	33	38
241 - 360 days (9 - 12 months)	10	17	19	15	15	17	10	8	6	10	13	16	17
361 - 540 days (13 - 18 months)	2	3	6	7	8	7	10	9	7	6	5	4	3
> 540 days (> 18 months)	3	3	3	3	3	2	2	2	2	1	1	1	2
<b>Civil <sup>(1)</sup> - KNT</b>													
Median Age (50 <sup>th</sup> percentile) *	123	125	121	125	123	133	128	135	140	156	161	148	131
<b># of Cases in Age Interval</b>													
0 - 120 days (0 - 4 months)	1453	1501	1588	1588	1628	1618	1589	1546	1370	1158	1162	1221	1264
121 - 240 days (5 - 8 months)	600	649	728	792	815	880	957	880	857	867	808	781	662
241 - 360 days (9 - 12 months)	599	575	490	462	405	421	470	516	495	498	541	457	442
361 - 540 days (13 - 18 months)	246	262	272	303	346	335	270	257	225	214	212	208	212
541 - 720 days (19 - 24 months)	50	56	66	74	88	102	118	132	150	111	118	47	43
> 720 days (> 24 months)	35	34	35	38	45	48	43	42	48	53	57	46	51

\* Age of active pending cases is time elapsed from filing date to the end of the reporting period, minus any suspense time (in appeal, stay, mediation, arbitration) if applicable. The “median age” indicates the age of half (50%) of the pending cases (half are more, half are less) than the number of days indicated in the table.

(1) “Civil” includes all civil actions (including RALJ), except “Matters Filed with Clerk” (Tax Warrants, Abstract of Judgment, Foreign Judgment, and Transcript of Judgment), Domestic, Probate, Guardianship, Adoption, and Paternity cases.

Table 6. SEA/KNT Filings, Resolutions, and Pending Caseload as a Percentage of All Cases

	Nov 2018	Dec 2018	Jan 2019	Feb 2019	Mar 2019	Apr 2019	May 2019	Jun 2019	Jul 2019	Aug 2019	Sep 2019	Oct 2019	Nov 2019
<b>Total Filings</b> <sup>(1)</sup>													
SEA - # of Cases Filed	1704	1624	1905	1508	1990	2010	1890	1778	1842	1778	1733	2035	1670
KNT - # of Cases Filed	1228	1111	1480	1070	1408	1315	1354	1158	1303	1211	1200	1384	1232
SEA %	58%	59%	56%	58%	59%	60%	58%	61%	59%	59%	59%	60%	58%
KNT %	42%	41%	44%	42%	41%	40%	42%	39%	41%	41%	41%	40%	42%
<b>Total Resolutions</b> <sup>(1)</sup>													
SEA - # of Cases Resolved	1652	1799	1787	1493	1796	2005	1889	1737	1874	1939	1594	2027	1681
KNT - # of Cases Resolved	1174	1099	1308	1048	1337	1270	1354	1266	1306	1388	1236	1576	1264
SEA %	58%	62%	58%	59%	57%	61%	58%	58%	59%	58%	56%	56%	57%
KNT %	42%	38%	42%	41%	43%	39%	42%	42%	41%	42%	44%	44%	43%
<b>Total Pending Cases</b> <sup>(1)</sup>													
SEA - # of Cases Pending	9256	9127	9301	9434	9708	9825	9897	10016	9613	9426	9631	9702	8893
KNT - # of Cases Pending	5436	5489	5623	5715	5855	5958	6007	5933	5702	5496	5527	5387	5162
SEA %	63%	62%	62%	62%	62%	62%	62%	63%	63%	63%	64%	64%	63%
KNT %	37%	38%	38%	38%	38%	38%	38%	37%	37%	37%	36%	36%	37%

Note: Include civil actions (including RALJ, asbestos cases), except "Matters Filed with Clerk" (Tax Warrants, Abstract of Judgment, Foreign Judgment, and Transcript of Judgment), domestic, probate, guardianship, adoption, and paternity cases.

(1) These categories include cases (case types 2, 3, 4 and 5).

Table 7. Asbestos Cases: Filings, Resolutions, Pending Resolution

	Nov 2018	Dec 2018	Jan 2019	Feb 2019	Mar 2019	Apr 2019	May 2019	Jun 2019	Jul 2019	Aug 2019	Sep 2019	Oct 2019	Nov 2019	
<b>Filings</b>	5	3	6	0	0	1	2	2	3	1	1	2	5	
<b>Resolutions</b>	1	2	4	0	0	0	5	1	4	1	5	2	5	
<b>Pending Resolution by Filing Year *</b>	2001	0	0	0	0	0	0	0	0	0	0	0	0	
	2002	0	0	0	0	0	0	0	0	0	0	0	0	
	2003	0	0	0	0	0	0	0	0	0	0	0	0	
	2004	0	0	0	0	0	0	0	0	0	0	0	0	
	2005	0	0	0	0	0	0	0	0	0	0	0	0	
	2006	0	0	0	0	0	0	0	0	0	0	0	0	
	2007	0	0	0	0	0	0	0	0	0	0	0	0	
	2008	0	0	0	0	0	0	0	0	0	0	0	0	
	2009	0	0	0	0	0	0	0	0	0	0	0	0	
	2010	0	0	0	0	0	0	0	0	0	0	0	0	
	2011	0	0	0	0	0	0	0	0	0	0	0	0	
	2012	0	0	0	0	0	0	0	0	0	0	0	0	
	2013	0	0	0	0	0	0	0	0	0	0	0	0	
	2014	2	2	3	3	3	3	3	3	3	3	2	1	1
	2015	0	0	0	0	0	0	0	0	0	0	0	0	0
	2016	2	2	2	2	2	2	2	2	2	1	1	1	0
	2017	10	10	8	8	8	8	5	4	2	2	2	2	2
	2018	22	23	22	22	22	22	20	20	18	18	16	13	12
	2019			6	6	6	7	9	11	13	14	13	15	19
<b>Total</b>	36	37	41	41	41	42	39	40	38	38	34	32	34	

\* Including "ACT", "RSTY", and "RAPP" status.

Bankruptcy cases are treated as "resolved and completed" cases and therefore no longer counted in this table starting March 2005.

## Appendix Glossary and Definition

### **Active Status**

A case is active if it is not on suspense status (see Suspense Status).

### **Adoption and paternity Cases (case type 5)**

ADP - Adoption  
CFI - Confidential Intermediary  
CHN - Confidential Change of Name  
DIP - Disestablishment of Parentage  
MDS - Modification/Support Only  
MOD - Modification  
MSC - Miscellaneous  
OAA - Open Adoption Agreement  
PAD - De Facto Parentage  
PAG - Pre Birth Establish Parentage Genetic  
PAS - Establish Parentage Gestational Surrogacy  
PAT - Parentage  
PPR - Initial Pre Placement Report  
PRC - Parentage Rescission/Challenge  
PUR - Parentage (URES/UIFSA)  
REL - Relinquishment  
ROB - Relocation Objection  
TER - Termination of Parental Rights

### **Case**

A case is defined as a filing with an assigned case number.

### **Civil Cases (case type 2, no RALJ)**

ALR - Administrative Law Review  
ALRLI - L&I Administrative Law Review  
AOD - Assurance of Discontinuance  
ASB - Asbestos  
ASP - Asbestos Personal Injury  
ASW - Asbestos Wrongful Death  
BAT - Petition to Appeal/Amend Ballot Title  
CAA - Motion to Confirm/Compel Arbitration Award  
CFJ - Petition for Order Granting Judgment on Confession of Judgment  
CHN - Non Confidential Change of Name  
COL - Collection  
COM - Commercial  
CON - Condemnation  
CRP - Certificate of Restoration of Opportunity  
CRR - Petition for Certificate of Rehabilitation  
DOL - Appeal Licensing Revocation  
DSF - Notice of Deposit of Surplus Funds from Trustee's Sale of Real Property  
DVP - Domestic Violence  
ECP - Enforcement of Canadian Protection Order  
EOM - Emancipation of Minor  
FOR - Foreclosure  
FPO - Foreign Protection Order  
FVL - Motion to Show Cause /Frivolous Lien  
HAR - Unlawful Harassment  
HSI - Application for Health & Safety Inspection  
INJ - Injunction  
IPL - Complaint for Interpleader  
LUP - Land Use Petition  
MAL - Other Malpractice  
MED - Medical Malpractice  
MER - Meretricious Relationships  
MHA - Malicious Harassment  
MSC - Miscellaneous  
MST - Minor Settlement  
MWP - Minor Work Permit  
NJF - Non Judicial Filing  
OSS - Petition to Issue Out of State Subpoena  
PBC - Petition for Birth Certificate Change  
PBJ - Petition for Justification /Bail Bond Company  
PCC - Petition for Civil Commitment  
PFA - Property Fairness Act  
PIN - Personal Injury  
PPT - Petition for Perpetuation of Testimony  
PRA - Public Records Act  
PRG - Property Damage /Gangs

PRP - Property Damage  
PVO - Petition for Vehicle Ownership  
QTI - Quiet Title  
RCV - Petition to Appoint Receiver  
RDR - Relief from Duty to Register  
RFR - Restoration of Firearms Rights  
RRC - Remove Restricted Covenant  
SCA - Small Claims Appeal  
SDR - School District /Required Action Plan  
SER - Subdivision Election Process Law Review  
SPC - Seizure of Property From Commission of a Crime  
SPR - Seizure of Property Resulting From a Crime  
STK - Stalking Protection  
XPX - Sexual Assault Protection  
TMV - Tort /Motor Vehicle  
TSS - Petition for Approval of Transfer of Structured Settlement  
TTO - Tort /Other  
UND - Unlawful Detainer  
VAP - Vulnerable Adult Protection Order  
VEP - Voter Election Process Law Review  
VVT - Victims of Motor Vehicle Theft /Civil Action  
WDE - Wrongful Death  
WHC - Writ of Habeas Corpus  
WMW - Miscellaneous Writs  
WRM - Writ of Mandamus  
WRR - Writ of Restitution  
WRV - Writ of Review  
XRP - Extreme Risk Protection Order

### **Completion**

A case is completed if dispositive document is filed with the court following resolution.

### **Domestic Cases (case type 3)**

CIR - Committed Intimate Relationship  
CUS - Child Custody  
DIC - Dissolution w/ Children  
DIN - Dissolution no Children  
DIS - Dissolution  
DPC - Dissolution of Domestic Partnership w/ Children  
DPN - Dissolution of Domestic Partnership /No Children  
FJU - Out of State Support Registration /Foreign Judgment  
INC - Annulment /Inv of Marriage w/ Children  
IND - Annulment /Inv of Domestic Partnership w/ Children  
INP - Invalidity, Domestic Partnership  
INV - Annulment /Invalidity  
MDS - Modification/Support Only  
MOD - Modification  
MSC - Miscellaneous  
MWA - Mandatory Wage Assignment  
OSC - Out of State Custody  
PPS - Parenting Plan / Child Support  
PSO - Petition for Entry of KC Support Order  
RCV - Relative Child Visitation  
RIC - Reciprocal, Resp in County  
ROB - Relocation /Objection  
ROC - Reciprocal, Resp out of County  
RVC - Relative Child Visits  
SDC - Legal Separation, Domestic Partnership w/ Children  
SEC - Legal Separation w/ Children  
SEP - Legal Separation  
SPD - Legal Separation, Domestic Partnership /No Children  
TSS - Structured Settlement  
  
EFC - Extended Foster Care, Dependency  
GFC - Guardianship Foster Children  
RPR - Reinstatement of Parental Rights  
RVS - Relative Visitation  
TRU - Truancy  
VYG - Vulnerable Youth Guardianship

### ***Probate and Guardianship Cases (case type 5)***

ABS - Absentee  
AOS - Affidavit of Successor  
ASE - Affidavit of Small Estate  
DSC - Disclaimer  
EST - Estate  
FNW - Foreign Will  
G/E - Guardianship/Estate  
GDE - Guardianship of the Estate  
GDN - Guardianship  
GDP - Guardianship of the Person  
LGD - Limited Guardianship  
LGE - Limited Guardianship of the Estate  
LGP - Limited Guardianship of the Person  
MGD - Minor Guardianship  
MSC - Miscellaneous  
MST - Minor Settlement  
NJB - Non Judicial Binding/TEDRA Agreement  
NNC - Non Probate Notice to Creditor  
POA - Petition for Relief (RCW 11.94) /Power of Attorney  
RGR - Registration of Guardianship  
RTR - Registration of Trust /Trust Situs  
SNT - Special Needs Trust  
TDR - Trust/Estate Dispute Resolution  
TRS - Trust  
WLL - Will Only

#### ***Resolution***

A case is resolved if all issues in the complaint are fully adjudicated.

#### ***Suspended Case***

A case is placed in suspense status from active status during the reporting period.

#### ***Suspense Status***

A case is on suspense status if it is on warrant, appeal, stay, mediation, arbitration ("Deferred Prosecution" is not a suspense status, but is treated as a resolution).