

King County Superior Court

Civil Department Statistical Report

January 2012

Department of Judicial Administration
Prepared by: Shiquan Liao, Ph.D., Statistician

Release Date: February 20, 2012

Report #: CV-2012-01

Figure 1. Monthly Filings for SEA, KNT and SEA/KNT Combined

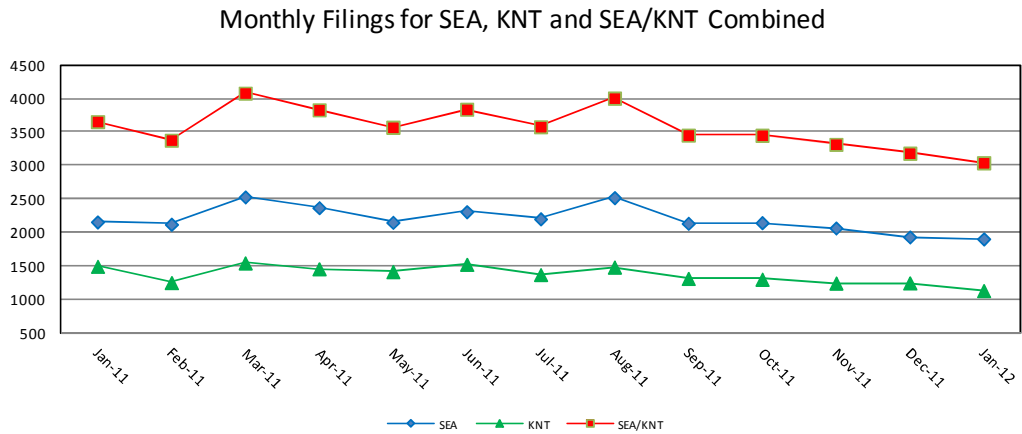


Figure 2. Monthly Resolutions for SEA, KNT and SEA/KNT Combined

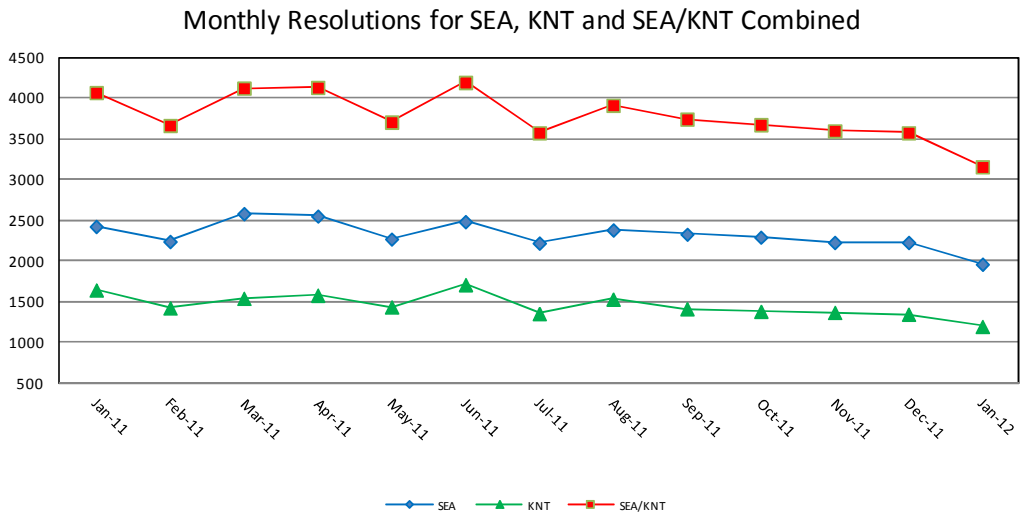


Figure 3. Monthly Pending Caseload for SEA, KNT and SEA/KNT Combined

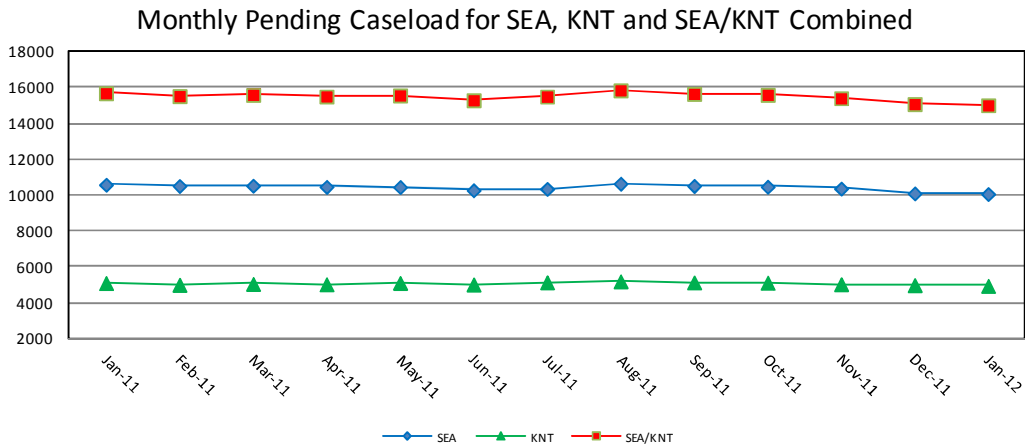


Table 1. Monthly New Filings

| SEA | Jan | Feb | Mar | Apr | May | Jun | Jul | Aug | Sep | Oct | Nov | Dec | Adj ⁽¹⁾ | Annual |
|--|------|------|------|------|------|------|------|------|------|------|------|------|--------------------|--------|
| TOTAL - SEA | | | | | | | | | | | | | | |
| 2010 | 2147 | 2187 | 2467 | 2309 | 2171 | 2322 | 2236 | 2296 | 2335 | 2109 | 2015 | 2127 | (-66) | 26655 |
| 2011 | 2161 | 2126 | 2534 | 2373 | 2154 | 2314 | 2207 | 2553 | 2139 | 2149 | 2071 | 1937 | (-132) | 26556 |
| 2012 ⁽³⁾ | 1908 | | | | | | | | | | | | | |
| Domestic - SEA | | | | | | | | | | | | | | |
| 2010 | 384 | 409 | 468 | 454 | 406 | 410 | 426 | 413 | 433 | 377 | 348 | 375 | (-5) | 4898 |
| 2011 | 364 | 382 | 446 | 435 | 405 | 432 | 383 | 429 | 457 | 423 | 397 | 367 | (-37) | 4883 |
| 2012 ⁽³⁾ | 338 | | | | | | | | | | | | | |
| Probate - SEA | | | | | | | | | | | | | | |
| 2010 | 329 | 301 | 370 | 362 | 328 | 357 | 314 | 334 | 343 | 294 | 320 | 355 | (-1) | 4006 |
| 2011 | 361 | 380 | 433 | 362 | 359 | 410 | 355 | 333 | 309 | 319 | 326 | 302 | (+5) | 4254 |
| 2012 ⁽³⁾ | 336 | | | | | | | | | | | | | |
| Guardianship - SEA | | | | | | | | | | | | | | |
| 2010 | 46 | 44 | 52 | 51 | 49 | 45 | 50 | 52 | 44 | 39 | 35 | 35 | (-5) | 537 |
| 2011 | 52 | 41 | 45 | 43 | 41 | 48 | 40 | 53 | 39 | 55 | 30 | 46 | (-4) | 529 |
| 2012 ⁽³⁾ | 35 | | | | | | | | | | | | | |
| Adoption - SEA | | | | | | | | | | | | | | |
| 2010 | 42 | 43 | 53 | 50 | 39 | 44 | 41 | 53 | 41 | 39 | 45 | 40 | (-3) | 527 |
| 2011 | 37 | 32 | 51 | 32 | 50 | 48 | 37 | 31 | 40 | 43 | 48 | 67 | (-3) | 513 |
| 2012 ⁽³⁾ | 22 | | | | | | | | | | | | | |
| Paternity - SEA | | | | | | | | | | | | | | |
| 2010 | 46 | 40 | 67 | 50 | 39 | 54 | 43 | 55 | 43 | 51 | 26 | 38 | (+2) | 554 |
| 2011 | 32 | 45 | 55 | 42 | 30 | 32 | 39 | 51 | 49 | 25 | 42 | 36 | (+29) | 477 |
| 2012 ⁽³⁾ | 43 | | | | | | | | | | | | | |
| General Civil⁽²⁾ - SEA | | | | | | | | | | | | | | |
| 2010 | 1298 | 1350 | 1454 | 1341 | 1309 | 1408 | 1359 | 1387 | 1425 | 1308 | 1241 | 1282 | (-58) | 16104 |
| 2011 | 1314 | 1245 | 1497 | 1452 | 1268 | 1337 | 1348 | 1654 | 1245 | 1279 | 1225 | 1119 | (-126) | 15857 |
| 2012 ⁽³⁾ | 1134 | | | | | | | | | | | | | |
| Asbestos Cases - SEA | | | | | | | | | | | | | | |
| 2010 | 2 | 0 | 3 | 1 | 1 | 4 | 3 | 2 | 6 | 1 | 0 | 2 | (+4) | 29 |
| 2011 | 1 | 1 | 7 | 7 | 1 | 7 | 5 | 2 | 0 | 5 | 3 | 0 | (+4) | 43 |
| 2012 ⁽³⁾ | 0 | | | | | | | | | | | | | |
| KNT | | | | | | | | | | | | | | |
| TOTAL - KNT | | | | | | | | | | | | | | |
| 2010 | 1345 | 1207 | 1527 | 1404 | 1342 | 1457 | 1459 | 1492 | 1438 | 1365 | 1105 | 1633 | (+24) | 16798 |
| 2011 | 1497 | 1255 | 1549 | 1461 | 1420 | 1528 | 1375 | 1486 | 1318 | 1305 | 1248 | 1250 | (+140) | 16832 |
| 2012 ⁽³⁾ | 1136 | | | | | | | | | | | | | |
| Domestic - KNT | | | | | | | | | | | | | | |
| 2010 | 236 | 225 | 312 | 255 | 261 | 247 | 232 | 251 | 290 | 222 | 190 | 219 | (+12) | 2952 |
| 2011 | 258 | 231 | 312 | 220 | 240 | 283 | 227 | 262 | 230 | 242 | 234 | 202 | (+41) | 2982 |
| 2012 ⁽³⁾ | 211 | | | | | | | | | | | | | |
| Probate - KNT | | | | | | | | | | | | | | |
| 2010 | 92 | 80 | 103 | 106 | 85 | 95 | 107 | 121 | 108 | 101 | 85 | 113 | (+1) | 1197 |
| 2011 | 126 | 83 | 107 | 127 | 104 | 100 | 95 | 92 | 77 | 95 | 90 | 72 | (+1) | 1169 |
| 2012 ⁽³⁾ | 81 | | | | | | | | | | | | | |
| Guardianship - KNT | | | | | | | | | | | | | | |
| 2010 | 20 | 26 | 33 | 30 | 22 | 39 | 20 | 33 | 28 | 40 | 33 | 25 | (+7) | 356 |
| 2011 | 24 | 21 | 21 | 30 | 18 | 29 | 23 | 35 | 30 | 28 | 25 | 19 | (-1) | 302 |
| 2012 ⁽³⁾ | 14 | | | | | | | | | | | | | |
| Adoption - KNT | | | | | | | | | | | | | | |
| 2010 | 13 | 12 | 10 | 11 | 20 | 13 | 6 | 21 | 10 | 13 | 13 | 14 | (+3) | 159 |
| 2011 | 15 | 15 | 13 | 7 | 15 | 21 | 9 | 6 | 11 | 15 | 18 | 27 | (-4) | 176 |
| 2012 ⁽³⁾ | 5 | | | | | | | | | | | | | |
| Paternity - KNT | | | | | | | | | | | | | | |
| 2010 | 51 | 64 | 64 | 70 | 38 | 57 | 65 | 58 | 50 | 34 | 48 | 37 | (-1) | 635 |
| 2011 | 47 | 22 | 63 | 56 | 42 | 45 | 51 | 57 | 51 | 48 | 43 | 36 | (0) | 561 |
| 2012 ⁽³⁾ | 36 | | | | | | | | | | | | | |
| General Civil⁽²⁾ - KNT | | | | | | | | | | | | | | |
| 2010 | 933 | 800 | 1005 | 932 | 916 | 1006 | 1029 | 1008 | 952 | 955 | 736 | 1225 | (+2) | 11499 |
| 2011 | 1027 | 883 | 1033 | 1021 | 1001 | 1050 | 970 | 1034 | 919 | 877 | 838 | 894 | (+95) | 11642 |
| 2012 ⁽³⁾ | 789 | | | | | | | | | | | | | |

Note: Table 1 presents total number of cases filed and designated to SEA and KNT. Modifications/Re-opened cases (under the original case number) are not included because SCOMIS currently lacks the capability in capturing re-opens and modifications.

- (1) "Adj" = adjustment made at year-end if necessary.
- (2) "General Civil" includes all civil actions (including RALJ), except "Matters Filed with Clerk" (Tax Warrants, Abstract of Judgment, Foreign Judgment, and Transcript of Judgment), Domestic, Probate, Guardianship, Adoption, and Paternity cases. Also, starting June 2004, asbestos cases have been separated out.
- (3) Reflects all documents received by **02/15/2012**. Year-end adjustment may be needed to reflect data entered after the time of this monthly report.

Table 2. Monthly Resolutions

| SEA | Jan | Feb | Mar | Apr | May | Jun | Jul | Aug | Sep | Oct | Nov | Dec | Adj ⁽¹⁾ | Annual |
|--|------|------|------|------|------|------|------|------|------|------|------|------|--------------------|--------|
| TOTAL - SEA | | | | | | | | | | | | | | |
| 2010 | 2223 | 2170 | 2602 | 2492 | 2506 | 2392 | 2354 | 2428 | 2358 | 2240 | 2143 | 2127 | (-683) | 27748 |
| 2011 | 2423 | 2240 | 2580 | 2551 | 2269 | 2482 | 2219 | 2380 | 2328 | 2292 | 2228 | 2227 | (-655) | 27564 |
| 2012 ⁽³⁾ | 1960 | | | | | | | | | | | | | |
| Domestic - SEA | | | | | | | | | | | | | | |
| 2010 | 393 | 343 | 405 | 417 | 420 | 413 | 439 | 449 | 394 | 387 | 374 | 375 | (-53) | 4837 |
| 2011 | 424 | 385 | 456 | 404 | 402 | 429 | 419 | 400 | 422 | 433 | 394 | 482 | (-45) | 5005 |
| 2012 ⁽³⁾ | 311 | | | | | | | | | | | | | |
| Probate - SEA | | | | | | | | | | | | | | |
| 2010 | 311 | 279 | 410 | 350 | 331 | 379 | 318 | 372 | 328 | 303 | 326 | 355 | (-20) | 4034 |
| 2011 | 364 | 387 | 423 | 372 | 381 | 418 | 351 | 337 | 310 | 317 | 337 | 287 | (-16) | 4268 |
| 2012 ⁽³⁾ | 311 | | | | | | | | | | | | | |
| Guardianship - SEA | | | | | | | | | | | | | | |
| 2010 | 41 | 48 | 71 | 44 | 44 | 65 | 51 | 45 | 62 | 47 | 36 | 35 | (-5) | 593 |
| 2011 | 35 | 33 | 48 | 45 | 45 | 49 | 36 | 43 | 53 | 33 | 45 | 37 | (0) | 502 |
| 2012 ⁽³⁾ | 31 | | | | | | | | | | | | | |
| Adoption - SEA | | | | | | | | | | | | | | |
| 2010 | 31 | 49 | 39 | 60 | 40 | 54 | 38 | 48 | 35 | 39 | 33 | 40 | (+1) | 536 |
| 2011 | 40 | 30 | 46 | 35 | 45 | 41 | 44 | 44 | 33 | 32 | 35 | 98 | (0) | 523 |
| 2012 ⁽³⁾ | 15 | | | | | | | | | | | | | |
| Paternity - SEA | | | | | | | | | | | | | | |
| 2010 | 32 | 33 | 37 | 41 | 74 | 76 | 43 | 26 | 62 | 54 | 38 | 38 | (-2) | 566 |
| 2011 | 67 | 56 | 61 | 47 | 40 | 34 | 54 | 34 | 47 | 37 | 45 | 34 | (-4) | 552 |
| 2012 ⁽³⁾ | 44 | | | | | | | | | | | | | |
| General Civil⁽²⁾ - SEA | | | | | | | | | | | | | | |
| 2010 | 1408 | 1378 | 1634 | 1565 | 1587 | 1404 | 1455 | 1487 | 1477 | 1408 | 1333 | 1282 | (-603) | 17083 |
| 2011 | 1493 | 1348 | 1543 | 1647 | 1339 | 1508 | 1312 | 1517 | 1463 | 1429 | 1366 | 1288 | (-590) | 16663 |
| 2012 ⁽³⁾ | 1247 | | | | | | | | | | | | | |
| Asbestos Cases - SEA | | | | | | | | | | | | | | |
| 2010 | 7 | 40 | 6 | 15 | 10 | 1 | 10 | 1 | 0 | 2 | 3 | 2 | (-1) | 99 |
| 2011 | 0 | 1 | 3 | 1 | 1 | 3 | 3 | 5 | 0 | 11 | 6 | 1 | (0) | 51 |
| 2012 ⁽³⁾ | 1 | | | | | | | | | | | | | |

| KNT | Jan | Feb | Mar | Apr | May | Jun | Jul | Aug | Sep | Oct | Nov | Dec | Adj ⁽¹⁾ | Annual |
|--|------|------|------|------|------|------|------|------|------|------|------|------|--------------------|--------|
| TOTAL - KNT | | | | | | | | | | | | | | |
| 2010 | 1345 | 1392 | 1404 | 1607 | 1460 | 1469 | 1582 | 1576 | 1464 | 1521 | 1217 | 1633 | (-616) | 17091 |
| 2011 | 1643 | 1423 | 1541 | 1579 | 1435 | 1709 | 1355 | 1531 | 1413 | 1381 | 1369 | 1347 | (-454) | 17272 |
| 2012 ⁽³⁾ | 1196 | | | | | | | | | | | | | |
| Domestic - KNT | | | | | | | | | | | | | | |
| 2010 | 238 | 217 | 237 | 256 | 224 | 291 | 254 | 254 | 240 | 265 | 178 | 219 | (-16) | 2944 |
| 2011 | 236 | 215 | 275 | 255 | 237 | 275 | 242 | 293 | 228 | 238 | 235 | 242 | (-24) | 2947 |
| 2012 ⁽³⁾ | 238 | | | | | | | | | | | | | |
| Probate - KNT | | | | | | | | | | | | | | |
| 2010 | 79 | 82 | 115 | 107 | 86 | 95 | 106 | 127 | 105 | 104 | 84 | 113 | (-12) | 1188 |
| 2011 | 125 | 92 | 104 | 125 | 106 | 95 | 97 | 89 | 81 | 90 | 91 | 78 | (-6) | 1167 |
| 2012 ⁽³⁾ | 76 | | | | | | | | | | | | | |
| Guardianship - KNT | | | | | | | | | | | | | | |
| 2010 | 20 | 18 | 27 | 39 | 37 | 27 | 19 | 38 | 26 | 34 | 31 | 25 | (+5) | 354 |
| 2011 | 42 | 24 | 25 | 27 | 20 | 17 | 35 | 23 | 32 | 22 | 35 | 18 | (+2) | 322 |
| 2012 ⁽³⁾ | 18 | | | | | | | | | | | | | |
| Adoption - KNT | | | | | | | | | | | | | | |
| 2010 | 10 | 8 | 13 | 11 | 14 | 17 | 9 | 14 | 20 | 17 | 7 | 14 | (+1) | 162 |
| 2011 | 7 | 13 | 18 | 7 | 14 | 31 | 8 | 6 | 16 | 19 | 11 | 42 | (0) | 192 |
| 2012 ⁽³⁾ | 5 | | | | | | | | | | | | | |
| Paternity - KNT | | | | | | | | | | | | | | |
| 2010 | 40 | 51 | 40 | 60 | 55 | 68 | 71 | 72 | 58 | 70 | 54 | 37 | (0) | 723 |
| 2011 | 44 | 40 | 64 | 49 | 33 | 47 | 49 | 49 | 37 | 49 | 54 | 37 | (+6) | 558 |
| 2012 ⁽³⁾ | 45 | | | | | | | | | | | | | |
| General Civil⁽²⁾ - KNT | | | | | | | | | | | | | | |
| 2010 | 958 | 1016 | 972 | 1134 | 1044 | 971 | 1123 | 1071 | 1015 | 1031 | 863 | 1225 | (-594) | 11720 |
| 2011 | 1189 | 1039 | 1055 | 1116 | 1025 | 1244 | 924 | 1071 | 1019 | 963 | 943 | 930 | (-432) | 12086 |
| 2012 ⁽³⁾ | 814 | | | | | | | | | | | | | |

Note: Table 2 presents total number of resolutions of SEA and KNT cases. Modifications/Re-opened cases (under the original case number) are not included because SCOMIS currently lacks the capability in capturing re-opens and modifications.

- (1) "Adj" = adjustment made at the end of the year if necessary.
- (2) "General Civil" include all civil actions (including RALJ), except "Matters Filed with Clerk" (Tax Warrants, Abstract of Judgment, Foreign Judgment, and Transcript of Judgment), Domestic, Probate, Guardianship, Adoption, and Paternity cases. Also, starting June 2004, asbestos cases have been separated out.
- (3) Reflects all documents received by 02/15/2012. Year-end adjustment may be needed to reflect data entered after the time of this monthly report.

Table 3. Percentage of Cases Resolved in Specified Time Intervals

| SEA | Dec 2010 | Jan 2011 | Feb 2011 | Mar 2011 | Apr 2011 | May 2011 | Jun 2011 | Jul 2011 | Aug 2011 | Sep 2011 | Oct 2011 | Nov 2011 | Dec 2011 | Jan 2012 |
|---|----------|----------|----------|----------|----------|----------|----------|----------|----------|----------|----------|----------|----------|----------|
| Domestic - SEA | | | | | | | | | | | | | | |
| 90% in 8 months | 70% | 66% | 64% | 61% | 61% | 68% | 65% | 68% | 69% | 67% | 70% | 69% | 77% | 70% |
| 98% in 10 months | 80% | 72% | 72% | 68% | 71% | 73% | 74% | 76% | 75% | 74% | 76% | 76% | 84% | 75% |
| 100% in 14 months | 92% | 92% | 93% | 92% | 91% | 92% | 92% | 95% | 95% | 93% | 93% | 92% | 96% | 93% |
| Probate - SEA | | | | | | | | | | | | | | |
| 90% in 8 months | 97% | 98% | 99% | 98% | 97% | 95% | 98% | 98% | 99% | 97% | 98% | 98% | 99% | 99% |
| 98% in 18 months | 99% | 99% | 100% | 99% | 99% | 98% | 99% | 99% | 100% | 99% | 99% | 99% | 100% | 99% |
| 100% in 36 months | 100% | 99% | 100% | 99% | 100% | 99% | 100% | 100% | 100% | 99% | 99% | 100% | 100% | 100% |
| Guardianship - SEA | | | | | | | | | | | | | | |
| 90% in 8 months | 93% | 94% | 94% | 85% | 89% | 87% | 82% | 89% | 98% | 93% | 91% | 93% | 92% | 90% |
| 98% in 18 months | 98% | 100% | 100% | 94% | 96% | 98% | 94% | 95% | 100% | 98% | 100% | 98% | 97% | 97% |
| 100% in 36 months | 98% | 100% | 100% | 100% | 100% | 100% | 100% | 100% | 100% | 100% | 100% | 100% | 100% | 100% |
| Adoption - SEA | | | | | | | | | | | | | | |
| 90% in 8 months | 94% | 85% | 97% | 65% | 77% | 91% | 90% | 91% | 93% | 82% | 84% | 91% | 94% | 100% |
| 98% in 10 months | 97% | 88% | 100% | 65% | 77% | 93% | 93% | 91% | 98% | 82% | 87% | 91% | 97% | 100% |
| 100% in 14 months | 99% | 90% | 100% | 72% | 94% | 96% | 98% | 96% | 98% | 85% | 93% | 97% | 97% | 100% |
| Paternity - SEA | | | | | | | | | | | | | | |
| 90% in 8 months | 58% | 81% | 80% | 89% | 87% | 88% | 85% | 78% | 88% | 87% | 87% | 89% | 79% | 91% |
| 98% in 10 months | 85% | 91% | 88% | 94% | 98% | 95% | 97% | 85% | 100% | 89% | 95% | 96% | 85% | 96% |
| 100% in 14 months | 89% | 97% | 98% | 98% | 100% | 98% | 97% | 98% | 100% | 94% | 97% | 100% | 94% | 100% |
| General Civil ⁽¹⁾ - SEA | | | | | | | | | | | | | | |
| 90% in 12 months | 79% | 80% | 77% | 79% | 83% | 82% | 81% | 80% | 82% | 83% | 79% | 82% | 80% | 83% |
| 98% in 18 months | 91% | 92% | 90% | 91% | 93% | 93% | 93% | 91% | 94% | 94% | 92% | 93% | 91% | 94% |
| 100% in 24 months | 98% | 98% | 97% | 98% | 98% | 97% | 98% | 98% | 98% | 98% | 98% | 98% | 98% | 98% |
| KNT | | | | | | | | | | | | | | |
| Domestic - KNT | | | | | | | | | | | | | | |
| 90% in 8 months | 62% | 61% | 63% | 60% | 65% | 65% | 65% | 63% | 64% | 72% | 63% | 68% | 68% | 63% |
| 98% in 10 months | 74% | 75% | 75% | 72% | 75% | 74% | 76% | 71% | 70% | 78% | 73% | 75% | 80% | 75% |
| 100% in 14 months | 92% | 93% | 94% | 91% | 92% | 97% | 93% | 87% | 89% | 92% | 87% | 91% | 94% | 91% |
| Probate - KNT | | | | | | | | | | | | | | |
| 90% in 8 months | 99% | 95% | 98% | 98% | 99% | 98% | 99% | 97% | 99% | 96% | 100% | 99% | 97% | 99% |
| 98% in 18 months | 99% | 99% | 98% | 98% | 99% | 98% | 100% | 100% | 99% | 96% | 100% | 100% | 99% | 100% |
| 100% in 36 months | 99% | 100% | 99% | 99% | 99% | 98% | 100% | 100% | 99% | 100% | 100% | 100% | 99% | 100% |
| Guardianship - KNT | | | | | | | | | | | | | | |
| 90% in 8 months | 94% | 88% | 92% | 92% | 70% | 90% | 82% | 86% | 91% | 94% | 91% | 97% | 89% | 100% |
| 98% in 18 months | 94% | 93% | 100% | 96% | 86% | 100% | 88% | 97% | 100% | 100% | 100% | 100% | 94% | 100% |
| 100% in 36 months | 100% | 100% | 100% | 100% | 100% | 100% | 88% | 100% | 100% | 100% | 100% | 100% | 100% | 100% |
| Adoption - KNT | | | | | | | | | | | | | | |
| 90% in 8 months | 91% | 86% | 85% | 67% | 86% | 93% | 97% | 88% | 100% | 88% | 42% | 100% | 98% | 80% |
| 98% in 10 months | 95% | 86% | 92% | 67% | 86% | 100% | 97% | 100% | 100% | 88% | 42% | 100% | 98% | 80% |
| 100% in 14 months | 100% | 86% | 92% | 67% | 86% | 100% | 100% | 100% | 100% | 88% | 47% | 100% | 98% | 80% |
| Paternity - KNT | | | | | | | | | | | | | | |
| 90% in 8 months | 91% | 89% | 85% | 84% | 86% | 91% | 94% | 90% | 84% | 89% | 94% | 94% | 87% | 93% |
| 98% in 10 months | 98% | 91% | 93% | 91% | 96% | 94% | 98% | 98% | 94% | 92% | 94% | 98% | 95% | 98% |
| 100% in 14 months | 100% | 95% | 100% | 98% | 100% | 97% | 100% | 100% | 96% | 97% | 94% | 100% | 95% | 100% |
| General Civil ⁽¹⁾ - KNT | | | | | | | | | | | | | | |
| 90% in 12 months | 89% | 90% | 88% | 85% | 88% | 89% | 90% | 90% | 89% | 92% | 88% | 90% | 88% | 92% |
| 98% in 18 months | 95% | 96% | 94% | 93% | 94% | 96% | 96% | 96% | 94% | 98% | 95% | 95% | 96% | 97% |
| 100% in 24 months | 99% | 99% | 98% | 98% | 98% | 99% | 99% | 98% | 99% | 100% | 98% | 99% | 99% | 99% |

Note: Table 3 presents the age of resolved cases – the time between filing and resolution, minus any suspense time if applicable. Modifications/Re-opened cases (under the original case number) are not included because SCOMIS currently lacks the capability in capturing re-opens and modifications.

Court adopted time guideline (based on suggestion from BJA State Advisory Committee, see LCR 4 official comment): (a) Civil - 90% by 360 days (12 months), 98% by 540 days (18 months); (b) Domestic - 90% by 240 days (8 months), 98% by 300 days (10 months); (c) Probate/Guardianship - 90% by 240 days (8 months), 98% by 540 days (18 months); (d) Adoption/Paternity - 90% by 240 days (8 months); 98% by 300 days (10 months).

(1) "General Civil" includes all civil actions (including RALJ), except "Matters Filed with Clerk" (Tax Warrants, Abstract of Judgment, Foreign Judgment, and Transcript of Judgment), Domestic, Probate, Guardianship, Adoption, and Paternity cases. NOT including asbestos cases, starting June 2004.

Table 4. Monthly Pending Caseload

| SEA | Jan | Feb | Mar | Apr | May | Jun | Jul | Aug | Sep | Oct | Nov | Dec |
|---|-------|-------|-------|-------|-------|-------|-------|-------|-------|-------|-------|-------|
| TOTAL - SEA | | | | | | | | | | | | |
| 2011 | 10581 | 10513 | 10528 | 10463 | 10451 | 10270 | 10350 | 10641 | 10517 | 10467 | 10366 | 10094 |
| 2012 ⁽²⁾ | 10064 | | | | | | | | | | | |
| Domestic - SEA | | | | | | | | | | | | |
| 2011 | 2669 | 2668 | 2666 | 2708 | 2722 | 2725 | 2695 | 2731 | 2764 | 2763 | 2771 | 2666 |
| 2012 ⁽²⁾ | 2692 | | | | | | | | | | | |
| Probate - SEA | | | | | | | | | | | | |
| 2011 | 505 | 500 | 488 | 486 | 475 | 438 | 448 | 448 | 453 | 461 | 457 | 474 |
| 2012 ⁽²⁾ | 502 | | | | | | | | | | | |
| Guardianship - SEA | | | | | | | | | | | | |
| 2011 | 158 | 165 | 161 | 160 | 156 | 154 | 157 | 167 | 153 | 174 | 159 | 167 |
| 2012 ⁽²⁾ | 170 | | | | | | | | | | | |
| Adoption - SEA | | | | | | | | | | | | |
| 2011 | 155 | 155 | 160 | 158 | 163 | 168 | 162 | 149 | 156 | 167 | 180 | 149 |
| 2012 ⁽²⁾ | 156 | | | | | | | | | | | |
| Paternity - SEA | | | | | | | | | | | | |
| 2011 | 205 | 194 | 191 | 186 | 178 | 176 | 163 | 181 | 184 | 171 | 169 | 171 |
| 2012 ⁽²⁾ | 170 | | | | | | | | | | | |
| General Civil ⁽¹⁾ - SEA | | | | | | | | | | | | |
| 2011 | 6802 | 6744 | 6771 | 6666 | 6673 | 6523 | 6633 | 6875 | 6717 | 6644 | 6544 | 6382 |
| 2012 ⁽²⁾ | 6290 | | | | | | | | | | | |
| Asbestos Cases – SEA (active only) | | | | | | | | | | | | |
| 2011 | 87 | 87 | 91 | 99 | 84 | 86 | 92 | 90 | 90 | 87 | 86 | 85 |
| 2012 ⁽²⁾ | 84 | | | | | | | | | | | |

| KNT | Jan | Feb | Mar | Apr | May | Jun | Jul | Aug | Sep | Oct | Nov | Dec |
|---|------|------|------|------|------|------|------|------|------|------|------|------|
| TOTAL - KNT | | | | | | | | | | | | |
| 2011 | 5101 | 5004 | 5057 | 5032 | 5109 | 5023 | 5144 | 5199 | 5131 | 5119 | 5038 | 4987 |
| 2012 ⁽²⁾ | 4947 | | | | | | | | | | | |
| Domestic - KNT | | | | | | | | | | | | |
| 2011 | 1752 | 1768 | 1813 | 1780 | 1787 | 1807 | 1790 | 1775 | 1774 | 1788 | 1799 | 1755 |
| 2012 ⁽²⁾ | 1724 | | | | | | | | | | | |
| Probate - KNT | | | | | | | | | | | | |
| 2011 | 79 | 72 | 67 | 72 | 72 | 77 | 77 | 81 | 78 | 83 | 84 | 85 |
| 2012 ⁽²⁾ | 92 | | | | | | | | | | | |
| Guardianship - KNT | | | | | | | | | | | | |
| 2011 | 89 | 88 | 81 | 85 | 83 | 96 | 86 | 98 | 97 | 103 | 93 | 94 |
| 2012 ⁽²⁾ | 88 | | | | | | | | | | | |
| Adoption - KNT | | | | | | | | | | | | |
| 2011 | 65 | 69 | 64 | 63 | 65 | 58 | 59 | 59 | 55 | 51 | 58 | 43 |
| 2012 ⁽²⁾ | 43 | | | | | | | | | | | |
| Paternity - KNT | | | | | | | | | | | | |
| 2011 | 203 | 185 | 178 | 187 | 197 | 196 | 198 | 206 | 217 | 219 | 205 | 206 |
| 2012 ⁽²⁾ | 196 | | | | | | | | | | | |
| General Civil ⁽¹⁾ - KNT | | | | | | | | | | | | |
| 2011 | 2913 | 2822 | 2854 | 2845 | 2905 | 2789 | 2934 | 2980 | 2910 | 2875 | 2799 | 2804 |
| 2012 ⁽²⁾ | 2804 | | | | | | | | | | | |

| SEA/KNT | Jan | Feb | Mar | Apr | May | Jun | Jul | Aug | Sep | Oct | Nov | Dec |
|---------------------|-------|-------|-------|-------|-------|-------|-------|-------|-------|-------|-------|-------|
| TOTAL | | | | | | | | | | | | |
| 2011 | 15682 | 15517 | 15585 | 15495 | 15560 | 15293 | 15494 | 15840 | 15648 | 15586 | 15404 | 15081 |
| 2012 ⁽²⁾ | 15011 | | | | | | | | | | | |

Note: Pending caseload = cases remain active and unresolved at the end of reporting period, excluding cases on suspense status (in arbitration, appeal). The pending caseload does not include re-opened cases and modifications (under the original case number) because SCOMIS currently lacks the capability in capturing the re-opens and modifications.

(1) "General Civil" includes all civil actions (including RALJ), except "Matters Filed with Clerk" (Tax Warrants, Abstract of Judgment, Foreign Judgment, and Transcript of Judgment), Domestic, Probate, Guardianship, Adoption, and Paternity cases. Also, Starting June 2004, asbestos cases have been separated out.

(2) Reflects all documents received by 02/15/2012.

Table 5. Age of Pending Cases

| SEA | Jan 2011 | Feb 2011 | Mar 2011 | Apr 2011 | May 2011 | Jun 2011 | Jul 2011 | Aug 2011 | Sep 2011 | Oct 2011 | Nov 2011 | Dec 2011 | Jan 2012 |
|--|----------|----------|----------|----------|----------|----------|----------|----------|----------|----------|----------|----------|----------|
| Domestic – SEA | | | | | | | | | | | | | |
| Median Age (50 th percentile) * | 125 | 123 | 114 | 103 | 107 | 102 | 109 | 108 | 107 | 104 | 108 | 110 | 120 |
| # of Cases in Age Interval | | | | | | | | | | | | | |
| 0 - 120 days (0 - 4 months) | 1304 | 1322 | 1383 | 1465 | 1494 | 1517 | 1471 | 1474 | 1522 | 1507 | 1498 | 1394 | 1352 |
| 121 - 240 days (5 - 8 months) | 728 | 726 | 689 | 670 | 634 | 636 | 665 | 723 | 729 | 754 | 775 | 747 | 778 |
| 241 - 360 days (9 - 12 months) | 404 | 377 | 374 | 363 | 376 | 367 | 350 | 327 | 307 | 301 | 298 | 325 | 353 |
| 361 - 540 days (13 - 18 months) | 144 | 152 | 134 | 122 | 133 | 125 | 129 | 126 | 122 | 117 | 112 | 108 | 113 |
| > 540 days (> 18 months) | 89 | 91 | 86 | 88 | 85 | 80 | 80 | 81 | 84 | 84 | 88 | 92 | 96 |
| Probate – SEA | | | | | | | | | | | | | |
| Median Age (50 th percentile) * | 480 | 513 | 537 | 564 | 595 | 654 | 666 | 683 | 708 | 728 | 758 | 774 | 753 |
| # of Cases in Age Interval | | | | | | | | | | | | | |
| 0 - 120 days (0 - 4 months) | 81 | 76 | 90 | 86 | 71 | 71 | 74 | 70 | 76 | 78 | 74 | 81 | 95 |
| 121 - 240 days (5 - 8 months) | 51 | 43 | 27 | 29 | 39 | 24 | 31 | 36 | 32 | 38 | 32 | 38 | 48 |
| 241 - 360 days (9 - 12 months) | 58 | 45 | 38 | 34 | 32 | 23 | 18 | 13 | 16 | 18 | 28 | 30 | 28 |
| 361 - 540 days (13 - 18 months) | 84 | 98 | 91 | 80 | 71 | 55 | 54 | 42 | 37 | 35 | 25 | 22 | 24 |
| > 540 days (> 18 months) | 231 | 238 | 242 | 257 | 262 | 265 | 271 | 287 | 292 | 292 | 298 | 303 | 307 |
| Guardianship – SEA | | | | | | | | | | | | | |
| Median Age (50 th percentile) * | 89 | 68 | 71 | 81 | 83 | 69 | 67 | 77 | 75 | 63 | 73 | 80 | 95 |
| # of Cases in Age Interval | | | | | | | | | | | | | |
| 0 - 120 days (0 - 4 months) | 96 | 101 | 103 | 104 | 92 | 97 | 100 | 105 | 93 | 117 | 99 | 101 | 100 |
| 121 - 240 days (5 - 8 months) | 21 | 26 | 23 | 20 | 27 | 25 | 28 | 33 | 24 | 21 | 23 | 28 | 30 |
| 241 - 360 days (9 - 12 months) | 11 | 4 | 7 | 9 | 14 | 17 | 13 | 11 | 15 | 14 | 17 | 18 | 16 |
| 361 - 540 days (13 - 18 months) | 18 | 20 | 16 | 15 | 11 | 4 | 7 | 7 | 11 | 11 | 11 | 12 | 17 |
| > 540 days (> 18 months) | 12 | 14 | 12 | 12 | 12 | 11 | 9 | 11 | 10 | 11 | 9 | 8 | 7 |
| Adoption – SEA | | | | | | | | | | | | | |
| Median Age (50 th percentile) * | 153 | 155 | 115 | 94 | 90 | 92 | 94 | 125 | 108 | 102 | 77 | 103 | 126 |
| # of Cases in Age Interval | | | | | | | | | | | | | |
| 0 - 120 days (0 - 4 months) | 64 | 68 | 81 | 89 | 90 | 98 | 92 | 74 | 86 | 91 | 104 | 81 | 75 |
| 121 - 240 days (5 - 8 months) | 32 | 27 | 27 | 21 | 23 | 17 | 16 | 24 | 21 | 30 | 29 | 19 | 30 |
| 241 - 360 days (9 - 12 months) | 17 | 16 | 17 | 18 | 17 | 19 | 19 | 14 | 13 | 7 | 8 | 13 | 13 |
| 361 - 540 days (13 - 18 months) | 14 | 17 | 15 | 11 | 14 | 12 | 13 | 13 | 12 | 15 | 14 | 9 | 11 |
| > 540 days (> 18 months) | 28 | 27 | 20 | 19 | 19 | 22 | 22 | 22 | 24 | 24 | 25 | 27 | 27 |
| Paternity – SEA | | | | | | | | | | | | | |
| Median Age (50 th percentile) * | 117 | 106 | 84 | 74 | 91 | 94 | 94 | 77 | 79 | 85 | 92 | 94 | 87 |
| # of Cases in Age Interval | | | | | | | | | | | | | |
| 0 - 120 days (0 - 4 months) | 111 | 107 | 120 | 124 | 118 | 101 | 104 | 118 | 121 | 112 | 105 | 100 | 108 |
| 121 - 240 days (5 - 8 months) | 74 | 73 | 59 | 45 | 38 | 53 | 40 | 46 | 47 | 40 | 46 | 54 | 46 |
| 241 - 360 days (9 - 12 months) | 15 | 10 | 9 | 13 | 17 | 17 | 15 | 10 | 11 | 13 | 9 | 10 | 8 |
| 361 - 540 days (13 - 18 months) | 5 | 3 | 2 | 2 | 3 | 3 | 2 | 5 | 5 | 6 | 9 | 6 | 7 |
| > 540 days (> 18 months) | 0 | 1 | 1 | 2 | 2 | 2 | 2 | 2 | 0 | 0 | 0 | 1 | 1 |
| General Civil⁽¹⁾ - SEA | | | | | | | | | | | | | |
| Median Age (50 th percentile) * | 190 | 188 | 182 | 181 | 181 | 175 | 171 | 167 | 176 | 172 | 177 | 180 | 190 |
| # of Cases in Age Interval | | | | | | | | | | | | | |
| 0 - 120 days (0 - 4 months) | 2467 | 2485 | 2622 | 2625 | 2599 | 2512 | 2590 | 2815 | 2622 | 2611 | 2509 | 2357 | 2277 |
| 121 - 240 days (5 - 8 months) | 1529 | 1476 | 1406 | 1318 | 1361 | 1375 | 1430 | 1513 | 1526 | 1487 | 1467 | 1486 | 1431 |
| 241 - 360 days (9 - 12 months) | 1130 | 1146 | 1137 | 1133 | 1085 | 1052 | 1008 | 953 | 998 | 1006 | 1058 | 1067 | 1066 |
| 361 - 540 days (13 - 18 months) | 1209 | 1205 | 1173 | 1147 | 1171 | 1157 | 1172 | 1147 | 1097 | 1085 | 1048 | 1014 | 1026 |
| 541 - 720 days (19 - 24 months) | 332 | 297 | 294 | 316 | 327 | 297 | 295 | 306 | 332 | 315 | 317 | 316 | 332 |
| > 720 days (> 24 months) | 135 | 135 | 139 | 127 | 130 | 130 | 138 | 141 | 142 | 140 | 145 | 142 | 158 |
| Asbestos Cases (active) - SEA | | | | | | | | | | | | | |
| Median Age (50 th percentile) * | 650 | 678 | 701 | 629 | 556 | 542 | 533 | 528 | 550 | 460 | 463 | 485 | 525 |
| # of Cases in Age Interval | | | | | | | | | | | | | |
| 0 - 120 days (0 - 4 months) | 3 | 4 | 10 | 17 | 18 | 23 | 17 | 14 | 13 | 12 | 9 | 7 | 7 |
| 121 - 240 days (5 - 8 months) | 10 | 8 | 6 | 6 | 4 | 1 | 12 | 16 | 17 | 23 | 17 | 14 | 13 |
| 241 - 360 days (9 - 12 months) | 10 | 8 | 6 | 8 | 7 | 7 | 6 | 4 | 3 | 1 | 12 | 16 | 15 |
| 361 - 540 days (13 - 18 months) | 14 | 12 | 12 | 12 | 12 | 12 | 11 | 12 | 11 | 12 | 9 | 9 | 8 |
| 541 - 720 days (19 - 24 months) | 10 | 13 | 14 | 11 | 10 | 10 | 12 | 10 | 11 | 10 | 11 | 12 | 12 |
| > 720 days (> 24 months) | 40 | 42 | 43 | 45 | 33 | 33 | 34 | 34 | 35 | 29 | 28 | 27 | 29 |

* Age of active pending cases is time elapsed from filing date to the end of the reporting period, minus any suspense time (in appeal, stay, mediation, arbitration) if applicable. The “median age” indicates the age of half (50%) of the pending cases (half are more, half are less) than the number of days indicated in the table.

(1) “General Civil” includes all civil actions (including RALJ), except “Matters Filed with Clerk” (Tax Warrants, Abstract of Judgment, Foreign Judgment, and Transcript of Judgment), Domestic, Probate, Guardianship, Adoption, and Paternity cases. Also, Starting June 2004, asbestos cases have been separated out.

Table 5. Age of Pending Cases (cont.)

| KNT | Jan 2011 | Feb 2011 | Mar 2011 | Apr 2011 | May 2011 | Jun 2011 | Jul 2011 | Aug 2011 | Sep 2011 | Oct 2011 | Nov 2011 | Dec 2011 | Jan 2012 |
|--|----------|----------|----------|----------|----------|----------|----------|----------|----------|----------|----------|----------|----------|
| Domestic - KNT | | | | | | | | | | | | | |
| Median Age (50 th percentile) * | 138 | 137 | 115 | 116 | 119 | 115 | 126 | 120 | 128 | 130 | 132 | 138 | 141 |
| # of Cases in Age Interval | | | | | | | | | | | | | |
| 0 - 120 days (0 - 4 months) | 781 | 814 | 929 | 911 | 897 | 926 | 865 | 891 | 857 | 852 | 843 | 785 | 772 |
| 121 - 240 days (5 - 8 months) | 506 | 482 | 425 | 407 | 409 | 420 | 501 | 485 | 497 | 509 | 499 | 503 | 484 |
| 241 - 360 days (9 - 12 months) | 279 | 277 | 255 | 267 | 262 | 236 | 211 | 187 | 207 | 210 | 245 | 254 | 252 |
| 361 - 540 days (13 - 18 months) | 96 | 106 | 107 | 102 | 118 | 118 | 116 | 105 | 105 | 108 | 96 | 93 | 98 |
| > 540 days (> 18 months) | 90 | 89 | 97 | 93 | 101 | 107 | 98 | 107 | 108 | 109 | 116 | 120 | 118 |
| Probate - KNT | | | | | | | | | | | | | |
| Median Age (50 th percentile) * | 281 | 332 | 347 | 352 | 383 | 333 | 342 | 344 | 315 | 273 | 289 | 293 | 260 |
| # of Cases in Age Interval | | | | | | | | | | | | | |
| 0 - 120 days (0 - 4 months) | 28 | 18 | 19 | 22 | 20 | 28 | 29 | 30 | 24 | 27 | 25 | 23 | 26 |
| 121 - 240 days (5 - 8 months) | 10 | 12 | 6 | 6 | 6 | 4 | 6 | 8 | 12 | 13 | 15 | 16 | 16 |
| 241 - 360 days (9 - 12 months) | 10 | 9 | 9 | 8 | 9 | 8 | 4 | 3 | 4 | 4 | 5 | 7 | 9 |
| 361 - 540 days (13 - 18 months) | 23 | 20 | 22 | 20 | 16 | 15 | 12 | 11 | 10 | 9 | 7 | 7 | 6 |
| > 540 days (> 18 months) | 8 | 13 | 11 | 16 | 21 | 22 | 26 | 29 | 28 | 30 | 32 | 32 | 35 |
| Guardianship - KNT | | | | | | | | | | | | | |
| Median Age (50 th percentile) * | 77 | 75 | 72 | 48 | 69 | 67 | 54 | 60 | 53 | 61 | 69 | 78 | 100 |
| # of Cases in Age Interval | | | | | | | | | | | | | |
| 0 - 120 days (0 - 4 months) | 61 | 57 | 50 | 60 | 55 | 68 | 59 | 65 | 69 | 77 | 66 | 57 | 48 |
| 121 - 240 days (5 - 8 months) | 5 | 8 | 10 | 10 | 14 | 14 | 15 | 20 | 14 | 12 | 11 | 18 | 21 |
| 241 - 360 days (9 - 12 months) | 10 | 8 | 5 | 2 | 2 | 5 | 5 | 6 | 7 | 7 | 9 | 11 | 9 |
| 361 - 540 days (13 - 18 months) | 6 | 6 | 8 | 7 | 5 | 4 | 3 | 3 | 2 | 2 | 2 | 4 | 6 |
| > 540 days (> 18 months) | 7 | 9 | 8 | 6 | 7 | 5 | 4 | 4 | 5 | 5 | 5 | 4 | 4 |
| Adoption - KNT | | | | | | | | | | | | | |
| Median Age (50 th percentile) * | 193 | 182 | 145 | 153 | 173 | 236 | 245 | 276 | 306 | 228 | 151 | 326 | 352 |
| # of Cases in Age Interval | | | | | | | | | | | | | |
| 0 - 120 days (0 - 4 months) | 27 | 30 | 27 | 28 | 25 | 15 | 14 | 14 | 13 | 21 | 27 | 11 | 12 |
| 121 - 240 days (5 - 8 months) | 6 | 8 | 12 | 9 | 14 | 14 | 15 | 15 | 9 | 6 | 5 | 6 | 6 |
| 241 - 360 days (9 - 12 months) | 4 | 3 | 2 | 4 | 2 | 5 | 6 | 4 | 9 | 8 | 9 | 10 | 5 |
| 361 - 540 days (13 - 18 months) | 9 | 9 | 8 | 5 | 5 | 4 | 3 | 5 | 4 | 3 | 3 | 3 | 7 |
| > 540 days (> 18 months) | 19 | 19 | 15 | 17 | 19 | 20 | 21 | 21 | 20 | 13 | 14 | 13 | 13 |
| Paternity - KNT | | | | | | | | | | | | | |
| Median Age (50 th percentile) * | 104 | 104 | 85 | 60 | 71 | 82 | 82 | 64 | 66 | 81 | 86 | 95 | 96 |
| # of Cases in Age Interval | | | | | | | | | | | | | |
| 0 - 120 days (0 - 4 months) | 122 | 104 | 120 | 137 | 142 | 145 | 135 | 145 | 160 | 164 | 141 | 125 | 122 |
| 121 - 240 days (5 - 8 months) | 61 | 62 | 43 | 36 | 40 | 35 | 46 | 51 | 49 | 46 | 51 | 65 | 59 |
| 241 - 360 days (9 - 12 months) | 16 | 15 | 13 | 12 | 11 | 11 | 9 | 3 | 2 | 5 | 8 | 12 | 11 |
| 361 - 540 days (13 - 18 months) | 3 | 2 | 1 | 1 | 3 | 4 | 6 | 6 | 5 | 4 | 3 | 3 | 1 |
| > 540 days (> 18 months) | 1 | 2 | 1 | 1 | 1 | 1 | 2 | 1 | 1 | 0 | 2 | 1 | 3 |
| General Civil⁽¹⁾ - KNT | | | | | | | | | | | | | |
| Median Age (50 th percentile) * | 160 | 166 | 149 | 139 | 138 | 142 | 140 | 142 | 151 | 153 | 162 | 160 | 168 |
| # of Cases in Age Interval | | | | | | | | | | | | | |
| 0 - 120 days (0 - 4 months) | 1232 | 1150 | 1282 | 1306 | 1368 | 1231 | 1337 | 1342 | 1246 | 1242 | 1158 | 1167 | 1166 |
| 121 - 240 days (5 - 8 months) | 616 | 610 | 562 | 542 | 573 | 609 | 637 | 683 | 678 | 646 | 637 | 610 | 576 |
| 241 - 360 days (9 - 12 months) | 423 | 441 | 439 | 451 | 424 | 411 | 397 | 380 | 414 | 427 | 452 | 484 | 471 |
| 361 - 540 days (13 - 18 months) | 446 | 429 | 412 | 395 | 387 | 384 | 407 | 435 | 418 | 415 | 403 | 384 | 422 |
| 541 - 720 days (19 - 24 months) | 141 | 140 | 116 | 114 | 117 | 108 | 109 | 98 | 109 | 103 | 105 | 112 | 121 |
| > 720 days (> 24 months) | 55 | 52 | 43 | 37 | 36 | 46 | 47 | 42 | 45 | 42 | 44 | 47 | 48 |

* Age of active pending cases is time elapsed from filing date to the end of the reporting period, minus any suspense time (in appeal, stay, mediation, arbitration) if applicable. The "median age" indicates the age of half (50%) of the pending cases (half are more, half are less) than the number of days indicated in the table.

(1) "General Civil" includes all civil actions (including RALJ), except "Matters Filed with Clerk" (Tax Warrants, Abstract of Judgment, Foreign Judgment, and Transcript of Judgment), Domestic, Probate, Guardianship, Adoption, and Paternity cases.

Table 6. SEA/KNT Filings, Resolutions, and Pending Caseload as a Percentage of All Cases

| | Jan 2011 | Feb 2011 | Mar 2011 | Apr 2011 | May 2011 | Jun 2011 | Jul 2011 | Aug 2011 | Sep 2011 | Oct 2011 | Nov 2011 | Dec 2011 | Jan 2012 ⁽¹⁾ |
|---|-------------|-------------|-------------|-------------|-------------|-------------|-------------|-------------|-------------|-------------|-------------|-------------|----------------------------|
| Total Filings ⁽²⁾ | | | | | | | | | | | | | |
| SEA - # of Cases Filed | 2161 | 2126 | 2534 | 2373 | 2154 | 2314 | 2207 | 2553 | 2139 | 2149 | 2071 | 1937 | 1908 |
| KNT - # of Cases Filed | 1497 | 1255 | 1549 | 1461 | 1420 | 1528 | 1375 | 1486 | 1318 | 1305 | 1248 | 1250 | 1136 |
| SEA % | 59% | 63% | 62% | 62% | 60% | 60% | 62% | 63% | 62% | 62% | 62% | 61% | 63% |
| KNT % | 41% | 37% | 38% | 38% | 40% | 40% | 38% | 37% | 38% | 38% | 38% | 39% | 37% |
| Total Cases Assigned | | | | | | | | | | | | | |
| SEA - # of Cases Assigned | 1282 | 1239 | 1482 | 1493 | 1285 | 1317 | 1337 | 1668 | 1357 | 1310 | 1248 | 1150 | 1123 |
| KNT - # of Cases Assigned | 787 | 683 | 856 | 810 | 749 | 737 | 761 | 862 | 67% | 755 | 727 | 691 | 649 |
| SEA % | 62% | 65% | 63% | 65% | 63% | 64% | 36% | 66% | 67% | 671 | 63% | 63% | 63% |
| KNT % | 38% | 35% | 37% | 35% | 37% | 36% | | 34% | 33% | 37% | 37% | 37% | 37% |
| Total Resolutions ⁽²⁾ | | | | | | | | | | | | | |
| SEA - # of Cases Resolved | 2423 | 2240 | 2580 | 2551 | 2269 | 2482 | 2219 | 2380 | 2328 | 2292 | 2228 | 2227 | 1960 |
| KNT - # of Cases Resolved | 1643 | 1423 | 1541 | 1579 | 1435 | 1709 | 1355 | 1531 | 1413 | 1381 | 1369 | 1347 | 1196 |
| SEA % | 60% | 61% | 63% | 62% | 61% | 59% | 62% | 61% | 62% | 62% | 62% | 62% | 62% |
| KNT % | 40% | 39% | 37% | 38% | 39% | 41% | 38% | 39% | 38% | 38% | 38% | 38% | 38% |
| Total Pending Cases ⁽²⁾ | | | | | | | | | | | | | |
| SEA - # of Cases Pending | 10581 | 10513 | 10528 | 10463 | 10451 | 10270 | 10350 | 10641 | 10517 | 10467 | 10366 | 10094 | 10064 |
| KNT - # of Cases Pending | 5101 | 5004 | 5057 | 5032 | 5109 | 5023 | 5144 | 5199 | 5131 | 5119 | 5038 | 4987 | 4947 |
| SEA % | 68% | 68% | 68% | 68% | 67% | 67% | 67% | 67% | 67% | 67% | 67% | 67% | 67% |
| KNT % | 32% | 32% | 32% | 32% | 33% | 33% | 33% | 33% | 33% | 33% | 33% | 33% | 33% |

Note: Include civil actions (including RALJ, asbestos cases), except "Matters Filed with Clerk" (Tax Warrants, Abstract of Judgment, Foreign Judgment, and Transcript of Judgment), domestic, probate, guardianship, adoption, and paternity cases.

- (1) Reflects all documents received by **02/15/2012**.
- (2) These categories include cases (case types 2, 3, 4 and 5) with no assignment to judges.

Table 7. Asbestos Cases: Filings, Resolutions, Pending Resolution

| | Feb 2011 | Mar 2011 | Apr 2011 | May 2011 | Jun 2011 | Jul 2011 | Aug 2011 | Sep 2011 | Oct 2011 | Nov 2011 | Dec 2011 | Jan 2012 | |
|--|-------------------|----------|----------|----------|----------|----------|----------|----------|----------|----------|----------|----------|----|
| Filings | 1 | 7 | 7 | 1 | 7 | 5 | 2 | 0 | 5 | 3 | 0 | 0 | |
| Resolutions | 1 | 3 | 1 | 17 | 3 | 3 | 5 | 0 | 11 | 6 | 1 | 1 | |
| Pending Resolution by Filing Year * | <= 1993 | 0 | 0 | 0 | 0 | 0 | 0 | 0 | 0 | 0 | 0 | 0 | |
| | 1994 | 0 | 0 | 0 | 0 | 0 | 0 | 0 | 0 | 0 | 0 | 0 | |
| | 1995 | 0 | 0 | 0 | 0 | 0 | 0 | 0 | 0 | 0 | 0 | 0 | |
| | 1996 | 0 | 0 | 0 | 0 | 0 | 0 | 0 | 0 | 0 | 0 | 0 | |
| | 1997 | 0 | 0 | 0 | 0 | 0 | 0 | 0 | 0 | 0 | 0 | 0 | |
| | 1998 | 0 | 0 | 0 | 0 | 0 | 0 | 0 | 0 | 0 | 0 | 0 | |
| | 1999 | 0 | 0 | 0 | 0 | 0 | 0 | 0 | 0 | 0 | 0 | 0 | |
| | 2000 | 0 | 0 | 0 | 0 | 0 | 0 | 0 | 0 | 0 | 0 | 0 | |
| | 2001 | 1 | 1 | 1 | 1 | 1 | 1 | 1 | 1 | 1 | 1 | 1 | 1 |
| | 2002 | 0 | 0 | 0 | 0 | 0 | 0 | 0 | 0 | 0 | 0 | 0 | 0 |
| | 2003 | 0 | 0 | 0 | 0 | 0 | 0 | 0 | 0 | 0 | 0 | 0 | 0 |
| | 2004 | 6 | 6 | 6 | 5 | 5 | 5 | 4 | 4 | 2 | 2 | 2 | 2 |
| | 2005 | 3 | 3 | 3 | 2 | 2 | 2 | 2 | 2 | 2 | 2 | 2 | 2 |
| | 2006 | 5 | 5 | 5 | 3 | 3 | 3 | 1 | 1 | 1 | 0 | 0 | 0 |
| | 2007 | 10 | 10 | 10 | 7 | 6 | 6 | 6 | 6 | 4 | 4 | 4 | 4 |
| | 2008 | 14 | 14 | 13 | 9 | 9 | 9 | 8 | 8 | 7 | 6 | 6 | 6 |
| | 2009 | 22 | 22 | 22 | 17 | 17 | 17 | 17 | 17 | 16 | 15 | 15 | 15 |
| | 2010 | 24 | 21 | 22 | 21 | 20 | 21 | 21 | 21 | 19 | 19 | 19 | 19 |
| | 2011 | 2 | 9 | 17 | 19 | 23 | 28 | 30 | 30 | 35 | 37 | 36 | 35 |
| 2012 | | | | | | | | | | | | 0 | |
| Total | 87 | 91 | 99 | 84 | 86 | 92 | 90 | 90 | 87 | 86 | 85 | 84 | |

* Including "ACT", "RSTY", and "RAPP" status.

Bankruptcy cases are treated as "resolved and completed" cases and therefore no longer counted in this table starting March 2005.

Appendix Glossary and Definition

Active Status

A case is active if it is not on suspense status (see Suspense Status).

Adjustment

The adjustment for pending cases that are related to suspense and reactivation.

Adoption Cases

This reporting category includes the following “cause-of-action” codes within SCOMIS case type 5:

- Relinquishment (REL)
- Termination of Parent/Child Relationship (TER)
- Adoption (ADP)
- Miscellaneous (MSC)
- Name Change - Confidential (CHN)
- Initial Pre-Placement Report Filed with Clerk (PPR)

Annual Filings

Total number of new case filings during the calendar year (January 1 to December 31)

Case

A case is defined as a filing with an assigned case number.

Case Age

The age of a case is the time (number of days) since the filing date, less any suspense time if applicable.

General Civil Cases (excl. RALJ)

“General Civil” include all civil matters other than appeals from courts of limited jurisdiction and “Matters Filed with Clerk”. Domestic, Probate, Guardianship, Adoption, and Paternity cases. “General Civil” include small claims as identified by the “Small Claim Track”. This reporting category includes the following “cause-of-action” codes within SCOMIS case type 2:

- Administrative Law Review (ALR)
- Change of Name - Non-Confidential (CHN)
- Collection (COL)
- Commercial (COM)
- Condemnation (CON)
- Appeal of a Department of Licensing Revocation (DOL)
- Domestic Violence Protection (DVP)
- Emancipation of Minor (EOM)
- Foreclosure (FOR)
- Civil Harassment (HAR)
- Injunction (INJ)
- Other Malpractice (MAL)
- Medical Malpractice (MED)
- Meretricious Relationship (MER)
- Malicious Harassment (MHA)
- Miscellaneous (MSC)
- Minor Settlement (MST) - *as of 10/1/96, under Guardianship*
- Petition of Civil Commitment- Sexual Predator (PCC)
- Property Fairness (PFA)
- Personal Injury (PIN)
- Property Damage (PRP)
- Quiet Title (QTI)
- Small Claims (LCA/LCI on “Small Claim Track”)
- Seizure of Property from the Commission of a Crime (SPC)
- Seizure of Property Resulting from a Crime (SPR)
- Tort Motor Vehicle (TMV)
- Tort Other (TTO)
- Unlawful Detainer (UND)
- Wrongful Death (WDE)
- Writ of Habeas Corpus (WHC)
- Miscellaneous Writ (WMW)
- Writ of Mandamus (WRM)
- Writ of Restitution (WRR)
- Writ of Review (WRV)

Completion

A case is completed when dispositive document is filed with the court following resolution.

Domestic Cases

This reporting category includes the following “cause-of-action” codes within SCOMIS case type 3:

- Annulment – Invalidity (INV)
- Child Custody (CUS)
- Dissolution With Children Of The Marriage (DIC)
- Dissolution With No Children Of The Marriage (DIN)
- Dissolution of Domestic Partnership – With Children (DPC)
- Dissolution of Domestic Partnership – With No Children (DPN)
- Foreign Judgment (FJU)
- Invalidity – Domestic Partnership (INP)
- Mandatory Wage Assignment (MWA)
- Miscellaneous (MSC)

- Modification (MOD)
- Modification – Support Only (MDS)
- Out-Of-State Child Custody (OSC)
- Parenting Plan / Child Support (PPS)
- Reciprocal, Respondent In-County (RIC)
- Reciprocal, Respondent Out-of-County (ROC)
- Legal Separation (SEP)
- Legal Separation – Domestic Partnership (SPD)

End Pending

Total number of pending cases at the end of reporting period.

Guardianship Cases

This reporting category includes the following “cause-of-action” codes within SCOMIS case type 4:

- Guardianship/Estate (G/E)
- Guardianship (GND)
- Limited Guardianship (LGD)
- Minor Settlement (MST)

Median Age

The median age is the time that 50% of the cases are under and 50% are above the given age. For example, if pending cases have a median age of 12 months, it means that 50% of the pending cases are within the age of 12 months, and 50% of pending cases are over 12 months. The median age is more robust to cases with extreme age values than the average age.

Number of Resolutions

Total number of cases resolved during the reporting period.

Paternity Cases

This reporting category includes the following “cause-of-action” codes within SCOMIS case type 5:

- Modification (MOD)
- Paternity (PAT)
- Paternity/URES/EIFSA (PUR)

Pending Case

A case is defined as pending if it is unresolved and active (not in suspense).

Previous Pending

Total number of pending cases at the beginning of reporting period.

Probate Cases

This reporting category includes the following “cause-of-action” codes within SCOMIS case type 4:

- Absentee (ABS)
- Disclaimer (DSC)
- Estate (EST)
- Foreign Will (FNW)
- Miscellaneous (MSC)
- Non-Probate Notice to Creditors (NNC)
- Will Only (WLL)
- Other Non-specified Resolutions

Reactivated Case

A case returns to active status from suspense status during the reporting period.

Resolution

A case is resolved if all issues in the complaint are fully adjudicated.

Suspended Case

A case is placed in suspense status from active status during the reporting period.

Suspense Status

A case is on suspense status if it is on warrant, appeal, stay, mediation, arbitration (“Deferred Prosecution” is not a suspense status, but is treated as a resolution).

Suspense Time

Time (days) that a case is on suspense status before its resolution. If a case has more than one suspense between filing and resolution, the suspense time is the total from all suspenses. Time on suspense status after resolution (e.g., appeals) is not counted.