

King County Superior Court

Civil Department Statistical Report

August 2012

Department of Judicial Administration
Prepared by: Shiquan Liao, Ph.D., Statistician

Release Date: September 20, 2012

Report #: CV-2012-08

Figure 1. Monthly Filings for SEA, KNT and SEA/KNT Combined

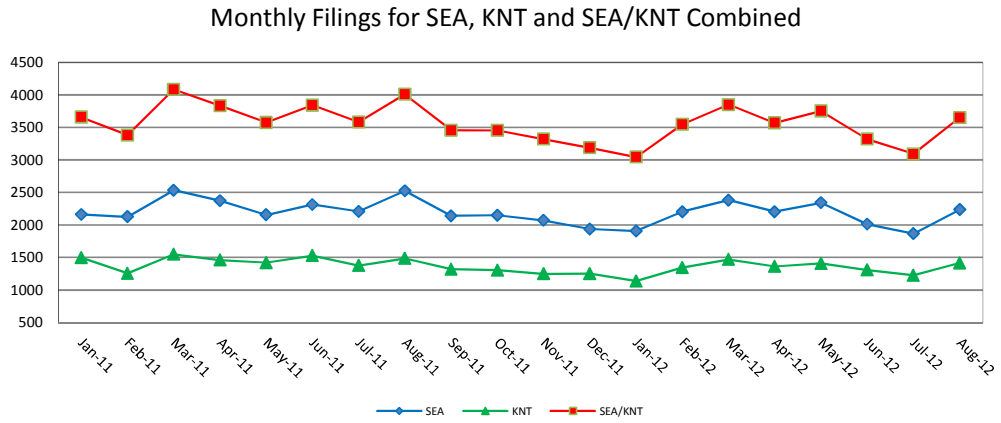


Figure 2. Monthly Resolutions for SEA, KNT and SEA/KNT Combined

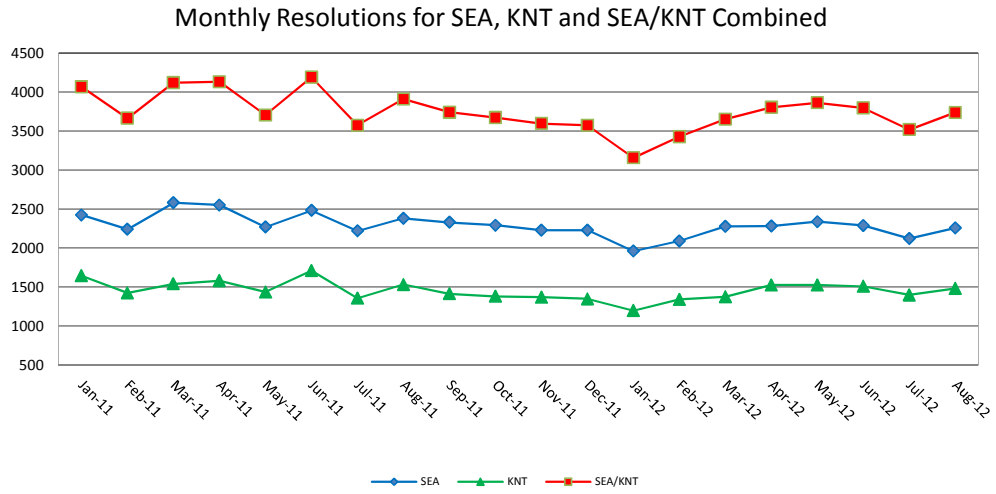


Figure 3. Monthly Pending Caseload for SEA, KNT and SEA/KNT Combined

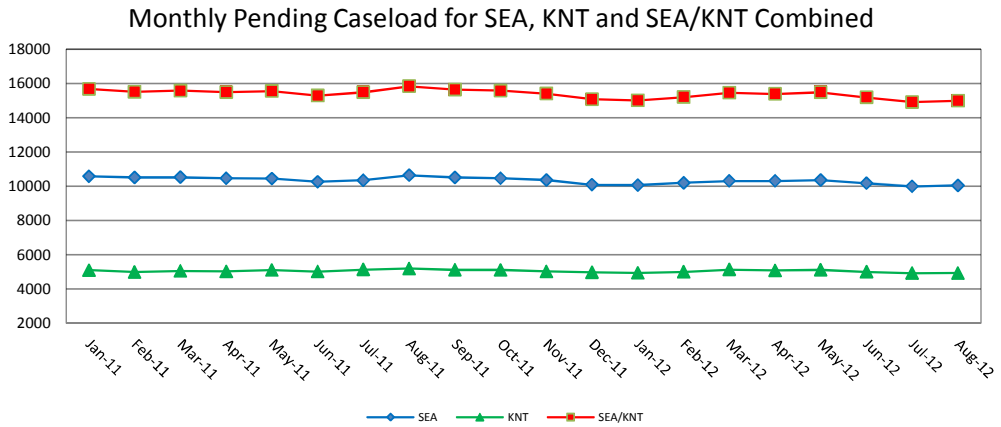


Table 1. Monthly New Filings

SEA	Jan	Feb	Mar	Apr	May	Jun	Jul	Aug	Sep	Oct	Nov	Dec	Adj ⁽¹⁾	Annual
TOTAL - SEA														
2010	2147	2187	2467	2309	2171	2322	2236	2296	2335	2109	2015	2127	(-66)	26655
2011	2161	2126	2534	2373	2154	2314	2207	2553	2139	2149	2071	1937	(-132)	26556
2012 ⁽³⁾	1908	2204	2382	2204	2342	2011	1867	2236						
Domestic - SEA														
2010	384	409	468	454	406	410	426	413	433	377	348	375	(-5)	4898
2011	364	382	446	435	405	432	383	429	457	423	397	367	(-37)	4883
2012 ⁽³⁾	338	427	452	444	407	385	386	434						
Probate - SEA														
2010	329	301	370	362	328	357	314	334	343	294	320	355	(-1)	4006
2011	361	380	433	362	359	410	355	333	309	319	326	302	(+5)	4254
2012 ⁽³⁾	336	365	410	382	387	367	304	346						
Guardianship - SEA														
2010	46	44	52	51	49	45	50	52	44	39	35	35	(-5)	537
2011	52	41	45	43	41	48	40	53	39	55	30	46	(-4)	529
2012 ⁽³⁾	35	31	50	50	52	56	37	51						
Adoption - SEA														
2010	42	43	53	50	39	44	41	53	41	39	45	40	(-3)	527
2011	37	32	51	32	50	48	37	31	40	43	48	67	(-3)	513
2012 ⁽³⁾	22	34	40	28	39	22	31	32						
Paternity - SEA														
2010	46	40	67	50	39	54	43	55	43	51	26	38	(+2)	554
2011	32	45	55	42	30	32	39	51	49	25	42	36	(+29)	477
2012 ⁽³⁾	43	66	50	53	39	57	32	57						
General Civil⁽²⁾ - SEA														
2010	1298	1350	1454	1341	1309	1408	1359	1387	1425	1308	1241	1282	(-58)	16104
2011	1314	1245	1497	1452	1268	1337	1348	1654	1245	1279	1225	1119	(-126)	15857
2012 ⁽³⁾	1134	1278	1376	1245	1414	1121	1074	1312						
Asbestos Cases - SEA														
2010	2	0	3	1	1	4	3	2	6	1	0	2	(+4)	29
2011	1	1	7	7	1	7	5	2	0	5	3	0	(+4)	43
2012 ⁽³⁾	0	3	4	2	4	3	3	4						
KNT														
TOTAL - KNT														
2010	1345	1207	1527	1404	1342	1457	1459	1492	1438	1365	1105	1633	(+24)	16798
2011	1497	1255	1549	1461	1420	1528	1375	1486	1318	1305	1248	1250	(+140)	16832
2012 ⁽³⁾	1136	1344	1468	1364	1408	1307	1226	1415						
Domestic - KNT														
2010	236	225	312	255	261	247	232	251	290	222	190	219	(+12)	2952
2011	258	231	312	220	240	283	227	262	230	242	234	202	(+41)	2982
2012 ⁽³⁾	211	266	267	240	203	234	237	291						
Probate - KNT														
2010	92	80	103	106	85	95	107	121	108	101	85	113	(+1)	1197
2011	126	83	107	127	104	100	95	92	77	95	90	72	(+1)	1169
2012 ⁽³⁾	81	100	113	107	110	100	105	88						
Guardianship - KNT														
2010	20	26	33	30	22	39	20	33	28	40	33	25	(+7)	356
2011	24	21	21	30	18	29	23	35	30	28	25	19	(-1)	302
2012 ⁽³⁾	14	35	39	39	23	27	27	33						
Adoption - KNT														
2010	13	12	10	11	20	13	6	21	10	13	13	14	(+3)	159
2011	15	15	13	7	15	21	9	6	11	15	18	27	(-4)	176
2012 ⁽³⁾	5	7	11	12	15	6	6	14						
Paternity - KNT														
2010	51	64	64	70	38	57	65	58	50	34	48	37	(-1)	635
2011	47	22	63	56	42	45	51	57	51	48	43	36	(0)	561
2012 ⁽³⁾	36	65	74	45	64	41	42	55						
General Civil⁽²⁾ - KNT														
2010	933	800	1005	932	916	1006	1029	1008	952	955	736	1225	(+2)	11499
2011	1027	883	1033	1021	1001	1050	970	1034	919	877	838	894	(+95)	11642
2012 ⁽³⁾	789	871	964	921	993	899	809	934						

Note: Table 1 presents total number of cases filed and designated to SEA and KNT. Modifications/Re-opened cases (under the original case number) are not included because SCOMIS currently lacks the capability in capturing re-opens and modifications.

- (1) "Adj" = adjustment made at year-end if necessary.
- (2) "General Civil" includes all civil actions (including RALJ), except "Matters Filed with Clerk" (Tax Warrants, Abstract of Judgment, Foreign Judgment, and Transcript of Judgment), Domestic, Probate, Guardianship, Adoption, and Paternity cases. Also, starting June 2004, asbestos cases have been separated out.
- (3) Reflects all documents received by **09/15/2012**. Year-end adjustment may be needed to reflect data entered after the time of this monthly report.

Table 2. Monthly Resolutions

SEA	Jan	Feb	Mar	Apr	May	Jun	Jul	Aug	Sep	Oct	Nov	Dec	Adj ⁽¹⁾	Annual
TOTAL - SEA														
2010	2223	2170	2602	2492	2506	2392	2354	2428	2358	2240	2143	2127	(-683)	27748
2011	2423	2240	2580	2551	2269	2482	2219	2380	2328	2292	2228	2227	(-655)	27564
2012 ⁽³⁾	1960	2089	2278	2280	2337	2288	2121	2256						
Domestic - SEA														
2010	393	343	405	417	420	413	439	449	394	387	374	375	(-53)	4837
2011	424	385	456	404	402	429	419	400	422	433	394	482	(-45)	5005
2012 ⁽³⁾	311	391	396	351	444	411	413	442						
Probate - SEA														
2010	311	279	410	350	331	379	318	372	328	303	326	355	(-20)	4034
2011	364	387	423	372	381	418	351	337	310	317	337	287	(-16)	4268
2012 ⁽³⁾	311	354	398	371	387	363	302	349						
Guardianship - SEA														
2010	41	48	71	44	44	65	51	45	62	47	36	35	(-5)	593
2011	35	33	48	45	45	49	36	43	53	33	45	37	(0)	502
2012 ⁽³⁾	31	40	40	49	60	40	47	46						
Adoption - SEA														
2010	31	49	39	60	40	54	38	48	35	39	33	40	(+1)	536
2011	40	30	46	35	45	41	44	44	33	32	35	98	(0)	523
2012 ⁽³⁾	15	19	33	24	27	39	31	35						
Paternity - SEA														
2010	32	33	37	41	74	76	43	26	62	54	38	38	(-2)	566
2011	67	56	61	47	40	34	54	34	47	37	45	34	(-4)	552
2012 ⁽³⁾	44	43	40	58	55	35	37	44						
General Civil⁽²⁾ - SEA														
2010	1408	1378	1634	1565	1587	1404	1455	1487	1477	1408	1333	1282	(-603)	17083
2011	1493	1348	1543	1647	1339	1508	1312	1517	1463	1429	1366	1288	(-590)	16663
2012 ⁽³⁾	1247	1237	1365	1424	1360	1396	1288	1309						
Asbestos Cases - SEA														
2010	7	40	6	15	10	1	10	1	0	2	3	2	(-1)	99
2011	0	1	3	1	1	3	3	5	0	11	6	1	(0)	51
2012 ⁽³⁾	1	5	6	3	4	4	3	31						
KNT														
TOTAL - KNT														
2010	1345	1392	1404	1607	1460	1469	1582	1576	1464	1521	1217	1633	(-616)	17091
2011	1643	1423	1541	1579	1435	1709	1355	1531	1413	1381	1369	1347	(-454)	17272
2012 ⁽³⁾	1196	1339	1373	1525	1414	1508	1397	1480						
Domestic - KNT														
2010	238	217	237	256	224	291	254	254	240	265	178	219	(-16)	2944
2011	236	215	275	255	237	275	242	293	228	238	235	242	(-24)	2947
2012 ⁽³⁾	238	252	250	240	237	264	253	259						
Probate - KNT														
2010	79	82	115	107	86	95	106	127	105	104	84	113	(-12)	1188
2011	125	92	104	125	106	95	97	89	81	90	91	78	(-6)	1167
2012 ⁽³⁾	76	99	117	106	111	100	105	91						
Guardianship - KNT														
2010	20	18	27	39	37	27	19	38	26	34	31	25	(+5)	354
2011	42	24	25	27	20	17	35	23	32	22	35	18	(+2)	322
2012 ⁽³⁾	18	25	26	37	24	36	22	37						
Adoption - KNT														
2010	10	8	13	11	14	17	9	14	20	17	7	14	(+1)	162
2011	7	13	18	7	14	31	8	6	16	19	11	42	(0)	192
2012 ⁽³⁾	5	5	6	6	10	12	8	10						
Paternity - KNT														
2010	40	51	40	60	55	68	71	72	58	70	54	37	(0)	723
2011	44	40	64	49	33	47	49	49	37	49	54	37	(+6)	558
2012 ⁽³⁾	45	40	45	41	50	46	46	67						
General Civil⁽²⁾ - KNT														
2010	958	1016	972	1134	1044	971	1123	1071	1015	1031	863	1225	(-594)	11720
2011	1189	1039	1055	1116	1025	1244	924	1071	1019	963	943	930	(-432)	12086
2012 ⁽³⁾	814	918	929	1095	981	1050	963	1016						

Note: Table 2 presents total number of resolutions of SEA and KNT cases. Modifications/Re-opened cases (under the original case number) are not included because SCOMIS currently lacks the capability in capturing re-opens and modifications.

- (1) "Adj" = adjustment made at the end of the year if necessary.
- (2) "General Civil" include all civil actions (including RALJ), except "Matters Filed with Clerk" (Tax Warrants, Abstract of Judgment, Foreign Judgment, and Transcript of Judgment), Domestic, Probate, Guardianship, Adoption, and Paternity cases. Also, starting June 2004, asbestos cases have been separated out.
- (3) Reflects all documents received by 09/15/2012. Year-end adjustment may be needed to reflect data entered after the time of this monthly report.

Table 3. Percentage of Cases Resolved in Specified Time Intervals

SEA	Jul 2011	Aug 2011	Sep 2011	Oct 2011	Nov 2011	Dec 2011	Jan 2012	Feb 2012	Mar 2012	Apr 2012	May 2012	Jun 2012	Jul 2012	Aug 2012
Domestic - SEA														
90% in 8 months	68%	69%	67%	70%	69%	77%	70%	69%	64%	70%	66%	63%	64%	68%
98% in 10 months	76%	75%	74%	76%	76%	84%	75%	77%	72%	78%	76%	72%	93%	73%
100% in 14 months	95%	95%	93%	93%	92%	96%	93%	93%	93%	94%	95%	94%	95%	93%
Probate - SEA														
90% in 8 months	98%	99%	97%	98%	98%	99%	99%	100%	99%	100%	99%	97%	98%	98%
98% in 18 months	99%	100%	99%	99%	99%	100%	99%	100%	99%	100%	99%	99%	99%	99%
100% in 36 months	100%	100%	99%	99%	100%	100%	100%	100%	100%	100%	99%	100%	100%	100%
Guardianship - SEA														
90% in 8 months	89%	98%	93%	91%	93%	92%	90%	88%	90%	84%	95%	98%	92%	89%
98% in 18 months	95%	100%	98%	100%	98%	97%	97%	98%	98%	92%	100%	100%	96%	98%
100% in 36 months	100%	100%	100%	100%	100%	100%	100%	100%	100%	96%	100%	100%	98%	100%
Adoption - SEA														
90% in 8 months	91%	93%	82%	84%	91%	94%	100%	100%	94%	96%	89%	77%	87%	89%
98% in 10 months	91%	98%	82%	87%	91%	97%	100%	100%	94%	96%	96%	90%	87%	92%
100% in 14 months	96%	98%	85%	93%	97%	97%	100%	100%	100%	100%	96%	95%	97%	94%
Paternity - SEA														
90% in 8 months	78%	88%	87%	87%	89%	79%	91%	88%	85%	90%	89%	83%	92%	73%
98% in 10 months	85%	100%	89%	95%	96%	85%	96%	88%	88%	95%	91%	91%	97%	89%
100% in 14 months	98%	100%	94%	97%	100%	94%	100%	95%	93%	98%	98%	97%	100%	98%
General Civil⁽¹⁾ - SEA														
90% in 12 months	80%	82%	83%	79%	82%	80%	83%	83%	84%	83%	83%	80%	82%	79%
98% in 18 months	91%	94%	94%	92%	93%	91%	94%	93%	93%	91%	93%	91%	93%	91%
100% in 24 months	98%	98%	98%	98%	98%	98%	98%	99%	98%	98%	98%	98%	98%	98%
KNT														
Domestic - KNT														
90% in 8 months	63%	64%	72%	63%	68%	68%	63%	62%	60%	59%	62%	60%	64%	64%
98% in 10 months	71%	70%	78%	73%	75%	80%	75%	73%	70%	70%	71%	71%	74%	74%
100% in 14 months	87%	89%	92%	87%	91%	94%	91%	90%	88%	90%	91%	92%	91%	91%
Probate - KNT														
90% in 8 months	97%	99%	96%	100%	99%	97%	99%	100%	99%	99%	99%	100%	100%	98%
98% in 18 months	100%	99%	96%	100%	100%	99%	100%	100%	99%	100%	99%	100%	100%	99%
100% in 36 months	100%	99%	100%	100%	100%	99%	100%	100%	99%	100%	100%	100%	100%	99%
Guardianship - KNT														
90% in 8 months	86%	91%	94%	91%	97%	89%	100%	96%	92%	95%	92%	94%	96%	92%
98% in 18 months	97%	100%	100%	100%	100%	94%	100%	100%	100%	97%	100%	100%	100%	97%
100% in 36 months	100%	100%	100%	100%	100%	100%	100%	100%	100%	100%	100%	100%	100%	97%
Adoption - KNT														
90% in 8 months	88%	100%	88%	42%	100%	98%	80%	80%	100%	67%	100%	75%	88%	100%
98% in 10 months	100%	100%	88%	42%	100%	98%	80%	80%	100%	67%	100%	83%	100%	100%
100% in 14 months	100%	100%	88%	47%	100%	98%	80%	100%	100%	83%	100%	83%	100%	100%
Paternity - KNT														
90% in 8 months	90%	84%	89%	94%	94%	87%	93%	93%	87%	90%	82%	83%	76%	84%
98% in 10 months	98%	94%	92%	94%	98%	95%	98%	96%	91%	95%	88%	92%	91%	91%
100% in 14 months	100%	96%	97%	94%	100%	95%	100%	98%	95%	100%	98%	98%	96%	97%
General Civil⁽¹⁾ - KNT														
90% in 12 months	90%	89%	92%	88%	90%	88%	92%	87%	91%	89%	89%	89%	89%	85%
98% in 18 months	96%	94%	98%	95%	95%	96%	97%	94%	96%	94%	96%	96%	96%	92%
100% in 24 months	98%	99%	100%	98%	99%	99%	99%	98%	99%	98%	99%	98%	99%	97%

Note: Table 3 presents the age of resolved cases – the time between filing and resolution, minus any suspense time if applicable. Modifications/Re-opened cases (under the original case number) are not included because SCOMIS currently lacks the capability in capturing re-opens and modifications.

Court adopted time guideline (based on suggestion from BJA State Advisory Committee, see LCR 4 official comment): (a) Civil - 90% by 360 days (12 months), 98% by 540 days (18 months); (b) Domestic - 90% by 240 days (8 months), 98% by 300 days (10 months); (c) Probate/Guardianship - 90% by 240 days (8 months), 98% by 540 days (18 months); (d) Adoption/Paternity - 90% by 240 days (8 months); 98% by 300 days (10 months).

(1) “General Civil” includes all civil actions (including RALJ), except “Matters Filed with Clerk” (Tax Warrants, Abstract of Judgment, Foreign Judgment, and Transcript of Judgment), Domestic, Probate, Guardianship, Adoption, and Paternity cases. NOT including asbestos cases, starting June 2004.

Table 4. Monthly Pending Caseload

SEA	Jan	Feb	Mar	Apr	May	Jun	Jul	Aug	Sep	Oct	Nov	Dec
TOTAL - SEA												
2011	10581	10513	10528	10463	10451	10270	10350	10641	10517	10467	10366	10094
2012 ⁽²⁾	10064	10201	10311	10307	10360	10174	9989	10049				
Domestic - SEA												
2011	2669	2668	2666	2708	2722	2725	2695	2731	2764	2763	2771	2666
2012 ⁽²⁾	2692	2724	2786	2877	2838	2810	2780	2784				
Probate - SEA												
2011	505	500	488	486	475	438	448	448	453	461	457	474
2012 ⁽²⁾	502	614	501	517	530	543	554	557				
Guardianship - SEA												
2011	158	165	161	160	156	154	157	167	153	174	159	167
2012 ⁽²⁾	170	161	168	170	161	177	167	171				
Adoption - SEA												
2011	155	155	160	158	163	168	162	149	156	167	180	149
2012 ⁽²⁾	156	171	177	181	193	175	176	175				
Paternity - SEA												
2011	205	194	191	186	178	176	163	181	184	171	169	171
2012 ⁽²⁾	170	194	203	198	182	204	198	213				
General Civil ⁽¹⁾ - SEA												
2011	6802	6744	6771	6666	6673	6523	6633	6875	6717	6644	6544	6382
2012 ⁽²⁾	6290	6355	6395	6285	6375	6184	6033	6077				
Asbestos Cases – SEA (active only)												
2011	87	87	91	99	84	86	92	90	90	87	86	85
2012 ⁽²⁾	84	82	81	79	81	81	81	72				

KNT	Jan	Feb	Mar	Apr	May	Jun	Jul	Aug	Sep	Oct	Nov	Dec
TOTAL - KNT												
2011	5101	5004	5057	5032	5109	5023	5144	5199	5131	5119	5038	4987
2012 ⁽²⁾	4947	5009	5145	5082	5131	5013	4924	4938				
Domestic - KNT												
2011	1752	1768	1813	1780	1787	1807	1790	1775	1774	1788	1799	1755
2012 ⁽²⁾	1724	1751	1770	1784	1751	1734	1732	1771				
Probate - KNT												
2011	79	72	67	72	72	77	77	81	78	83	84	85
2012 ⁽²⁾	92	93	78	79	83	88	91	91				
Guardianship - KNT												
2011	89	88	81	85	83	96	86	98	97	103	93	94
2012 ⁽²⁾	88	98	108	110	109	100	105	105				
Adoption - KNT												
2011	65	69	64	63	65	58	59	59	55	51	58	43
2012 ⁽²⁾	43	45	49	55	60	55	53	57				
Paternity - KNT												
2011	203	185	178	187	197	196	198	206	217	219	205	206
2012 ⁽²⁾	196	223	253	254	268	264	259	249				
General Civil ⁽¹⁾ - KNT												
2011	2913	2822	2854	2845	2905	2789	2934	2980	2910	2875	2799	2804
2012 ⁽²⁾	2804	2799	2887	2800	2860	2772	2684	2665				

SEA/KNT	Jan	Feb	Mar	Apr	May	Jun	Jul	Aug	Sep	Oct	Nov	Dec
TOTAL												
2011	15682	15517	15585	15495	15560	15293	15494	15840	15648	15586	15404	15081
2012 ⁽²⁾	15011	15210	15456	15389	15491	15187	14913	14987				

Note: Pending caseload = cases remain active and unresolved at the end of reporting period, excluding cases on suspense status (in arbitration, appeal). The pending caseload does not include re-opened cases and modifications (under the original case number) because SCOMIS currently lacks the capability in capturing the re-opens and modifications.

(1) "General Civil" includes all civil actions (including RALJ), except "Matters Filed with Clerk" (Tax Warrants, Abstract of Judgment, Foreign Judgment, and Transcript of Judgment), Domestic, Probate, Guardianship, Adoption, and Paternity cases. Also, Starting June 2004, asbestos cases have been separated out.

(2) Reflects all documents received by 09/15/2012.

Table 5. Age of Pending Cases

SEA	Aug 2011	Sep 2011	Oct 2011	Nov 2011	Dec 2011	Jan 2012	Feb 2012	Mar 2012	Apr 2012	May 2012	Jun 2012	Jul 2012	Aug 2012
Domestic – SEA													
Median Age (50 th percentile) *	108	107	104	108	110	120	121	117	112	108	114	118	120
# of Cases in Age Interval													
0 - 120 days (0 - 4 months)	1474	1522	1507	1498	1394	1352	1353	1407	1504	1531	1467	1425	1399
121 - 240 days (5 - 8 months)	723	729	754	775	747	778	794	791	754	691	731	749	776
241 - 360 days (9 - 12 months)	327	307	301	298	325	353	378	395	414	415	401	402	403
361 - 540 days (13 - 18 months)	126	122	117	112	108	113	111	112	125	126	130	124	120
> 540 days (> 18 months)	81	84	84	88	92	96	88	81	80	75	81	80	86
Probate – SEA													
Median Age (50 th percentile) *	683	708	728	758	774	753	761	760	755	737	733	739	733
# of Cases in Age Interval													
0 - 120 days (0 - 4 months)	70	76	78	74	81	95	86	97	105	104	99	91	84
121 - 240 days (5 - 8 months)	36	32	38	32	38	48	59	61	58	58	58	71	73
241 - 360 days (9 - 12 months)	13	16	18	28	30	28	35	29	34	43	52	55	55
361 - 540 days (13 - 18 months)	42	37	35	25	22	24	23	25	31	36	41	38	42
> 540 days (> 18 months)	287	292	292	298	303	307	311	289	289	289	293	299	303
Guardianship – SEA													
Median Age (50 th percentile) *	77	75	63	73	80	95	99	83	82	64	59	72	79
# of Cases in Age Interval													
0 - 120 days (0 - 4 months)	105	93	117	99	101	100	89	100	102	93	112	101	106
121 - 240 days (5 - 8 months)	33	24	21	23	28	30	35	31	30	28	21	20	16
241 - 360 days (9 - 12 months)	11	15	14	17	18	16	14	16	20	17	18	19	19
361 - 540 days (13 - 18 months)	7	11	11	11	12	17	15	12	12	16	17	15	18
> 540 days (> 18 months)	11	10	11	9	8	7	8	9	6	7	9	12	12
Adoption – SEA													
Median Age (50 th percentile) *	125	108	102	77	103	126	141	122	145	140	128	138	158
# of Cases in Age Interval													
0 - 120 days (0 - 4 months)	74	86	91	104	81	75	79	85	79	91	84	81	76
121 - 240 days (5 - 8 months)	24	21	30	29	19	30	36	36	44	35	29	32	30
241 - 360 days (9 - 12 months)	14	13	7	8	13	13	16	14	12	19	14	15	21
361 - 540 days (13 - 18 months)	13	12	15	14	9	11	11	12	14	14	16	14	12
> 540 days (> 18 months)	22	24	24	25	27	27	29	30	32	34	32	34	36
Paternity – SEA													
Median Age (50 th percentile) *	77	79	85	92	94	87	73	55	74	79	69	76	82
# of Cases in Age Interval													
0 - 120 days (0 - 4 months)	118	121	112	105	100	108	138	147	141	137	149	136	148
121 - 240 days (5 - 8 months)	46	47	40	46	54	46	40	42	46	32	44	46	57
241 - 360 days (9 - 12 months)	10	11	13	9	10	8	9	12	10	10	7	12	6
361 - 540 days (13 - 18 months)	5	5	6	9	6	7	5	2	1	2	3	3	1
> 540 days (> 18 months)	2	0	0	0	1	1	2	0	0	1	1	1	1
General Civil⁽¹⁾ - SEA													
Median Age (50 th percentile) *	167	176	172	177	180	190	188	181	186	177	179	184	179
# of Cases in Age Interval													
0 - 120 days (0 - 4 months)	2815	2622	2611	2509	2357	2277	2343	2416	2395	2537	2362	2148	2237
121 - 240 days (5 - 8 months)	1513	1526	1487	1467	1486	1431	1441	1359	1299	1264	1289	1365	1390
241 - 360 days (9 - 12 months)	953	998	1006	1058	1067	1066	1056	1054	1026	992	988	935	936
361 - 540 days (13 - 18 months)	1147	1097	1085	1048	1014	1026	1020	1065	1082	1089	1068	1088	1036
541 - 720 days (19 - 24 months)	306	332	315	317	316	332	331	332	318	325	300	307	294
> 720 days (> 24 months)	141	142	140	145	142	158	164	169	165	168	177	190	184
Asbestos Cases (active) - SEA													
Median Age (50 th percentile) *	528	550	460	463	485	525	554	522	502	533	563	551	402
# of Cases in Age Interval													
0 - 120 days (0 - 4 months)	14	13	12	9	7	7	4	7	9	13	12	11	12
121 - 240 days (5 - 8 months)	16	17	23	17	14	13	12	8	6	4	5	7	14
241 - 360 days (9 - 12 months)	4	3	1	12	16	15	20	16	13	15	12	8	7
361 - 540 days (13 - 18 months)	12	11	12	9	9	8	4	11	12	9	11	14	14
541 - 720 days (19 - 24 months)	10	11	10	11	12	12	12	9	10	7	7	6	5
> 720 days (> 24 months)	34	35	29	28	27	29	30	30	29	33	34	35	20

* Age of active pending cases is time elapsed from filing date to the end of the reporting period, minus any suspense time (in appeal, stay, mediation, arbitration) if applicable. The “median age” indicates the age of half (50%) of the pending cases (half are more, half are less) than the number of days indicated in the table.

(1) “General Civil” includes all civil actions (including RALJ), except “Matters Filed with Clerk” (Tax Warrants, Abstract of Judgment, Foreign Judgment, and Transcript of Judgment), Domestic, Probate, Guardianship, Adoption, and Paternity cases. Also, Starting June 2004, asbestos cases have been separated out.

Table 5. Age of Pending Cases (cont.)

KNT	Aug 2011	Sep 2011	Oct 2011	Nov 2011	Dec 2011	Jan 2012	Feb 2012	Mar 2012	Apr 2012	May 2012	Jun 2012	Jul 2012	Aug 2012
Domestic - KNT													
Median Age (50 th percentile) *	120	128	130	132	138	141	136	131	124	123	129	133	129
# of Cases in Age Interval													
0 - 120 days (0 - 4 months)	891	857	852	843	785	772	795	851	886	858	808	811	844
121 - 240 days (5 - 8 months)	485	497	509	499	503	484	489	453	417	424	462	476	491
241 - 360 days (9 - 12 months)	187	207	210	245	254	252	251	258	261	256	247	222	213
361 - 540 days (13 - 18 months)	105	105	108	96	93	98	101	99	109	104	106	107	110
> 540 days (> 18 months)	107	108	109	116	120	118	115	109	111	109	111	116	113
Probate - KNT													
Median Age (50 th percentile) *	344	315	273	289	293	260	280	305	313	329	308	316	347
# of Cases in Age Interval													
0 - 120 days (0 - 4 months)	30	24	27	25	23	26	22	22	18	21	23	24	23
121 - 240 days (5 - 8 months)	8	12	13	15	16	16	18	13	16	14	12	12	11
241 - 360 days (9 - 12 months)	3	4	4	5	7	9	11	9	11	9	13	13	12
361 - 540 days (13 - 18 months)	11	10	9	7	7	6	5	7	6	11	10	11	13
> 540 days (> 18 months)	29	28	30	32	32	35	37	27	28	28	30	31	32
Guardianship - KNT													
Median Age (50 th percentile) *	60	53	61	69	78	100	67	45	48	60	71	70	60
# of Cases in Age Interval													
0 - 120 days (0 - 4 months)	65	69	77	66	57	48	56	73	83	85	74	70	70
121 - 240 days (5 - 8 months)	20	14	12	11	18	21	24	17	9	3	4	14	15
241 - 360 days (9 - 12 months)	6	7	7	9	11	9	6	5	7	12	13	8	6
361 - 540 days (13 - 18 months)	3	2	2	2	4	6	7	8	7	5	5	9	8
> 540 days (> 18 months)	4	5	5	5	4	4	5	5	4	4	4	4	6
Adoption - KNT													
Median Age (50 th percentile) *	276	306	228	151	326	352	335	285	196	169	212	243	246
# of Cases in Age Interval													
0 - 120 days (0 - 4 months)	14	13	21	27	11	12	12	17	23	26	23	20	19
121 - 240 days (5 - 8 months)	15	9	6	5	6	6	7	5	6	8	6	6	9
241 - 360 days (9 - 12 months)	4	9	8	9	10	5	5	5	5	5	4	3	4
361 - 540 days (13 - 18 months)	5	4	3	3	3	7	8	10	8	7	9	8	7
> 540 days (> 18 months)	21	20	13	14	13	13	13	12	13	14	13	16	18
Paternity - KNT													
Median Age (50 th percentile) *	64	66	81	86	95	96	85	79	78	86	91	90	93
# of Cases in Age Interval													
0 - 120 days (0 - 4 months)	145	160	164	141	125	122	143	171	177	198	171	160	163
121 - 240 days (5 - 8 months)	51	49	46	51	65	59	64	64	58	50	72	86	75
241 - 360 days (9 - 12 months)	3	2	5	8	12	11	12	13	12	16	18	10	10
361 - 540 days (13 - 18 months)	6	5	4	3	3	1	2	4	6	3	2	3	1
> 540 days (> 18 months)	1	1	0	2	1	3	2	1	1	1	1	0	0
General Civil⁽¹⁾ - KNT													
Median Age (50 th percentile) *	142	151	153	162	160	168	156	150	154	148	156	162	159
# of Cases in Age Interval													
0 - 120 days (0 - 4 months)	1342	1246	1242	1158	1167	1166	1180	1272	1208	1286	1196	1057	1088
121 - 240 days (5 - 8 months)	683	678	646	637	610	576	591	553	550	570	568	614	590
241 - 360 days (9 - 12 months)	380	414	427	452	484	471	456	462	425	379	381	371	383
361 - 540 days (13 - 18 months)	435	418	415	403	384	422	399	418	463	462	459	457	432
541 - 720 days (19 - 24 months)	98	109	103	105	112	121	129	137	115	121	123	132	115
> 720 days (> 24 months)	42	45	42	44	47	48	44	45	39	42	45	53	57

* Age of active pending cases is time elapsed from filing date to the end of the reporting period, minus any suspense time (in appeal, stay, mediation, arbitration) if applicable. The "median age" indicates the age of half (50%) of the pending cases (half are more, half are less) than the number of days indicated in the table.

(1) "General Civil" includes all civil actions (including RALJ), except "Matters Filed with Clerk" (Tax Warrants, Abstract of Judgment, Foreign Judgment, and Transcript of Judgment), Domestic, Probate, Guardianship, Adoption, and Paternity cases.

Table 6. SEA/KNT Filings, Resolutions, and Pending Caseload as a Percentage of All Cases

	Aug 2011	Sep 2011	Oct 2011	Nov 2011	Dec 2011	Jan 2012	Feb 2012	Mar 2012	Apr 2012	May 2012	Jun 2012	Jul 2012	Aug 2012 ⁽¹⁾
Total Filings ⁽²⁾													
SEA - # of Cases Filed	2553	2139	2149	2071	1937	1908	2204	2382	2204	2342	2011	1867	2236
KNT - # of Cases Filed	1486	1318	1305	1248	1250	1136	1344	1468	1364	1408	1307	1226	1415
SEA %	63%	62%	62%	62%	61%	63%	62%	62%	62%	63%	61%	60%	61%
KNT %	37%	38%	38%	38%	39%	37%	38%	38%	38%	37%	39%	40%	39%
Total Cases Assigned													
SEA - # of Cases Assigned	1668	1357	1310	1248	1150	1123	1372	1468	1365	1462	1172	1137	1329
KNT - # of Cases Assigned	862	67%	755	727	691	649	800	929	801	841	676	641	775
SEA %	66%	671	63%	63%	63%	63%	63%	61%	63%	64%	63%	64%	63%
KNT %	34%	33%	37%	37%	37%	37%	37%	39%	37%	36%	37%	36%	37%
Total Resolutions ⁽²⁾													
SEA - # of Cases Resolved	2380	2328	2292	2228	2227	1960	2089	2278	2280	2337	2288	2121	2256
KNT - # of Cases Resolved	1531	1413	1381	1369	1347	1196	1339	1373	1525	1414	1508	1397	1480
SEA %	61%	62%	62%	62%	62%	62%	61%	62%	60%	62%	60%	60%	60%
KNT %	39%	38%	38%	38%	38%	38%	39%	38%	40%	38%	40%	40%	40%
Total Pending Cases ⁽²⁾													
SEA - # of Cases Pending	10641	10517	10467	10366	10094	10064	10201	10311	10307	10360	10174	9989	10049
KNT - # of Cases Pending	5199	5131	5119	5038	4987	4947	5009	5145	5082	5131	5013	4924	4938
SEA %	67%	67%	67%	67%	67%	67%	67%	67%	67%	67%	67%	67%	67%
KNT %	33%	33%	33%	33%	33%	33%	33%	33%	33%	33%	33%	33%	33%

Note: Include civil actions (including RALJ, asbestos cases), except "Matters Filed with Clerk" (Tax Warrants, Abstract of Judgment, Foreign Judgment, and Transcript of Judgment), domestic, probate, guardianship, adoption, and paternity cases.

- (1) Reflects all documents received by **09/15/2012**.
- (2) These categories include cases (case types 2, 3, 4 and 5) with no assignment to judges.

Table 7. Asbestos Cases: Filings, Resolutions, Pending Resolution

	Jul 2011	Aug 2011	Sep 2011	Oct 2011	Nov 2011	Dec 2011	Jan 2012	Feb 2012	Mar 2012	Apr 2012	May 2012	Jun 2012	Jul 2012	Aug 2012
Filings	5	2	0	5	3	0	0	3	4	2	4	3	3	4
Resolutions	3	5	0	11	6	1	1	5	6	3	4	4	3	31
Pending Resolution by Filing Year *	2001	1	1	1	1	1	1	1	1	1	1	1	1	0
	2002	0	0	0	0	0	0	0	0	0	0	0	0	0
	2003	0	0	0	0	0	0	0	0	0	0	0	0	0
	2004	5	4	4	2	2	2	2	2	2	2	2	2	1
	2005	2	2	2	2	2	2	2	2	2	2	2	2	1
	2006	3	1	1	1	0	0	0	0	0	0	0	0	0
	2007	6	6	6	4	4	4	4	4	4	4	4	4	3
	2008	9	8	8	7	6	6	6	6	6	6	6	6	4
	2009	17	17	17	16	15	15	15	13	14	12	12	12	3
	2010	21	21	21	19	19	19	19	15	17	14	15	15	12
	2011	28	30	30	35	37	36	35	31	33	29	26	23	22
	2012							0	7	3	9	13	16	26
	Total	92	90	90	87	86	85	84	81	82	79	81	81	72

* Including "ACT", "RSTY", and "RAPP" status.

Bankruptcy cases are treated as "resolved and completed" cases and therefore no longer counted in this table starting March 2005.

Appendix Glossary and Definition

Active Status

A case is active if it is not on suspense status (see Suspense Status).

Adjustment

The adjustment for pending cases that are related to suspense and reactivation.

Adoption Cases

This reporting category includes the following “cause-of-action” codes within SCOMIS case type 5:

- Relinquishment (REL)
- Termination of Parent/Child Relationship (TER)
- Adoption (ADP)
- Miscellaneous (MSC)
- Name Change - Confidential (CHN)
- Initial Pre-Placement Report Filed with Clerk (PPR)

Annual Filings

Total number of new case filings during the calendar year (January 1 to December 31)

Case

A case is defined as a filing with an assigned case number.

Case Age

The age of a case is the time (number of days) since the filing date, less any suspense time if applicable.

General Civil Cases (excl. RALJ)

“General Civil” include all civil matters other than appeals from courts of limited jurisdiction and “Matters Filed with Clerk”. Domestic, Probate, Guardianship, Adoption, and Paternity cases. “General Civil” include small claims as identified by the “Small Claim Track”. This reporting category includes the following “cause-of-action” codes within SCOMIS case type 2:

- Administrative Law Review (ALR)
- Change of Name - Non-Confidential (CHN)
- Collection (COL)
- Commercial (COM)
- Condemnation (CON)
- Appeal of a Department of Licensing Revocation (DOL)
- Domestic Violence Protection (DVP)
- Emancipation of Minor (EOM)
- Foreclosure (FOR)
- Civil Harassment (HAR)
- Injunction (INJ)
- Other Malpractice (MAL)
- Medical Malpractice (MED)
- Meretricious Relationship (MER)
- Malicious Harassment (MHA)
- Miscellaneous (MSC)
- Minor Settlement (MST) - *as of 10/1/96, under Guardianship*
- Petition of Civil Commitment- Sexual Predator (PCC)
- Property Fairness (PFA)
- Personal Injury (PIN)
- Property Damage (PRP)
- Quiet Title (QTI)
- Small Claims (LCA/LCI on “Small Claim Track”)
- Seizure of Property from the Commission of a Crime (SPC)
- Seizure of Property Resulting from a Crime (SPR)
- Tort Motor Vehicle (TMV)
- Tort Other (TTO)
- Unlawful Detainer (UND)
- Wrongful Death (WDE)
- Writ of Habeas Corpus (WHC)
- Miscellaneous Writ (WMW)
- Writ of Mandamus (WRM)
- Writ of Restitution (WRR)
- Writ of Review (WRV)

Completion

A case is completed when dispositive document is filed with the court following resolution.

Domestic Cases

This reporting category includes the following “cause-of-action” codes within SCOMIS case type 3:

- Annulment – Invalidity (INV)
- Child Custody (CUS)
- Dissolution With Children Of The Marriage (DIC)
- Dissolution With No Children Of The Marriage (DIN)
- Dissolution of Domestic Partnership – With Children (DPC)
- Dissolution of Domestic Partnership – With No Children (DPN)
- Foreign Judgment (FJU)
- Invalidity – Domestic Partnership (INP)
- Mandatory Wage Assignment (MWA)
- Miscellaneous (MSC)

- Modification (MOD)
- Modification – Support Only (MDS)
- Out-Of-State Child Custody (OSC)
- Parenting Plan / Child Support (PPS)
- Reciprocal, Respondent In-County (RIC)
- Reciprocal, Respondent Out-of-County (ROC)
- Legal Separation (SEP)
- Legal Separation – Domestic Partnership (SPD)

End Pending

Total number of pending cases at the end of reporting period.

Guardianship Cases

This reporting category includes the following “cause-of-action” codes within SCOMIS case type 4:

- Guardianship/Estate (G/E)
- Guardianship (GND)
- Limited Guardianship (LGD)
- Minor Settlement (MST)

Median Age

The median age is the time that 50% of the cases are under and 50% are above the given age. For example, if pending cases have a median age of 12 months, it means that 50% of the pending cases are within the age of 12 months, and 50% of pending cases are over 12 months. The median age is more robust to cases with extreme age values than the average age.

Number of Resolutions

Total number of cases resolved during the reporting period.

Paternity Cases

This reporting category includes the following “cause-of-action” codes within SCOMIS case type 5:

- Modification (MOD)
- Paternity (PAT)
- Paternity/URES/EIFSA (PUR)

Pending Case

A case is defined as pending if it is unresolved and active (not in suspense).

Previous Pending

Total number of pending cases at the beginning of reporting period.

Probate Cases

This reporting category includes the following “cause-of-action” codes within SCOMIS case type 4:

- Absentee (ABS)
- Disclaimer (DSC)
- Estate (EST)
- Foreign Will (FNW)
- Miscellaneous (MSC)
- Non-Probate Notice to Creditors (NNC)
- Will Only (WLL)
- Other Non-specified Resolutions

Reactivated Case

A case returns to active status from suspense status during the reporting period.

Resolution

A case is resolved if all issues in the complaint are fully adjudicated.

Suspended Case

A case is placed in suspense status from active status during the reporting period.

Suspense Status

A case is on suspense status if it is on warrant, appeal, stay, mediation, arbitration (“Deferred Prosecution” is not a suspense status, but is treated as a resolution).

Suspense Time

Time (days) that a case is on suspense status before its resolution. If a case has more than one suspense between filing and resolution, the suspense time is the total from all suspenses. Time on suspense status after resolution (e.g., appeals) is not counted.