

King County Superior Court

Civil Department Statistical Report

April 2013

Department of Judicial Administration
Prepared by: Shiquan Liao, Ph.D., Statistician

Release Date: May 20, 2013

Report #: CV-2013-04

Figure 1. Monthly Filings for SEA, KNT and SEA/KNT Combined

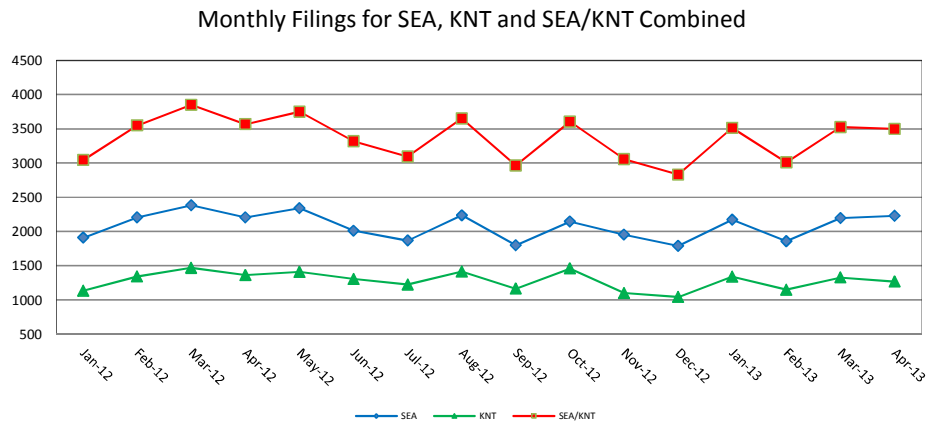


Figure 2. Monthly Resolutions for SEA, KNT and SEA/KNT Combined

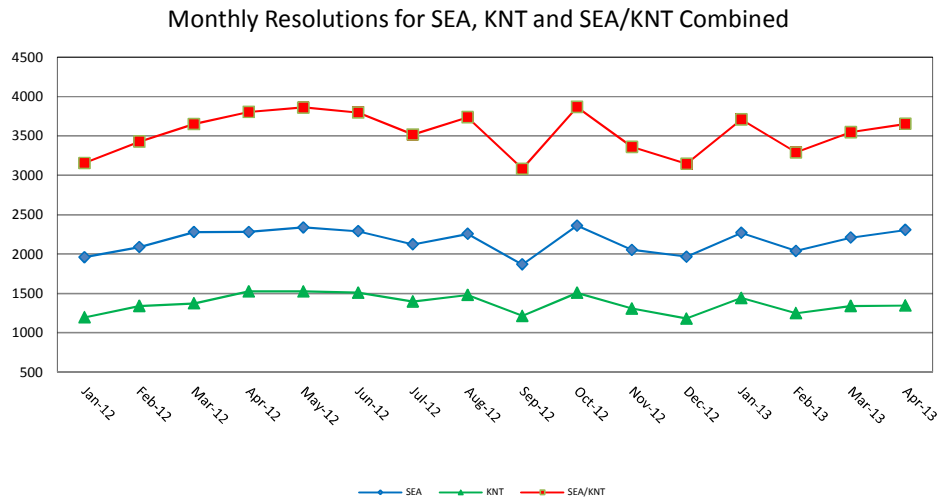


Figure 3. Monthly Pending Caseload for SEA, KNT and SEA/KNT Combined

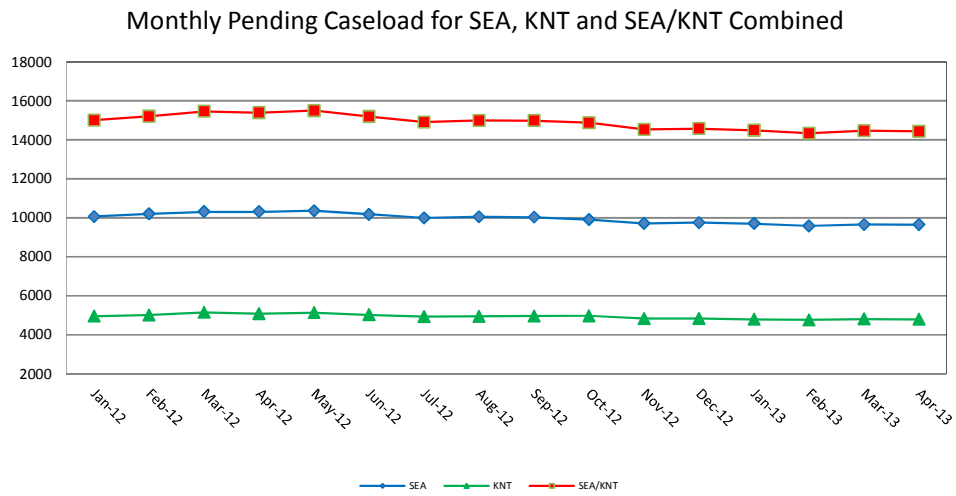


Table 1. Monthly New Filings

SEA	Jan	Feb	Mar	Apr	May	Jun	Jul	Aug	Sep	Oct	Nov	Dec	Adj ⁽¹⁾	Annu
TOTAL - SEA														
2011	2161	2126	2534	2373	2154	2314	2207	2553	2139	2149	2071	1937	(-132)	26556
2012	1908	2204	2382	2204	2342	2011	1867	2236	1799	2144	1954	1789	(-70)	24770
2013 ⁽³⁾	2173	1859	2196	2229										
Domestic - SEA														
2011	364	382	446	435	405	432	383	429	457	423	397	367	(-37)	4883
2012	338	427	452	444	407	385	386	434	404	417	368	385	(-8)	4839
2013 ⁽³⁾	395	431	437	442										
Probate - SEA														
2011	361	380	433	362	359	410	355	333	309	319	326	302	(+5)	4254
2012	336	365	410	382	387	367	304	346	334	350	376	341	(+5)	4303
2013 ⁽³⁾	441	368	449	410										
Guardianship - SEA														
2011	52	41	45	43	41	48	40	53	39	55	30	46	(-4)	529
2012	35	31	50	50	52	56	37	51	44	45	49	42	(-3)	539
2013 ⁽³⁾	44	40	52	48										
Adoption - SEA														
2011	37	32	51	32	50	48	37	31	40	43	48	67	(-3)	513
2012	22	34	40	28	39	22	31	32	31	45	45	22	(+1)	392
2013 ⁽³⁾	28	18	36	24										
Paternity - SEA														
2011	32	45	55	42	30	32	39	51	49	25	42	36	(+29)	477
2012	43	66	50	53	39	57	32	57	33	49	59	31	(+3)	572
2013 ⁽³⁾	49	43	36	39										
General Civil⁽²⁾ - SEA														
2011	1314	1245	1497	1452	1268	1337	1348	1654	1245	1279	1225	1119	(-126)	15857
2012	1134	1278	1376	1245	1414	1121	1074	1312	952	1235	1055	966	(-73)	14089
2013 ⁽³⁾	1212	954	1176	1255										
Asbestos Cases - SEA														
2011	1	1	7	7	1	7	5	2	0	5	3	0	(+4)	43
2012	0	3	4	2	4	3	3	4	1	3	2	2	(+5)	36
2013 ⁽³⁾	4	5	10	11										

KNT	Jan	Feb	Mar	Apr	May	Jun	Jul	Aug	Sep	Oct	Nov	Dec	Adj ⁽¹⁾	Annu
TOTAL - KNT														
2010	1497	1255	1549	1461	1420	1528	1375	1486	1318	1305	1248	1250	(+140)	16832
2011	1136	1344	1468	1364	1408	1307	1226	1415	1163	1459	1102	1043	(+29)	15464
2012 ⁽³⁾	1340	1151	1328	1269										
Domestic - KNT														
2011	258	231	312	220	240	283	227	262	230	242	234	202	(+41)	2982
2012	211	266	267	240	203	234	237	291	230	257	196	195	(+12)	2839
2013 ⁽³⁾	234	230	284	258										
Probate - KNT														
2011	126	83	107	127	104	100	95	92	77	95	90	72	(+1)	1169
2012	81	100	113	107	110	100	105	88	85	120	99	79	(+2)	1189
2013 ⁽³⁾	107	112	129	104										
Guardianship - KNT														
2011	24	21	21	30	18	29	23	35	30	28	25	19	(-1)	302
2012	14	35	39	39	23	27	27	33	24	35	23	21	(0)	340
2013 ⁽³⁾	23	27	24	25										
Adoption - KNT														
2011	15	15	13	7	15	21	9	6	11	15	18	27	(-4)	176
2012	5	7	11	12	15	6	6	14	6	18	7	12	(0)	119
2013 ⁽³⁾	6	13	14	10										
Paternity - KNT														
2011	47	22	63	56	42	45	51	57	51	48	43	36	(0)	561
2012	36	65	74	45	64	41	42	55	36	60	50	24	(-3)	589
2013 ⁽³⁾	35	40	43	40										
General Civil⁽²⁾ - KNT														
2011	1027	883	1033	1021	1001	1050	970	1034	919	877	838	894	(+95)	11642
2012	789	871	964	921	993	899	809	934	782	969	727	712	(+18)	10388
2013 ⁽³⁾	935	729	834	932										

Note: Table 1 presents total number of cases filed and designated to SEA and KNT. Modifications/Re-opened cases (under the original case number) are not included because SCOMIS currently lacks the capability in capturing re-opens and modifications.

- (1) "Adj" = adjustment made at year-end if necessary.
- (2) "General Civil" includes all civil actions (including RALJ), except "Matters Filed with Clerk" (Tax Warrants, Abstract of Judgment, Foreign Judgment, and Transcript of Judgment), Domestic, Probate, Guardianship, Adoption, and Paternity cases. Also, starting June 2004, asbestos cases have been separated out.
- (3) Reflects all documents received by **05/15/2013**. Year-end adjustment may be needed to reflect data entered after the time of this monthly report.

Table 2. Monthly Resolutions

SEA	Jan	Feb	Mar	Apr	May	Jun	Jul	Aug	Sep	Oct	Nov	Dec	Adj ⁽¹⁾	Annua
TOTAL - SEA														
2011	2423	2240	2580	2551	2269	2482	2219	2380	2328	2292	2228	2227	(-655)	27564
2012	1960	2089	2278	2280	2337	2288	2121	2256	1868	2360	2053	1967	(-621)	25236
2013 ⁽³⁾	2268	2040	2209	2305										
Domestic - SEA														
2011	424	385	456	404	402	429	419	400	422	433	394	482	(-45)	5005
2012	311	391	396	351	444	411	413	442	356	472	412	443	(-46)	4796
2013 ⁽³⁾	403	361	453	400										
Probate - SEA														
2011	364	387	423	372	381	418	351	337	310	317	337	287	(-16)	4268
2012	311	354	398	371	387	363	302	349	335	336	370	330	(-22)	4184
2013 ⁽³⁾	416	367	430	441										
Guardianship - SEA														
2011	35	33	48	45	45	49	36	43	53	33	45	37	(0)	502
2012	31	40	40	49	60	40	47	46	34	47	45	52	(+10)	541
2013 ⁽³⁾	38	36	31	48										
Adoption - SEA														
2011	40	30	46	35	45	41	44	44	33	32	35	98	(0)	523
2012	15	19	33	24	27	39	31	35	19	38	38	71	(+1)	390
2013 ⁽³⁾	12	29	27	23										
Paternity - SEA														
2011	67	56	61	47	40	34	54	34	47	37	45	34	(-4)	552
2012	44	43	40	58	55	35	37	44	32	53	21	37	(-4)	495
2013 ⁽³⁾	40	49	58	31										
General Civil ⁽²⁾ - SEA														
2011	1493	1348	1543	1647	1339	1508	1312	1517	1463	1429	1366	1288	(-590)	16663
2012	1247	1237	1365	1424	1360	1396	1288	1309	1090	1397	1160	1027	(-537)	14763
2013 ⁽³⁾	1350	1195	1207	1355										
Asbestos Cases - SEA														
2011	7	40	6	15	10	1	10	1	0	2	3	2	(-1)	99
2012	1	5	6	3	4	4	3	31	2	17	7	7	(-23)	67
2013 ⁽³⁾	9	3	3	7										
KNT														
TOTAL - KNT														
2011	1643	1423	1541	1579	1435	1709	1355	1531	1413	1381	1369	1347	(-454)	17272
2012	1196	1339	1373	1525	1414	1508	1397	1480	1215	1507	1307	1180	(-615)	15937
2013 ⁽³⁾	1442	1250	1339	1347										
Domestic - KNT														
2011	236	215	275	255	237	275	242	293	228	238	235	242	(-24)	2947
2012	238	252	250	240	237	264	253	259	206	269	233	252	(-39)	2917
2013 ⁽³⁾	250	218	243	231										
Probate - KNT														
2011	125	92	104	125	106	95	97	89	81	90	91	78	(-6)	1167
2012	76	99	117	106	111	100	105	91	84	119	103	78	(-12)	1172
2013 ⁽³⁾	97	103	134	117										
Guardianship - KNT														
2011	42	24	25	27	20	17	35	23	32	22	35	18	(+2)	322
2012	18	25	26	37	24	36	22	37	36	20	22	33	(-16)	333
2013 ⁽³⁾	25	24	22	36										
Adoption - KNT														
2011	7	13	18	7	14	31	8	6	16	19	11	42	(0)	192
2012	5	5	6	6	10	12	8	10	10	8	16	19	(+4)	115
2013 ⁽³⁾	4	16	7	4										
Paternity - KNT														
2011	44	40	64	49	33	47	49	49	37	49	54	37	(+6)	558
2012	45	40	45	41	50	46	46	67	49	42	46	31	(+3)	542
2013 ⁽³⁾	40	49	29	49										
General Civil ⁽²⁾ -														
2011	1189	1039	1055	1116	1025	1244	924	1071	1019	963	943	930	(-432)	12086
2012	814	918	929	1095	981	1050	963	1016	830	1049	887	767	(-555)	10858
2013 ⁽³⁾	1026	840	904	910										

Note: Table 2 presents total number of resolutions of SEA and KNT cases. Modifications/Re-opened cases (under the original case number) are not included because SCOMIS currently lacks the capability in capturing re-opens and modifications.

- (1) "Adj" = adjustment made at the end of the year if necessary.
- (2) "General Civil" include all civil actions (including RALJ), except "Matters Filed with Clerk" (Tax Warrants, Abstract of Judgment, Foreign Judgment, and Transcript of Judgment), Domestic, Probate, Guardianship, Adoption, and Paternity cases. Also, starting June 2004, asbestos cases have been separated out.
- (3) Reflects all documents received by 05/15/2013. Year-end adjustment may be needed to reflect data entered after the time of this monthly report.

Table 3. Percentage of Cases Resolved in Specified Time Intervals

SEA	Mar 2012	Apr 2012	May 2012	Jun 2012	Jul 2012	Aug 2012	Sep 2012	Oct 2012	Nov 2012	Dec 2012	Jan 2013	Feb 2013	Mar 2013	Apr 2013
Domestic - SEA														
90% in 8 months	64%	70%	66%	63%	64%	68%	62%	62%	62%	71%	62%	62%	68%	64%
98% in 10 months	72%	78%	76%	72%	93%	73%	69%	68%	74%	80%	68%	70%	74%	74%
100% in 14 months	93%	94%	95%	94%	95%	93%	93%	92%	93%	96%	92%	93%	96%	98%
Probate - SEA														
90% in 8 months	99%	100%	99%	97%	98%	98%	99%	99%	100%	98%	100%	99%	99%	92%
98% in 18 months	99%	100%	99%	99%	99%	99%	100%	100%	100%	99%	100%	100%	100%	95%
100% in 36 months	100%	100%	99%	100%	100%	100%	100%	100%	100%	100%	100%	100%	100%	100%
Guardianship - SEA														
90% in 8 months	90%	84%	95%	98%	92%	89%	91%	96%	100%	90%	89%	89%	87%	94%
98% in 18 months	98%	92%	100%	100%	96%	98%	100%	98%	100%	96%	92%	97%	100%	96%
100% in 36 months	100%	96%	100%	100%	98%	100%	100%	100%	100%	100%	100%	100%	100%	98%
Adoption - SEA														
90% in 8 months	94%	96%	89%	77%	87%	89%	84%	92%	87%	97%	83%	76%	82%	78%
98% in 10 months	94%	96%	96%	90%	87%	92%	95%	92%	90%	97%	92%	79%	93%	87%
100% in 14 months	100%	100%	96%	95%	97%	94%	100%	100%	93%	99%	92%	93%	93%	91%
Paternity - SEA														
90% in 8 months	85%	90%	89%	83%	92%	73%	88%	83%	76%	95%	85%	78%	78%	74%
98% in 10 months	88%	95%	91%	91%	97%	89%	97%	93%	95%	100%	93%	86%	93%	84%
100% in 14 months	93%	98%	98%	97%	100%	98%	100%	98%	100%	100%	98%	90%	98%	100%
General Civil⁽¹⁾ - SEA														
90% in 12 months	84%	83%	83%	80%	82%	79%	76%	82%	80%	82%	78%	83%	79%	79%
98% in 18 months	93%	91%	93%	91%	93%	91%	91%	90%	91%	94%	89%	92%	91%	90%
100% in 24 months	98%	98%	98%	98%	98%	98%	98%	98%	98%	97%	98%	98%	98%	98%
KNT														
Domestic - KNT														
90% in 8 months	60%	59%	62%	60%	64%	64%	61%	63%	62%	67%	61%	61%	59%	59%
98% in 10 months	70%	70%	71%	71%	74%	74%	70%	71%	74%	76%	72%	71%	68%	67%
100% in 14 months	88%	90%	91%	92%	91%	91%	92%	88%	90%	92%	89%	93%	89%	89%
Probate - KNT														
90% in 8 months	99%	99%	99%	100%	100%	98%	99%	99%	99%	99%	99%	100%	99%	90%
98% in 18 months	99%	100%	99%	100%	100%	99%	99%	100%	99%	99%	100%	100%	99%	92%
100% in 36 months	99%	100%	100%	100%	100%	99%	100%	100%	100%	100%	100%	100%	100%	98%
Guardianship - KNT														
90% in 8 months	92%	95%	92%	94%	96%	92%	92%	95%	86%	89%	88%	92%	86%	89%
98% in 18 months	100%	97%	100%	100%	100%	97%	94%	100%	91%	97%	96%	100%	91%	100%
100% in 36 months	100%	100%	100%	100%	100%	97%	100%	100%	96%	100%	100%	100%	100%	100%
Adoption - KNT														
90% in 8 months	100%	67%	100%	75%	88%	100%	90%	75%	81%	100%	50%	19%	100%	100%
98% in 10 months	100%	67%	100%	83%	100%	100%	100%	75%	81%	100%	50%	25%	100%	100%
100% in 14 months	100%	83%	100%	83%	100%	100%	100%	75%	81%	100%	50%	25%	100%	100%
Paternity - KNT														
90% in 8 months	87%	90%	82%	83%	76%	84%	82%	88%	80%	81%	93%	67%	90%	80%
98% in 10 months	91%	95%	88%	92%	91%	91%	94%	91%	96%	87%	100%	96%	97%	94%
100% in 14 months	95%	100%	98%	98%	96%	97%	100%	98%	98%	97%	100%	100%	100%	100%
General Civil⁽¹⁾ - KNT														
90% in 12 months	91%	89%	89%	89%	89%	85%	84%	88%	88%	88%	88%	89%	87%	88%
98% in 18 months	96%	94%	96%	96%	96%	92%	85%	94%	94%	94%	94%	96%	95%	96%
100% in 24 months	99%	98%	99%	98%	99%	97%	98%	98%	98%	98%	99%	99%	99%	98%

Note: Table 3 presents the age of resolved cases – the time between filing and resolution, minus any suspense time if applicable. Modifications/Re-opened cases (under the original case number) are not included because SCOMIS currently lacks the capability in capturing re-opens and modifications.

Court adopted time guideline (based on suggestion from BJA State Advisory Committee, see LCR 4 official comment): (a) Civil - 90% by 360 days (12 months), 98% by 540 days (18 months); (b) Domestic - 90% by 240 days (8 months), 98% by 300 days (10 months); (c) Probate/Guardianship - 90% by 240 days (8 months), 98% by 540 days (18 months); (d) Adoption/Paternity - 90% by 240 days (8 months); 98% by 300 days (10 months).

(1) “General Civil” includes all civil actions (including RALJ), except “Matters Filed with Clerk” (Tax Warrants, Abstract of Judgment, Foreign Judgment, and Transcript of Judgment), Domestic, Probate, Guardianship, Adoption, and Paternity cases. NOT including asbestos cases, starting June 2004.

Table 4. Monthly Pending Caseload

SEA	Jan	Feb	Mar	Apr	May	Jun	Jul	Aug	Sep	Oct	Nov	Dec
TOTAL - SEA												
2012	10064	10201	10311	10307	10360	10174	9989	10049	10027	9906	9705	9749
2013 ⁽²⁾	9698	9582	9655	9646								
Domestic - SEA												
2012	2692	2724	2786	2877	2838	2810	2780	2784	2829	2786	2734	2705
2013 ⁽²⁾	2698	2766	2764	2803								
Probate - SEA												
2012	502	614	501	517	530	543	554	557	562	579	502	474
2013 ⁽²⁾	554	561	587	565								
Guardianship - SEA												
2012	170	161	168	170	161	177	167	171	181	180	158	150
2013 ⁽²⁾	156	160	177	178								
Adoption - SEA												
2012	156	171	177	181	193	175	176	175	188	195	201	152
2013 ⁽²⁾	168	159	169	170								
Paternity - SEA												
2012	170	194	203	198	182	204	198	213	214	212	249	247
2013 ⁽²⁾	256	249	226	234								
General Civil ⁽¹⁾ - SEA												
2012	6290	6355	6395	6285	6375	6184	6033	6077	5982	5880	5792	5895
2013 ⁽²⁾	5794	5614	5651	5610								
Asbestos Cases – SEA (active only)												
2012	84	82	81	79	81	81	81	72	71	74	69	76
2013 ⁽²⁾	72	73	81	86								

KNT	Jan	Feb	Mar	Apr	May	Jun	Jul	Aug	Sep	Oct	Nov	Dec
TOTAL - KNT												
2012	4947	5009	5145	5082	5131	5013	4924	4938	4952	4968	4828	4823
2013 ⁽²⁾	4789	4754	4808	4791								
Domestic - KNT												
2012	1724	1751	1770	1784	1751	1734	1732	1771	1808	1811	1782	1753
2013 ⁽²⁾	1742	1756	1798	1831								
Probate - KNT												
2012	92	93	78	79	83	88	91	91	93	96	83	91
2013 ⁽²⁾	103	113	109	98								
Guardianship - KNT												
2012	88	98	108	110	109	100	105	105	93	109	110	98
2013 ⁽²⁾	96	100	102	91								
Adoption - KNT												
2012	43	45	49	55	60	55	53	57	52	62	54	47
2013 ⁽²⁾	50	47	53	59								
Paternity - KNT												
2012	196	223	253	254	268	264	259	249	234	253	261	253
2013 ⁽²⁾	247	240	253	245								
General Civil ⁽¹⁾ - KNT												
2012	2804	2799	2887	2800	2860	2772	2684	2665	2672	2637	2538	2581
2013 ⁽²⁾	2551	2498	2493	2467								

SEA/KNT	Jan	Feb	Mar	Apr	May	Jun	Jul	Aug	Sep	Oct	Nov	Dec
TOTAL												
2012	15011	15210	15456	15389	15491	15187	14913	14987	14979	14874	14533	14572
2013 ⁽²⁾	14487	14336	14463	14437								

Note: Pending caseload = cases remain active and unresolved at the end of reporting period, excluding cases on suspense status (in arbitration, appeal). The pending caseload does not include re-opened cases and modifications (under the original case number) because SCOMIS currently lacks the capability in capturing the re-opens and modifications.

(1) "General Civil" includes all civil actions (including RALJ), except "Matters Filed with Clerk" (Tax Warrants, Abstract of Judgment, Foreign Judgment, and Transcript of Judgment), Domestic, Probate, Guardianship, Adoption, and Paternity cases. Also, Starting June 2004, asbestos cases have been separated out.

(2) Reflects all documents received by 05/15/2013.

Table 5. Age of Pending Cases

SEA	Apr 2012	May 2012	Jun 2012	Jul 2012	Aug 2012	Sep 2012	Oct 2012	Nov 2012	Dec 2012	Jan 2013	Feb 2013	Mar 2013	Apr 2013
Domestic – SEA													
Median Age (50 th percentile) *	112	108	114	118	120	119	113	110	116	121	115	111	103
# of Cases in Age Interval													
0 - 120 days (0 - 4 months)	1504	1531	1467	1425	1399	1425	1438	1447	1386	1345	1425	1474	1547
121 - 240 days (5 - 8 months)	754	691	731	749	776	797	764	711	698	745	755	720	678
241 - 360 days (9 - 12 months)	414	415	401	402	403	388	380	390	409	408	386	358	362
361 - 540 days (13 - 18 months)	125	126	130	124	120	131	121	112	125	110	113	115	116
> 540 days (> 18 months)	80	75	81	80	86	88	83	74	87	90	87	97	100
Probate – SEA													
Median Age (50 th percentile) *	755	737	733	739	733	753	651	906	876	730	724	644	617
# of Cases in Age Interval													
0 - 120 days (0 - 4 months)	105	104	99	91	84	71	80	76	90	111	105	111	107
121 - 240 days (5 - 8 months)	58	58	58	71	73	74	70	61	54	50	53	65	67
241 - 360 days (9 - 12 months)	34	43	52	55	55	58	54	39	50	53	54	53	47
361 - 540 days (13 - 18 months)	31	36	41	38	42	47	61	34	34	42	45	48	48
> 540 days (> 18 months)	289	289	293	299	303	312	314	292	296	298	304	310	296
Guardianship – SEA													
Median Age (50 th percentile) *	82	64	59	72	79	77	86	54	63	77	77	67	76
# of Cases in Age Interval													
0 - 120 days (0 - 4 months)	102	93	112	101	106	111	99	107	100	100	104	113	106
121 - 240 days (5 - 8 months)	30	28	21	20	16	19	30	21	20	24	21	31	39
241 - 360 days (9 - 12 months)	20	17	18	19	19	19	17	10	9	11	17	15	15
361 - 540 days (13 - 18 months)	12	16	17	15	18	20	21	11	12	15	11	9	9
> 540 days (> 18 months)	6	7	9	12	12	12	13	9	9	6	7	9	9
Adoption – SEA													
Median Age (50 th percentile) *	145	140	128	138	158	157	160	137	258	231	253	242	234
# of Cases in Age Interval													
0 - 120 days (0 - 4 months)	79	91	84	81	76	77	88	93	46	60	50	61	66
121 - 240 days (5 - 8 months)	44	35	29	32	30	41	34	33	26	26	27	23	19
241 - 360 days (9 - 12 months)	12	19	14	15	21	17	18	19	21	22	18	17	15
361 - 540 days (13 - 18 months)	14	14	16	14	12	14	12	14	15	17	21	23	23
> 540 days (> 18 months)	32	34	32	34	36	39	43	42	44	43	43	45	47
Paternity – SEA													
Median Age (50 th percentile) *	74	79	69	76	82	97	84	85	92	93	93	88	92
# of Cases in Age Interval													
0 - 120 days (0 - 4 months)	141	137	149	136	148	142	140	165	148	158	159	133	142
121 - 240 days (5 - 8 months)	46	32	44	46	57	61	59	69	77	72	63	73	72
241 - 360 days (9 - 12 months)	10	10	7	12	6	8	12	12	16	20	23	14	16
361 - 540 days (13 - 18 months)	1	2	3	3	1	2	1	3	4	5	3	5	3
> 540 days (> 18 months)	0	1	1	1	1	1	0	0	2	1	1	1	1
General Civil⁽¹⁾ - SEA													
Median Age (50 th percentile) *	186	177	179	184	179	188	191	191	195	190	196	186	183
# of Cases in Age Interval													
0 - 120 days (0 - 4 months)	2395	2537	2362	2148	2237	2095	2117	2108	2097	2137	2000	2069	2136
121 - 240 days (5 - 8 months)	1299	1264	1289	1365	1390	1411	1346	1252	1289	1222	1201	1217	1178
241 - 360 days (9 - 12 months)	1026	992	988	935	936	938	905	950	932	947	926	898	905
361 - 540 days (13 - 18 months)	1082	1089	1068	1088	1036	1049	1012	993	997	943	959	941	901
541 - 720 days (19 - 24 months)	318	325	300	307	294	299	312	307	347	314	305	297	284
> 720 days (> 24 months)	165	168	177	190	184	190	188	182	233	231	223	229	206
Asbestos Cases (active) - SEA													
Median Age (50 th percentile) *	502	533	563	551	402	410	384	470	524	476	486	388	297
# of Cases in Age Interval													
0 - 120 days (0 - 4 months)	9	13	12	11	12	11	11	10	7	9	12	20	29
121 - 240 days (5 - 8 months)	6	4	5	7	14	14	15	9	10	12	10	10	8
241 - 360 days (9 - 12 months)	13	15	12	8	7	8	6	8	11	8	9	8	9
361 - 540 days (13 - 18 months)	12	9	11	14	14	11	14	14	11	10	10	11	10
541 - 720 days (19 - 24 months)	10	7	7	6	5	6	6	6	7	5	7	6	6
> 720 days (> 24 months)	29	33	34	35	20	21	22	22	30	28	25	26	24

* Age of active pending cases is time elapsed from filing date to the end of the reporting period, minus any suspense time (in appeal, stay, mediation, arbitration) if applicable. The “median age” indicates the age of half (50%) of the pending cases (half are more, half are less) than the number of days indicated in the table.

(1) “General Civil” includes all civil actions (including RALJ), except “Matters Filed with Clerk” (Tax Warrants, Abstract of Judgment, Foreign Judgment, and Transcript of Judgment), Domestic, Probate, Guardianship, Adoption, and Paternity cases. Also, Starting June 2004, asbestos cases have been separated out.

Table 5. Age of Pending Cases (cont.)

KNT	Apr 2012	May 2012	Jun 2012	Jul 2012	Aug 2012	Sep 2012	Oct 2012	Nov 2012	Dec 2012	Jan 2013	Feb 2013	Mar 2013	Apr 2013
Domestic - KNT													
Median Age (50 th percentile) *	124	123	129	133	129	124	125	127	138	141	141	133	119
# of Cases in Age Interval													
0 - 120 days (0 - 4 months)	886	858	808	811	844	888	892	861	772	754	773	853	920
121 - 240 days (5 - 8 months)	417	424	462	476	491	477	463	453	487	514	515	498	450
241 - 360 days (9 - 12 months)	261	256	247	222	213	217	232	256	266	251	242	231	249
361 - 540 days (13 - 18 months)	109	104	106	107	110	108	92	88	102	105	112	106	106
> 540 days (> 18 months)	111	109	111	116	113	118	132	124	126	108	114	110	106
Probate - KNT													
Median Age (50 th percentile) *	313	329	308	316	347	376	393	422	445	366	339	370	336
# of Cases in Age Interval													
0 - 120 days (0 - 4 months)	18	21	23	24	23	22	21	16	19	26	36	33	29
121 - 240 days (5 - 8 months)	16	14	12	12	11	11	13	13	13	15	10	9	12
241 - 360 days (9 - 12 months)	11	9	13	13	12	10	11	9	9	10	13	11	10
361 - 540 days (13 - 18 months)	6	11	10	11	13	17	16	13	13	15	14	12	10
> 540 days (> 18 months)	28	28	30	31	32	33	35	32	37	37	40	44	37
Guardianship - KNT													
Median Age (50 th percentile) *	48	60	71	70	60	67	64	68	79	93	83	87	89
# of Cases in Age Interval													
0 - 120 days (0 - 4 months)	83	85	74	70	70	58	72	73	57	60	58	59	51
121 - 240 days (5 - 8 months)	9	3	4	14	15	18	16	13	16	11	18	18	15
241 - 360 days (9 - 12 months)	7	12	13	8	6	3	4	9	12	14	9	9	9
361 - 540 days (13 - 18 months)	7	5	5	9	8	8	11	11	9	6	7	10	8
> 540 days (> 18 months)	4	4	4	4	6	6	6	4	4	5	8	6	8
Adoption - KNT													
Median Age (50 th percentile) *	196	169	212	243	246	327	194	229	354	299	186	117	105
# of Cases in Age Interval													
0 - 120 days (0 - 4 months)	23	26	23	20	19	13	24	19	9	13	19	27	32
121 - 240 days (5 - 8 months)	6	8	6	6	9	10	11	10	8	5	8	7	5
241 - 360 days (9 - 12 months)	5	5	4	3	4	4	3	3	7	9	9	7	7
361 - 540 days (13 - 18 months)	8	7	9	8	7	6	6	6	6	5	3	4	6
> 540 days (> 18 months)	13	14	13	16	18	19	18	16	17	18	8	8	9
Paternity - KNT													
Median Age (50 th percentile) *	78	86	91	90	93	95	84	79	92	107	112	116	91
# of Cases in Age Interval													
0 - 120 days (0 - 4 months)	177	198	171	160	163	149	160	172	155	142	135	129	146
121 - 240 days (5 - 8 months)	58	50	72	86	75	77	81	80	88	86	90	103	80
241 - 360 days (9 - 12 months)	12	16	18	10	10	4	10	6	9	18	13	18	16
361 - 540 days (13 - 18 months)	6	3	2	3	1	4	2	3	1	1	2	3	2
> 540 days (> 18 months)	1	1	1	0	0	0	0	0	0	0	0	0	1
General Civil⁽¹⁾ - KNT													
Median Age (50 th percentile) *	154	148	156	162	159	167	167	177	173	164	167	160	156
# of Cases in Age Interval													
0 - 120 days (0 - 4 months)	1208	1286	1196	1057	1088	1077	1083	1010	1030	1064	1005	1051	1076
121 - 240 days (5 - 8 months)	550	570	568	614	590	619	607	515	533	512	524	504	484
241 - 360 days (9 - 12 months)	425	379	381	371	383	393	385	440	405	398	397	350	353
361 - 540 days (13 - 18 months)	463	462	459	457	432	424	385	399	414	388	377	395	353
541 - 720 days (19 - 24 months)	115	121	123	132	115	108	137	138	141	122	126	122	128
> 720 days (> 24 months)	39	42	45	53	57	51	40	36	58	67	69	71	73

* Age of active pending cases is time elapsed from filing date to the end of the reporting period, minus any suspense time (in appeal, stay, mediation, arbitration) if applicable. The "median age" indicates the age of half (50%) of the pending cases (half are more, half are less) than the number of days indicated in the table.

(1) "General Civil" includes all civil actions (including RALJ), except "Matters Filed with Clerk" (Tax Warrants, Abstract of Judgment, Foreign Judgment, and Transcript of Judgment), Domestic, Probate, Guardianship, Adoption, and Paternity cases.

Table 6. SEA/KNT Filings, Resolutions, and Pending Caseload as a Percentage of All Cases

	Apr 2012	May 2012	Jun 2012	Jul 2012	Aug 2012	Sep 2012	Oct 2012	Nov 2012	Dec 2012	Jan 2013	Feb 2013	Mar 2013	Apr 2013 ⁽¹⁾
Total Filings ⁽²⁾													
SEA - # of Cases Filed	2204	2342	2011	1867	2236	1799	2144	1954	1789	2173	1859	2196	2229
KNT - # of Cases Filed	1364	1408	1307	1226	1415	1163	1459	1102	1043	1340	1151	1328	1269
SEA %	62%	63%	61%	60%	61%	61%	60%	64%	63%	62%	62%	62%	64%
KNT %	38%	37%	39%	40%	39%	39%	40%	36%	37%	38%	38%	38%	36%
Total Cases Assigned													
SEA - # of Cases Assigned	1365	1462	1172	1137	1329	991	1289	1148	1052	1246	1102	1292	1327
KNT - # of Cases Assigned	801	841	676	641	775	620	803	605	587	710	634	787	734
SEA %	63%	64%	63%	64%	63%	61%	62%	66%	64%	64%	64%	62%	64%
KNT %	37%	36%	37%	36%	37%	39%	38%	34%	36%	36%	36%	38%	36%
Total Resolutions ⁽²⁾													
SEA - # of Cases Resolved	2280	2337	2288	2121	2256	1868	2360	2053	1967	2268	2040	2209	2305
KNT - # of Cases Resolved	1525	1414	1508	1397	1480	1215	1507	1307	1180	1442	1250	1339	1347
SEA %	60%	62%	60%	60%	60%	61%	61%	61%	63%	61%	62%	62%	63%
KNT %	40%	38%	40%	40%	40%	39%	39%	39%	37%	39%	38%	38%	37%
Total Pending Cases ⁽²⁾													
SEA - # of Cases Pending	10307	10360	10174	9989	10049	10027	9906	9705	9749	9698	9582	9655	9646
KNT - # of Cases Pending	5082	5131	5013	4924	4938	4952	4968	4828	4823	4789	4754	4808	4791
SEA %	67%	67%	67%	67%	67%	67%	67%	67%	67%	67%	67%	67%	67%
KNT %	33%	33%	33%	33%	33%	33%	33%	33%	33%	33%	33%	33%	33%

Note: Include civil actions (including RALJ, asbestos cases), except "Matters Filed with Clerk" (Tax Warrants, Abstract of Judgment, Foreign Judgment, and Transcript of Judgment), domestic, probate, guardianship, adoption, and paternity cases.

- (1) Reflects all documents received by **05/15/2013**.
- (2) These categories include cases (case types 2, 3, 4 and 5) with no assignment to judges.

Table 7. Asbestos Cases: Filings, Resolutions, Pending Resolution

	Mar 2012	Apr 2012	May 2012	Jun 2012	Jul 2012	Aug 2012	Sep 2012	Oct 2012	Nov 2012	Dec 2012	Jan 2013	Feb 2013	Mar 2013	Apr 2013
Filings	4	2	4	3	3	4	1	3	2	2	4	5	10	11
Resolutions	6	3	4	4	3	31	2	17	7	7	9	3	3	7
Pending Resolution by Filing Year *	2001	1	1	1	1	1	0	0	0	0	1	1	1	1
	2002	0	0	0	0	0	0	0	0	1	0	0	0	0
	2003	0	0	0	0	0	0	0	0	2	2	2	2	2
	2004	2	2	2	2	2	1	1	1	1	5	5	4	4
	2005	2	2	2	2	2	1	1	1	1	2	2	2	2
	2006	0	0	0	0	0	0	0	0	0	0	0	0	0
	2007	4	4	4	4	4	3	3	3	3	4	4	3	3
	2008	6	6	6	6	6	4	4	4	4	4	4	3	3
	2009	14	12	12	12	12	3	3	3	3	4	3	3	3
	2010	17	14	15	15	14	12	12	12	12	9	7	7	7
	2011	33	29	26	23	22	22	20	19	18	17	13	13	11
	2012	3	9	13	16	18	26	27	31	27	28	27	26	27
	2013											4	9	18
	Total	82	79	81	81	81	72	71	74	69	76	72	73	81

* Including "ACT", "RSTY", and "RAPP" status.

Bankruptcy cases are treated as "resolved and completed" cases and therefore no longer counted in this table starting March 2005.

Appendix Glossary and Definition

Active Status

A case is active if it is not on suspense status (see Suspense Status).

Adjustment

The adjustment for pending cases that are related to suspense and reactivation.

Adoption Cases

This reporting category includes the following “cause-of-action” codes within SCOMIS case type 5:

- Relinquishment (REL)
- Termination of Parent/Child Relationship (TER)
- Adoption (ADP)
- Miscellaneous (MSC)
- Name Change - Confidential (CHN)
- Initial Pre-Placement Report Filed with Clerk (PPR)

Annual Filings

Total number of new case filings during the calendar year (January 1 to December 31)

Case

A case is defined as a filing with an assigned case number.

Case Age

The age of a case is the time (number of days) since the filing date, less any suspense time if applicable.

General Civil Cases (excl. RALJ)

“General Civil” include all civil matters other than appeals from courts of limited jurisdiction and “Matters Filed with Clerk”. Domestic, Probate, Guardianship, Adoption, and Paternity cases. “General Civil” include small claims as identified by the “Small Claim Track”. This reporting category includes the following “cause-of-action” codes within SCOMIS case type 2:

- Administrative Law Review (ALR)
- Change of Name - Non-Confidential (CHN)
- Collection (COL)
- Commercial (COM)
- Condemnation (CON)
- Appeal of a Department of Licensing Revocation (DOL)
- Domestic Violence Protection (DVP)
- Emancipation of Minor (EOM)
- Foreclosure (FOR)
- Civil Harassment (HAR)
- Injunction (INJ)
- Other Malpractice (MAL)
- Medical Malpractice (MED)
- Meretricious Relationship (MER)
- Malicious Harassment (MHA)
- Miscellaneous (MSC)
- Minor Settlement (MST) - *as of 10/1/96, under Guardianship*
- Petition of Civil Commitment- Sexual Predator (PCC)
- Property Fairness (PFA)
- Personal Injury (PIN)
- Property Damage (PRP)
- Quiet Title (QTI)
- Small Claims (LCA/LCI on “Small Claim Track”)
- Seizure of Property from the Commission of a Crime (SPC)
- Seizure of Property Resulting from a Crime (SPR)
- Tort Motor Vehicle (TMV)
- Tort Other (TTO)
- Unlawful Detainer (UND)
- Wrongful Death (WDE)
- Writ of Habeas Corpus (WHC)
- Miscellaneous Writ (WMW)
- Writ of Mandamus (WRM)
- Writ of Restitution (WRR)
- Writ of Review (WRV)

Completion

A case is completed when dispositive document is filed with the court following resolution.

Domestic Cases

This reporting category includes the following “cause-of-action” codes within SCOMIS case type 3:

- Annulment – Invalidity (INV)
- Child Custody (CUS)
- Dissolution With Children Of The Marriage (DIC)
- Dissolution With No Children Of The Marriage (DIN)
- Dissolution of Domestic Partnership – With Children (DPC)
- Dissolution of Domestic Partnership – With No Children (DPN)
- Foreign Judgment (FJU)
- Invalidity – Domestic Partnership (INP)
- Mandatory Wage Assignment (MWA)
- Miscellaneous (MSC)

- Modification (MOD)
- Modification – Support Only (MDS)
- Out-Of-State Child Custody (OSC)
- Parenting Plan / Child Support (PPS)
- Reciprocal, Respondent In-County (RIC)
- Reciprocal, Respondent Out-of-County (ROC)
- Legal Separation (SEP)
- Legal Separation – Domestic Partnership (SPD)

End Pending

Total number of pending cases at the end of reporting period.

Guardianship Cases

This reporting category includes the following “cause-of-action” codes within SCOMIS case type 4:

- Guardianship/Estate (G/E)
- Guardianship (GND)
- Limited Guardianship (LGD)
- Minor Settlement (MST)

Median Age

The median age is the time that 50% of the cases are under and 50% are above the given age. For example, if pending cases have a median age of 12 months, it means that 50% of the pending cases are within the age of 12 months, and 50% of pending cases are over 12 months. The median age is more robust to cases with extreme age values than the average age.

Number of Resolutions

Total number of cases resolved during the reporting period.

Paternity Cases

This reporting category includes the following “cause-of-action” codes within SCOMIS case type 5:

- Modification (MOD)
- Paternity (PAT)
- Paternity/URES/EIFSA (PUR)

Pending Case

A case is defined as pending if it is unresolved and active (not in suspense).

Previous Pending

Total number of pending cases at the beginning of reporting period.

Probate Cases

This reporting category includes the following “cause-of-action” codes within SCOMIS case type 4:

- Absentee (ABS)
- Disclaimer (DSC)
- Estate (EST)
- Foreign Will (FNW)
- Miscellaneous (MSC)
- Non-Probate Notice to Creditors (NNC)
- Will Only (WLL)
- Other Non-specified Resolutions

Reactivated Case

A case returns to active status from suspense status during the reporting period.

Resolution

A case is resolved if all issues in the complaint are fully adjudicated.

Suspended Case

A case is placed in suspense status from active status during the reporting period.

Suspense Status

A case is on suspense status if it is on warrant, appeal, stay, mediation, arbitration (“Deferred Prosecution” is not a suspense status, but is treated as a resolution).

Suspense Time

Time (days) that a case is on suspense status before its resolution. If a case has more than one suspense between filing and resolution, the suspense time is the total from all suspenses. Time on suspense status after resolution (e.g., appeals) is not counted.