

King County Superior Court

Civil Department Statistical Report

November 2013

Department of Judicial Administration
Prepared by: Shiquan Liao, Ph.D., Statistician

Release Date: December 20, 2013

Report #: CV-2013-11

Figure 1. Monthly Filings for SEA, KNT and SEA/KNT Combined

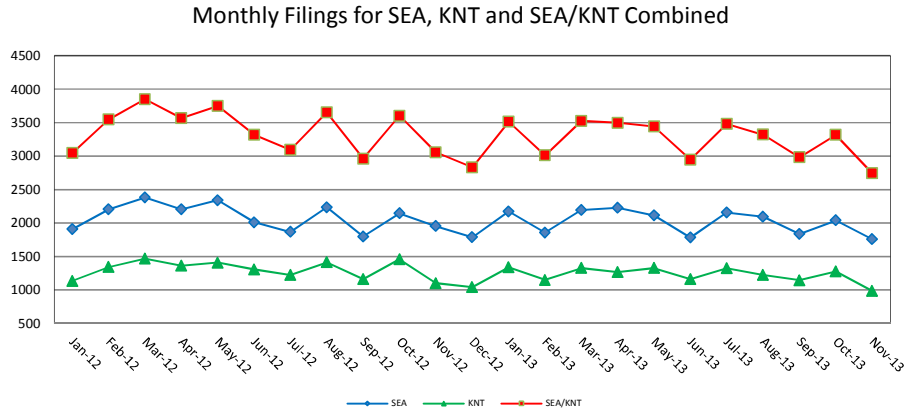


Figure 2. Monthly Resolutions for SEA, KNT and SEA/KNT Combined

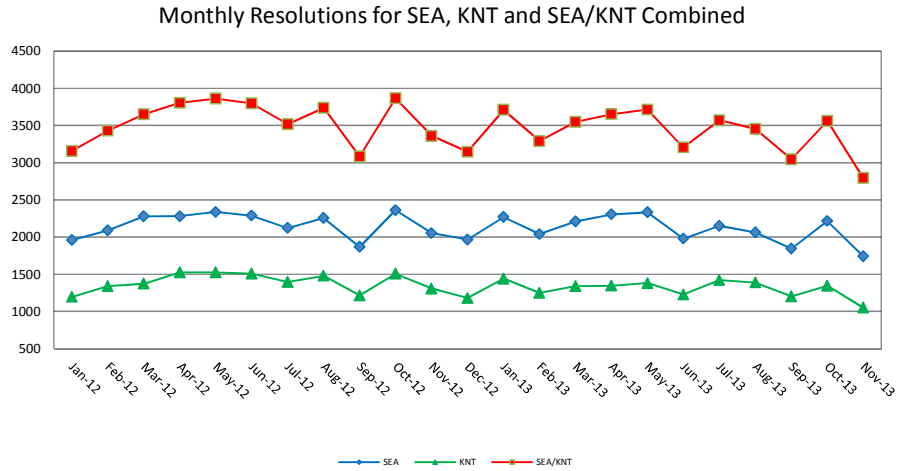


Figure 3. Monthly Pending Caseload for SEA, KNT and SEA/KNT Combined

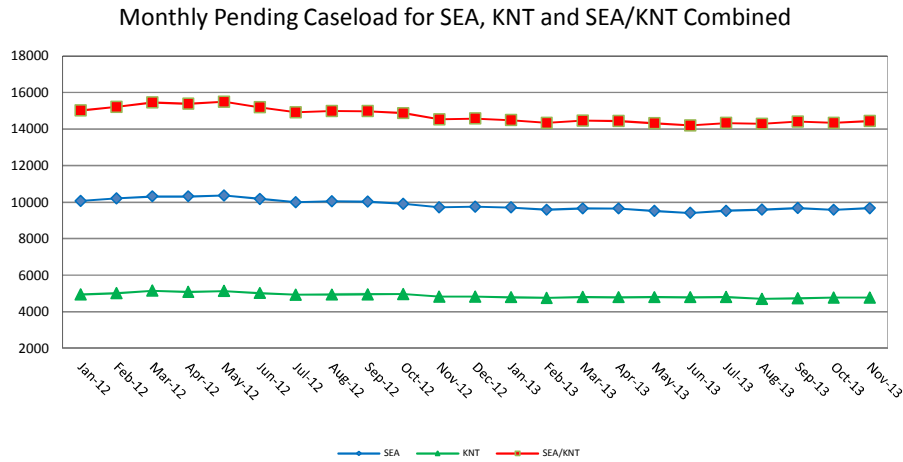


Table 1. Monthly New Filings

SEA	Jan	Feb	Mar	Apr	May	Jun	Jul	Aug	Sep	Oct	Nov	Dec	Adj ⁽¹⁾	Annu
TOTAL - SEA														
2011	2161	2126	2534	2373	2154	2314	2207	2553	2139	2149	2071	1937	(-132)	26556
2012	1908	2204	2382	2204	2342	2011	1867	2236	1799	2144	1954	1789	(-70)	24770
2013 ⁽³⁾	2173	1859	2196	2229	2114	1785	2157	2094	1838	2039	1758			
Domestic - SEA														
2011	364	382	446	435	405	432	383	429	457	423	397	367	(-37)	4883
2012	338	427	452	444	407	385	386	434	404	417	368	385	(-8)	4839
2013 ⁽³⁾	395	431	437	442	403	376	461	454	455	421	382			
Probate - SEA														
2011	361	380	433	362	359	410	355	333	309	319	326	302	(+5)	4254
2012	336	365	410	382	387	367	304	346	334	350	376	341	(+5)	4303
2013 ⁽³⁾	441	368	449	410	383	340	358	369	311	407	358			
Guardianship - SEA														
2011	52	41	45	43	41	48	40	53	39	55	30	46	(-4)	529
2012	35	31	50	50	52	56	37	51	44	45	49	42	(-3)	539
2013 ⁽³⁾	44	40	52	48	42	51	57	60	36	46	36			
Adoption - SEA														
2011	37	32	51	32	50	48	37	31	40	43	48	67	(-3)	513
2012	22	34	40	28	39	22	31	32	31	45	45	22	(+1)	392
2013 ⁽³⁾	28	18	36	24	25	28	23	31	30	34	31			
Paternity - SEA														
2011	32	45	55	42	30	32	39	51	49	25	42	36	(+29)	477
2012	43	66	50	53	39	57	32	57	33	49	59	31	(+3)	572
2013 ⁽³⁾	49	43	36	39	43	42	40	41	34	24	19			
General Civil⁽²⁾ - SEA														
2011	1314	1245	1497	1452	1268	1337	1348	1654	1245	1279	1225	1119	(-126)	15857
2012	1134	1278	1376	1245	1414	1121	1074	1312	952	1235	1055	966	(-73)	14089
2013 ⁽³⁾	1212	954	1176	1255	1218	941	1214	1137	968	1103	924			
Asbestos Cases - SEA														
2011	1	1	7	7	1	7	5	2	0	5	3	0	(+4)	43
2012	0	3	4	2	4	3	3	4	1	3	2	2	(+5)	36
2013 ⁽³⁾	4	5	10	11	0	7	4	2	4	4	8			
KNT														
TOTAL - KNT														
2010	1497	1255	1549	1461	1420	1528	1375	1486	1318	1305	1248	1250	(+140)	16832
2011	1136	1344	1468	1364	1408	1307	1226	1415	1163	1459	1102	1043	(+29)	15464
2012 ⁽³⁾	1340	1151	1328	1269	1328	1163	1325	1226	1146	1278	986			
Domestic - KNT														
2011	258	231	312	220	240	283	227	262	230	242	234	202	(+41)	2982
2012	211	266	267	240	203	234	237	291	230	257	196	195	(+12)	2839
2013 ⁽³⁾	234	230	284	258	272	228	252	243	238	272	212			
Probate - KNT														
2011	126	83	107	127	104	100	95	92	77	95	90	72	(+1)	1169
2012	81	100	113	107	110	100	105	88	85	120	99	79	(+2)	1189
2013 ⁽³⁾	107	112	129	104	103	104	110	109	95	103	82			
Guardianship - KNT														
2011	24	21	21	30	18	29	23	35	30	28	25	19	(-1)	302
2012	14	35	39	39	23	27	27	33	24	35	23	21	(0)	340
2013 ⁽³⁾	23	27	24	25	38	30	29	32	23	35	20			
Adoption - KNT														
2011	15	15	13	7	15	21	9	6	11	15	18	27	(-4)	176
2012	5	7	11	12	15	6	6	14	6	18	7	12	(0)	119
2013 ⁽³⁾	6	13	14	10	7	7	20	12	17	11	15			
Paternity - KNT														
2011	47	22	63	56	42	45	51	57	51	48	43	36	(0)	561
2012	36	65	74	45	64	41	42	55	36	60	50	24	(-3)	589
2013 ⁽³⁾	35	40	43	40	47	62	38	44	38	39	42			
General Civil⁽²⁾ - KNT														
2011	1027	883	1033	1021	1001	1050	970	1034	919	877	838	894	(+95)	11642
2012	789	871	964	921	993	899	809	934	782	969	727	712	(+18)	10388
2013 ⁽³⁾	935	729	834	932	861	732	876	786	735	818	615			

Note: Table 1 presents total number of cases filed and designated to SEA and KNT. Modifications/Re-opened cases (under the original case number) are not included because SCOMIS currently lacks the capability in capturing re-opens and modifications.

- (1) "Adj" = adjustment made at year-end if necessary.
- (2) "General Civil" includes all civil actions (including RALJ), except "Matters Filed with Clerk" (Tax Warrants, Abstract of Judgment, Foreign Judgment, and Transcript of Judgment), Domestic, Probate, Guardianship, Adoption, and Paternity cases. Also, starting June 2004, asbestos cases have been separated out.
- (3) Reflects all documents received by 12/15/2013. Year-end adjustment may be needed to reflect data entered after the time of this monthly report.

Table 2. Monthly Resolutions

SEA	Jan	Feb	Mar	Apr	May	Jun	Jul	Aug	Sep	Oct	Nov	Dec	Adj ⁽¹⁾	Annua
TOTAL - SEA														
2011	2423	2240	2580	2551	2269	2482	2219	2380	2328	2292	2228	2227	(-655)	27564
2012	1960	2089	2278	2280	2337	2288	2121	2256	1868	2360	2053	1967	(-621)	25236
2013 ⁽³⁾	2268	2040	2209	2305	2333	1978	2150	2064	1844	2215	1743			
Domestic - SEA														
2011	424	385	456	404	402	429	419	400	422	433	394	482	(-45)	5005
2012	311	391	396	351	444	411	413	442	356	472	412	443	(-46)	4796
2013 ⁽³⁾	403	361	453	400	429	408	426	406	388	441	371			
Probate - SEA														
2011	364	387	423	372	381	418	351	337	310	317	337	287	(-16)	4268
2012	311	354	398	371	387	363	302	349	335	336	370	330	(-22)	4184
2013 ⁽³⁾	416	367	430	441	465	346	357	358	289	394	326			
Guardianship - SEA														
2011	35	33	48	45	45	49	36	43	53	33	45	37	(0)	502
2012	31	40	40	49	60	40	47	46	34	47	45	52	(+10)	541
2013 ⁽³⁾	38	36	31	48	41	38	54	48	45	56	33			
Adoption - SEA														
2011	40	30	46	35	45	41	44	44	33	32	35	98	(0)	523
2012	15	19	33	24	27	39	31	35	19	38	38	71	(+1)	390
2013 ⁽³⁾	12	29	27	23	28	40	37	42	19	16	36			
Paternity - SEA														
2011	67	56	61	47	40	34	54	34	47	37	45	34	(-4)	552
2012	44	43	40	58	55	35	37	44	32	53	21	37	(-4)	495
2013 ⁽³⁾	40	49	58	31	34	43	35	23	38	48	19			
General Civil ⁽²⁾ - SEA														
2011	1493	1348	1543	1647	1339	1508	1312	1517	1463	1429	1366	1288	(-590)	16663
2012	1247	1237	1365	1424	1360	1396	1288	1309	1090	1397	1160	1027	(-537)	14763
2013 ⁽³⁾	1350	1195	1207	1355	1327	1099	1239	1182	1063	1258	958			
Asbestos Cases - SEA														
2011	7	40	6	15	10	1	10	1	0	2	3	2	(-1)	99
2012	1	5	6	3	4	4	3	31	2	17	7	7	(-23)	67
2013 ⁽³⁾	9	3	3	7	9	4	2	5	2	2	0			

KNT	Jan	Feb	Mar	Apr	May	Jun	Jul	Aug	Sep	Oct	Nov	Dec	Adj ⁽¹⁾	Annua
TOTAL - KNT														
2011	1643	1423	1541	1579	1435	1709	1355	1531	1413	1381	1369	1347	(-454)	17272
2012	1196	1339	1373	1525	1414	1508	1397	1480	1215	1507	1307	1180	(-615)	15937
2013 ⁽³⁾	1442	1250	1339	1347	1381	1227	1421	1389	1202	1345	1052			
Domestic - KNT														
2011	236	215	275	255	237	275	242	293	228	238	235	242	(-24)	2947
2012	238	252	250	240	237	264	253	259	206	269	233	252	(-39)	2917
2013 ⁽³⁾	250	218	243	231	255	242	287	284	264	266	224			
Probate - KNT														
2011	125	92	104	125	106	95	97	89	81	90	91	78	(-6)	1167
2012	76	99	117	106	111	100	105	91	84	119	103	78	(-12)	1172
2013 ⁽³⁾	97	103	134	117	103	108	109	114	92	97	78			
Guardianship - KNT														
2011	42	24	25	27	20	17	35	23	32	22	35	18	(+2)	322
2012	18	25	26	37	24	36	22	37	36	20	22	33	(-16)	333
2013 ⁽³⁾	25	24	22	36	24	25	31	23	31	36	27			
Adoption - KNT														
2011	7	13	18	7	14	31	8	6	16	19	11	42	(0)	192
2012	5	5	6	6	10	12	8	10	10	8	16	19	(+4)	115
2013 ⁽³⁾	4	16	7	4	13	15	22	11	15	15	14			
Paternity - KNT														
2011	44	40	64	49	33	47	49	49	37	49	54	37	(+6)	558
2012	45	40	45	41	50	46	46	67	49	42	46	31	(+3)	542
2013 ⁽³⁾	40	49	29	49	49	41	51	52	43	50	38			
General Civil ⁽²⁾ -														
2011	1189	1039	1055	1116	1025	1244	924	1071	1019	963	943	930	(-432)	12086
2012	814	918	929	1095	981	1050	963	1016	830	1049	887	767	(-555)	10858
2013 ⁽³⁾	1026	840	904	910	937	796	921	905	757	881	671			

Note: Table 2 presents total number of resolutions of SEA and KNT cases. Modifications/Re-opened cases (under the original case number) are not included because SCOMIS currently lacks the capability in capturing re-opens and modifications.

- (1) "Adj" = adjustment made at the end of the year if necessary.
- (2) "General Civil" include all civil actions (including RALJ), except "Matters Filed with Clerk" (Tax Warrants, Abstract of Judgment, Foreign Judgment, and Transcript of Judgment), Domestic, Probate, Guardianship, Adoption, and Paternity cases. Also, starting June 2004, asbestos cases have been separated out.
- (3) Reflects all documents received by 12/15/2013. Year-end adjustment may be needed to reflect data entered after the time of this monthly report.

Table 3. Percentage of Cases Resolved in Specified Time Intervals

SEA	Oct 2012	Nov 2012	Dec 2012	Jan 2013	Feb 2013	Mar 2013	Apr 2013	May 2013	Jun 2013	Jul 2013	Aug 2013	Sep 2013	Oct 2013	Nov 2013
Domestic - SEA														
90% in 8 months	62%	62%	71%	62%	62%	68%	64%	69%	70%	68%	70%	67%	69%	69%
98% in 10 months	68%	74%	80%	68%	70%	74%	74%	77%	78%	74%	77%	73%	75%	78%
100% in 14 months	92%	93%	96%	92%	93%	96%	98%	94%	94%	92%	94%	95%	92%	96%
Probate - SEA														
90% in 8 months	99%	100%	98%	100%	99%	99%	92%	83%	93%	99%	99%	98%	99%	99%
98% in 18 months	100%	100%	99%	100%	100%	100%	95%	84%	95%	100%	100%	99%	100%	100%
100% in 36 months	100%	100%	100%	100%	100%	100%	100%	84%	98%	100%	100%	100%	100%	100%
Guardianship - SEA														
90% in 8 months	96%	100%	90%	89%	89%	87%	94%	81%	97%	91%	73%	98%	96%	91%
98% in 18 months	98%	100%	96%	92%	97%	100%	96%	93%	100%	98%	94%	100%	100%	100%
100% in 36 months	100%	100%	100%	100%	100%	100%	98%	98%	100%	100%	100%	100%	100%	100%
Adoption - SEA														
90% in 8 months	92%	87%	97%	83%	76%	82%	78%	96%	50%	62%	69%	84%	100%	94%
98% in 10 months	92%	90%	97%	92%	79%	93%	87%	96%	50%	65%	69%	90%	100%	97%
100% in 14 months	100%	93%	99%	92%	93%	93%	91%	100%	50%	65%	74%	95%	100%	97%
Paternity - SEA														
90% in 8 months	83%	76%	95%	85%	78%	78%	74%	79%	81%	71%	78%	82%	73%	79%
98% in 10 months	93%	95%	100%	93%	86%	93%	84%	79%	88%	97%	96%	92%	90%	95%
100% in 14 months	98%	100%	100%	98%	90%	98%	100%	94%	95%	100%	100%	97%	98%	95%
General Civil⁽¹⁾ - SEA														
90% in 12 months	82%	80%	82%	78%	83%	79%	79%	81%	78%	80%	82%	81%	82%	83%
98% in 18 months	90%	91%	94%	89%	92%	91%	90%	91%	91%	92%	94%	93%	93%	94%
100% in 24 months	98%	98%	97%	98%	98%	98%	98%	97%	97%	97%	98%	98%	98%	98%
KNT														
Domestic - KNT														
90% in 8 months	63%	62%	67%	61%	61%	59%	59%	60%	65%	65%	62%	68%	62%	55%
98% in 10 months	71%	74%	76%	72%	71%	68%	67%	74%	73%	73%	71%	77%	71%	66%
100% in 14 months	88%	90%	92%	89%	93%	89%	89%	94%	93%	91%	92%	95%	90%	81%
Probate - KNT														
90% in 8 months	99%	99%	99%	99%	100%	99%	90%	97%	93%	100%	98%	99%	100%	100%
98% in 18 months	100%	99%	99%	100%	100%	99%	92%	97%	94%	100%	99%	100%	100%	100%
100% in 36 months	100%	100%	100%	100%	100%	100%	98%	97%	100%	100%	99%	100%	100%	100%
Guardianship - KNT														
90% in 8 months	95%	86%	89%	88%	92%	86%	89%	75%	84%	94%	91%	94%	89%	96%
98% in 18 months	100%	91%	97%	96%	100%	91%	100%	96%	96%	97%	100%	97%	100%	100%
100% in 36 months	100%	96%	100%	100%	100%	100%	100%	100%	100%	100%	100%	100%	100%	100%
Adoption - KNT														
90% in 8 months	75%	81%	100%	50%	19%	100%	100%	92%	67%	86%	73%	93%	93%	86%
98% in 10 months	75%	81%	100%	50%	25%	100%	100%	92%	67%	86%	73%	93%	93%	100%
100% in 14 months	75%	81%	100%	50%	25%	100%	100%	100%	67%	86%	82%	93%	93%	100%
Paternity - KNT														
90% in 8 months	88%	80%	81%	93%	67%	90%	80%	84%	76%	80%	77%	91%	82%	74%
98% in 10 months	91%	96%	87%	100%	96%	97%	94%	94%	98%	196%	87%	93%	92%	92%
100% in 14 months	98%	98%	97%	100%	100%	100%	100%	100%	98%	100%	94%	98%	100%	97%
General Civil⁽¹⁾ - KNT														
90% in 12 months	88%	88%	88%	88%	89%	87%	88%	88%	89%	89%	87%	88%	87%	86%
98% in 18 months	94%	94%	94%	94%	96%	95%	96%	94%	96%	95%	95%	96%	95%	96%
100% in 24 months	98%	98%	98%	99%	99%	99%	98%	98%	98%	99%	98%	98%	97%	98%

Note: Table 3 presents the age of resolved cases – the time between filing and resolution, minus any suspense time if applicable. Modifications/Re-opened cases (under the original case number) are not included because SCOMIS currently lacks the capability in capturing re-opens and modifications.

Court adopted time guideline (based on suggestion from BJA State Advisory Committee, see LCR 4 official comment): (a) Civil - 90% by 360 days (12 months), 98% by 540 days (18 months); (b) Domestic - 90% by 240 days (8 months), 98% by 300 days (10 months); (c) Probate/Guardianship - 90% by 240 days (8 months), 98% by 540 days (18 months); (d) Adoption/Paternity - 90% by 240 days (8 months); 98% by 300 days (10 months).

(1) “General Civil” includes all civil actions (including RALJ), except “Matters Filed with Clerk” (Tax Warrants, Abstract of Judgment, Foreign Judgment, and Transcript of Judgment), Domestic, Probate, Guardianship, Adoption, and Paternity cases. NOT including asbestos cases, starting June 2004.

Table 4. Monthly Pending Caseload

SEA	Jan	Feb	Mar	Apr	May	Jun	Jul	Aug	Sep	Oct	Nov	Dec
TOTAL - SEA												
2012	10064	10201	10311	10307	10360	10174	9989	10049	10027	9906	9705	9749
2013 ⁽²⁾	9698	9582	9655	9646	9515	9402	9524	9588	9671	9572	9668	
Domestic - SEA												
2012	2692	2724	2786	2877	2838	2810	2780	2784	2829	2786	2734	2705
2013 ⁽²⁾	2698	2766	2764	2803	2775	2751	2790	2843	2916	2893	2912	
Probate - SEA												
2012	502	614	501	517	530	543	554	557	562	579	502	474
2013 ⁽²⁾	554	561	587	565	490	490	498	514	544	564	601	
Guardianship - SEA												
2012	170	161	168	170	161	177	167	171	181	180	158	150
2013 ⁽²⁾	156	160	177	178	179	191	194	206	197	187	191	
Adoption - SEA												
2012	156	171	177	181	193	175	176	175	188	195	201	152
2013 ⁽²⁾	168	159	169	170	167	154	140	129	140	158	153	
Paternity - SEA												
2012	170	194	203	198	182	204	198	213	214	212	249	247
2013 ⁽²⁾	256	249	226	234	242	240	245	261	255	234	233	
General Civil ⁽¹⁾ - SEA												
2012	6290	6355	6395	6285	6375	6184	6033	6077	5982	5880	5792	5895
2013 ⁽²⁾	5794	5614	5651	5610	5585	5496	5575	5556	5538	5452	5486	
Asbestos Cases – SEA (active only)												
2012	84	82	81	79	81	81	81	72	71	74	69	76
2013 ⁽²⁾	72	73	81	86	77	80	82	79	81	84	92	

KNT	Jan	Feb	Mar	Apr	May	Jun	Jul	Aug	Sep	Oct	Nov	Dec
TOTAL - KNT												
2012	4947	5009	5145	5082	5131	5013	4924	4938	4952	4968	4828	4823
2013 ⁽²⁾	4789	4754	4808	4791	4801	4790	4805	4696	4736	4768	4766	
Domestic - KNT												
2012	1724	1751	1770	1784	1751	1734	1732	1771	1808	1811	1782	1753
2013 ⁽²⁾	1742	1756	1798	1831	1844	1829	1809	1753	1734	1757	1754	
Probate - KNT												
2012	92	93	78	79	83	88	91	91	93	96	83	91
2013 ⁽²⁾	103	113	109	98	102	98	98	97	105	114	116	
Guardianship - KNT												
2012	88	98	108	110	109	100	105	105	93	109	110	98
2013 ⁽²⁾	96	100	102	91	106	111	111	121	114	113	106	
Adoption - KNT												
2012	43	45	49	55	60	55	53	57	52	62	54	47
2013 ⁽²⁾	50	47	53	59	53	46	44	45	47	43	44	
Paternity - KNT												
2012	196	223	253	254	268	264	259	249	234	253	261	253
2013 ⁽²⁾	247	240	253	245	244	266	256	249	245	234	238	
General Civil ⁽¹⁾ - KNT												
2012	2804	2799	2887	2800	2860	2772	2684	2665	2672	2637	2538	2581
2013 ⁽²⁾	2551	2498	2493	2467	2452	2440	2487	2431	2491	2507	2505	

SEA/KNT	Jan	Feb	Mar	Apr	May	Jun	Jul	Aug	Sep	Oct	Nov	Dec
TOTAL												
2012	15011	15210	15456	15389	15491	15187	14913	14987	14979	14874	14533	14572
2013 ⁽²⁾	14487	14336	14463	14437	14316	14192	14329	14284	14407	14340	14434	

Note: Pending caseload = cases remain active and unresolved at the end of reporting period, excluding cases on suspense status (in arbitration, appeal). The pending caseload does not include re-opened cases and modifications (under the original case number) because SCOMIS currently lacks the capability in capturing the re-opens and modifications.

(1) "General Civil" includes all civil actions (including RALJ), except "Matters Filed with Clerk" (Tax Warrants, Abstract of Judgment, Foreign Judgment, and Transcript of Judgment), Domestic, Probate, Guardianship, Adoption, and Paternity cases. Also, Starting June 2004, asbestos cases have been separated out.

(2) Reflects all documents received by 12/15/2013.

Table 5. Age of Pending Cases

SEA	Nov 2012	Dec 2012	Jan 2013	Feb 2013	Mar 2013	Apr 2013	May 2013	Jun 2013	Jul 2013	Aug 2013	Sep 2013	Oct 2013	Nov 2013
Domestic – SEA													
Median Age (50 th percentile) *	110	116	121	115	111	103	101	111	113	114	106	108	115
# of Cases in Age Interval													
0 - 120 days (0 - 4 months)	1447	1386	1345	1425	1474	1547	1545	1457	1482	1483	1587	1534	1509
121 - 240 days (5 - 8 months)	711	698	745	755	720	678	644	679	718	790	754	768	761
241 - 360 days (9 - 12 months)	390	409	408	386	358	362	373	410	382	352	346	356	397
361 - 540 days (13 - 18 months)	112	125	110	113	115	116	113	107	107	116	126	140	147
> 540 days (> 18 months)	74	87	90	87	97	100	100	98	101	102	103	95	98
Probate – SEA													
Median Age (50 th percentile) *	906	876	730	724	644	617	453	425	438	465	441	441	410
# of Cases in Age Interval													
0 - 120 days (0 - 4 months)	76	90	111	105	111	107	100	106	92	100	117	120	140
121 - 240 days (5 - 8 months)	61	54	50	53	65	67	67	72	76	73	70	73	73
241 - 360 days (9 - 12 months)	39	50	53	54	53	47	42	44	51	52	58	64	61
361 - 540 days (13 - 18 months)	34	34	42	45	48	48	53	57	60	61	65	62	70
> 540 days (> 18 months)	292	296	298	304	310	296	228	211	219	228	234	245	257
Guardianship – SEA													
Median Age (50 th percentile) *	54	63	77	77	67	76	75	76	78	69	78	92	109
# of Cases in Age Interval													
0 - 120 days (0 - 4 months)	107	100	100	104	113	106	109	121	118	135	119	104	102
121 - 240 days (5 - 8 months)	21	20	24	21	31	39	37	29	32	33	33	37	34
241 - 360 days (9 - 12 months)	10	9	11	17	15	15	17	19	22	20	23	20	24
361 - 540 days (13 - 18 months)	11	12	15	11	9	9	10	15	15	13	16	19	21
> 540 days (> 18 months)	9	9	6	7	9	9	6	7	7	5	6	7	10
Adoption – SEA													
Median Age (50 th percentile) *	137	258	231	253	242	234	277	154	152	158	149	127	128
# of Cases in Age Interval													
0 - 120 days (0 - 4 months)	93	46	60	50	61	66	59	68	57	53	63	78	74
121 - 240 days (5 - 8 months)	33	26	26	27	23	19	21	17	25	28	28	27	20
241 - 360 days (9 - 12 months)	19	21	22	18	17	15	16	15	13	11	11	12	16
361 - 540 days (13 - 18 months)	14	15	17	21	23	23	20	21	18	14	14	16	17
> 540 days (> 18 months)	42	44	43	43	45	47	51	33	27	23	24	25	26
Paternity – SEA													
Median Age (50 th percentile) *	85	92	93	93	88	92	107	87	94	100	111	115	125
# of Cases in Age Interval													
0 - 120 days (0 - 4 months)	165	148	158	159	133	142	135	147	158	157	147	123	106
121 - 240 days (5 - 8 months)	69	77	72	63	73	72	86	71	62	78	81	83	94
241 - 360 days (9 - 12 months)	12	16	20	23	14	16	19	19	22	19	19	19	23
361 - 540 days (13 - 18 months)	3	4	5	3	5	3	0	2	2	6	7	8	9
> 540 days (> 18 months)	0	2	1	1	1	1	2	1	1	1	1	1	1
General Civil⁽¹⁾ - SEA													
Median Age (50 th percentile) *	191	195	190	196	186	183	178	175	167	167	169	172	178
# of Cases in Age Interval													
0 - 120 days (0 - 4 months)	2108	2097	2137	2000	2069	2136	2189	2169	2241	2198	2172	2113	2074
121 - 240 days (5 - 8 months)	1252	1289	1222	1201	1217	1178	1163	1130	1189	1238	1266	1286	1274
241 - 360 days (9 - 12 months)	950	932	947	926	898	905	852	858	848	816	807	805	861
361 - 540 days (13 - 18 months)	993	997	943	959	941	901	918	890	848	841	831	803	787
541 - 720 days (19 - 24 months)	307	347	314	305	297	284	267	255	256	267	256	238	279
> 720 days (> 24 months)	182	233	231	223	229	206	196	194	193	196	206	207	211
Asbestos Cases (active) - SEA													
Median Age (50 th percentile) *	470	524	476	486	388	297	275	280	276	244	264	280	265
# of Cases in Age Interval													
0 - 120 days (0 - 4 months)	10	7	9	12	20	29	25	26	21	13	17	14	18
121 - 240 days (5 - 8 months)	9	10	12	10	10	8	9	10	19	25	21	25	15
241 - 360 days (9 - 12 months)	8	11	8	9	8	9	12	12	10	9	9	10	24
361 - 540 days (13 - 18 months)	14	11	10	10	11	10	9	11	12	12	13	13	13
541 - 720 days (19 - 24 months)	6	7	5	7	6	6	3	2	2	4	5	6	6
> 720 days (> 24 months)	22	30	28	25	26	24	19	19	18	16	16	16	16

* Age of active pending cases is time elapsed from filing date to the end of the reporting period, minus any suspense time (in appeal, stay, mediation, arbitration) if applicable. The “median age” indicates the age of half (50%) of the pending cases (half are more, half are less) than the number of days indicated in the table.

(1) “General Civil” includes all civil actions (including RALJ), except “Matters Filed with Clerk” (Tax Warrants, Abstract of Judgment, Foreign Judgment, and Transcript of Judgment), Domestic, Probate, Guardianship, Adoption, and Paternity cases. Also, Starting June 2004, asbestos cases have been separated out.

Table 5. Age of Pending Cases (cont.)

KNT	Nov 2012	Dec 2012	Jan 2013	Feb 2013	Mar 2013	Apr 2013	May 2013	Jun 2013	Jul 2013	Aug 2013	Sep 2013	Oct 2013	Nov 2013
Domestic - KNT													
Median Age (50 th percentile) *	127	138	141	141	133	119	117	123	128	124	124	122	122
# of Cases in Age Interval													
0 - 120 days (0 - 4 months)	861	772	754	773	853	920	938	904	855	844	856	869	868
121 - 240 days (5 - 8 months)	453	487	514	515	498	450	449	449	496	486	453	455	446
241 - 360 days (9 - 12 months)	256	266	251	242	231	249	254	278	266	233	222	231	244
361 - 540 days (13 - 18 months)	88	102	105	112	106	106	98	91	83	80	89	86	82
> 540 days (> 18 months)	124	126	108	114	110	106	105	107	109	110	114	116	114
Probate - KNT													
Median Age (50 th percentile) *	422	445	366	339	370	336	332	273	304	335	308	312	327
# of Cases in Age Interval													
0 - 120 days (0 - 4 months)	16	19	26	36	33	29	26	27	24	18	25	33	35
121 - 240 days (5 - 8 months)	13	13	15	10	9	12	18	20	21	21	14	12	12
241 - 360 days (9 - 12 months)	9	9	10	13	11	10	11	8	8	12	16	18	19
361 - 540 days (13 - 18 months)	13	13	15	14	12	10	11	13	15	14	15	15	14
> 540 days (> 18 months)	32	37	37	40	44	37	36	30	30	32	35	36	39
Guardianship - KNT													
Median Age (50 th percentile) *	68	79	93	83	87	89	59	48	59	69	64	74	74
# of Cases in Age Interval													
0 - 120 days (0 - 4 months)	73	57	60	58	59	51	70	78	74	80	71	73	65
121 - 240 days (5 - 8 months)	13	16	11	18	18	15	16	12	14	18	17	17	15
241 - 360 days (9 - 12 months)	9	12	14	9	9	9	7	11	11	10	14	9	9
361 - 540 days (13 - 18 months)	11	9	6	7	10	8	5	3	6	7	6	7	10
> 540 days (> 18 months)	4	4	5	8	6	8	8	7	6	6	6	7	7
Adoption - KNT													
Median Age (50 th percentile) *	229	354	299	186	117	105	144	129	125	89	106	115	119
# of Cases in Age Interval													
0 - 120 days (0 - 4 months)	19	9	13	19	27	32	23	22	21	24	26	13	22
121 - 240 days (5 - 8 months)	10	8	5	8	7	5	9	6	8	8	8	6	6
241 - 360 days (9 - 12 months)	3	7	9	9	7	7	4	4	4	2	3	4	5
361 - 540 days (13 - 18 months)	6	6	5	3	4	6	8	7	5	5	5	4	4
> 540 days (> 18 months)	16	17	18	8	8	9	9	7	6	6	5	6	7
Paternity - KNT													
Median Age (50 th percentile) *	79	92	107	112	116	91	99	84	79	88	99	90	94
# of Cases in Age Interval													
0 - 120 days (0 - 4 months)	172	155	142	135	129	146	156	180	171	163	162	141	149
121 - 240 days (5 - 8 months)	80	88	86	90	103	80	63	64	58	68	66	80	79
241 - 360 days (9 - 12 months)	6	9	18	13	18	16	20	16	21	13	11	7	5
361 - 540 days (13 - 18 months)	3	1	1	2	3	2	4	5	5	4	5	5	4
> 540 days (> 18 months)	0	0	0	0	0	1	1	1	1	1	1	1	1
General Civil⁽¹⁾ - KNT													
Median Age (50 th percentile) *	177	173	164	167	160	156	150	152	148	152	153	151	156
# of Cases in Age Interval													
0 - 120 days (0 - 4 months)	1010	1030	1064	1005	1051	1076	1077	1057	1081	1030	1075	1084	1041
121 - 240 days (5 - 8 months)	515	533	512	524	504	484	485	480	521	541	569	575	595
241 - 360 days (9 - 12 months)	440	405	398	397	350	353	343	359	344	353	344	348	369
361 - 540 days (13 - 18 months)	399	414	388	377	395	353	351	347	357	327	307	317	312
541 - 720 days (19 - 24 months)	138	141	122	126	122	128	121	119	102	91	102	92	94
> 720 days (> 24 months)	36	58	67	69	71	73	75	78	82	89	94	91	94

* Age of active pending cases is time elapsed from filing date to the end of the reporting period, minus any suspense time (in appeal, stay, mediation, arbitration) if applicable. The "median age" indicates the age of half (50%) of the pending cases (half are more, half are less) than the number of days indicated in the table.

(1) "General Civil" includes all civil actions (including RALJ), except "Matters Filed with Clerk" (Tax Warrants, Abstract of Judgment, Foreign Judgment, and Transcript of Judgment), Domestic, Probate, Guardianship, Adoption, and Paternity cases.

Table 6. SEA/KNT Filings, Resolutions, and Pending Caseload as a Percentage of All Cases

	Nov 2012	Dec 2012	Jan 2013	Feb 2013	Mar 2013	Apr 2013	May 2013	Jun 2013	Jul 2013	Aug 2013	Sep 2013	Oct 2013	Nov 2013 ⁽¹⁾
Total Filings ⁽²⁾													
SEA - # of Cases Filed	1954	1789	2173	1859	2196	2229	2114	1785	2157	2094	1838	2039	1758
KNT - # of Cases Filed	1102	1043	1340	1151	1328	1269	1328	1163	1325	1226	1146	1278	986
SEA %	64%	63%	62%	62%	62%	64%	61%	61%	62%	63%	62%	62%	64%
KNT %	36%	37%	38%	38%	38%	36%	39%	39%	38%	37%	38%	38%	36%
Total Cases Assigned													
SEA - # of Cases Assigned	1148	1052	1246	1102	1292	1327	1248	999	1246	1200	1100	1104	1002
KNT - # of Cases Assigned	605	587	710	634	787	734	736	626	703	651	642	668	584
SEA %	66%	64%	64%	64%	62%	64%	63%	62%	64%	65%	63%	62%	63%
KNT %	34%	36%	36%	36%	38%	36%	37%	38%	36%	35%	37%	38%	38%
Total Resolutions ⁽²⁾													
SEA - # of Cases Resolved	2053	1967	2268	2040	2209	2305	2333	1978	2150	2064	1844	2215	1743
KNT - # of Cases Resolved	1307	1180	1442	1250	1339	1347	1381	1227	1421	1389	1202	1345	1052
SEA %	61%	63%	61%	62%	62%	63%	63%	62%	60%	60%	61%	62%	62%
KNT %	39%	37%	39%	38%	38%	37%	37%	38%	40%	40%	39%	38%	38%
Total Pending Cases ⁽²⁾													
SEA - # of Cases Pending	9705	9749	9698	9582	9655	9646	9515	9402	9524	9588	9671	9572	9668
KNT - # of Cases Pending	4828	4823	4789	4754	4808	4791	4801	4790	4805	4696	4736	4768	4766
SEA %	67%	67%	67%	67%	67%	67%	67%	66%	67%	67%	67%	67%	67%
KNT %	33%	33%	33%	33%	33%	33%	33%	34%	33%	33%	33%	33%	33%

Note: Include civil actions (including RALJ, asbestos cases), except "Matters Filed with Clerk" (Tax Warrants, Abstract of Judgment, Foreign Judgment, and Transcript of Judgment), domestic, probate, guardianship, adoption, and paternity cases.

- (1) Reflects all documents received by **12/15/2013**.
- (2) These categories include cases (case types 2, 3, 4 and 5) with no assignment to judges.

Table 7. Asbestos Cases: Filings, Resolutions, Pending Resolution

	Oct 2012	Nov 2012	Dec 2012	Jan 2013	Feb 2013	Mar 2013	Apr 2013	May 2013	Jun 2013	Jul 2013	Aug 2013	Sep 2013	Oct 2013	Nov 2013
Filings	3	2	2	4	5	10	11	0	7	4	2	4	4	8
Resolutions	17	7	7	9	3	3	7	9	4	2	5	2	2	0
Pending Resolution by Filing Year *	2001	0	0	0	1	1	1	1	1	1	0	0	0	0
	2002	0	0	1	0	0	0	0	0	0	0	0	0	0
	2003	0	0	2	2	2	2	2	2	2	0	0	0	0
	2004	1	1	5	5	4	4	4	4	4	4	4	4	4
	2005	1	1	2	2	2	2	2	1	1	1	1	1	1
	2006	0	0	0	0	0	0	0	0	0	0	0	0	0
	2007	3	3	4	4	3	3	3	3	3	3	3	3	3
	2008	4	4	4	4	3	3	2	1	1	1	1	1	1
	2009	3	3	4	3	3	3	3	3	3	2	2	2	2
	2010	12	12	9	7	7	7	6	3	3	3	3	3	3
	2011	19	18	17	13	13	11	8	4	3	3	3	3	2
	2012	31	27	28	27	26	27	26	26	25	24	23	22	22
	2013				4	9	18	29	29	34	38	39	42	46
	Total	74	69	76	72	73	81	86	77	80	82	79	81	84

* Including "ACT", "RSTY", and "RAPP" status.

Bankruptcy cases are treated as "resolved and completed" cases and therefore no longer counted in this table starting March 2005.

Appendix Glossary and Definition

Active Status

A case is active if it is not on suspense status (see Suspense Status).

Adjustment

The adjustment for pending cases that are related to suspense and reactivation.

Adoption Cases

This reporting category includes the following “cause-of-action” codes within SCOMIS case type 5:

- Relinquishment (REL)
- Termination of Parent/Child Relationship (TER)
- Adoption (ADP)
- Miscellaneous (MSC)
- Name Change - Confidential (CHN)
- Initial Pre-Placement Report Filed with Clerk (PPR)

Annual Filings

Total number of new case filings during the calendar year (January 1 to December 31)

Case

A case is defined as a filing with an assigned case number.

Case Age

The age of a case is the time (number of days) since the filing date, less any suspense time if applicable.

General Civil Cases (excl. RALJ)

“General Civil” include all civil matters other than appeals from courts of limited jurisdiction and “Matters Filed with Clerk”. Domestic, Probate, Guardianship, Adoption, and Paternity cases. “General Civil” include small claims as identified by the “Small Claim Track”. This reporting category includes the following “cause-of-action” codes within SCOMIS case type 2:

- Administrative Law Review (ALR)
- Change of Name - Non-Confidential (CHN)
- Collection (COL)
- Commercial (COM)
- Condemnation (CON)
- Appeal of a Department of Licensing Revocation (DOL)
- Domestic Violence Protection (DVP)
- Emancipation of Minor (EOM)
- Foreclosure (FOR)
- Civil Harassment (HAR)
- Injunction (INJ)
- Other Malpractice (MAL)
- Medical Malpractice (MED)
- Meretricious Relationship (MER)
- Malicious Harassment (MHA)
- Miscellaneous (MSC)
- Minor Settlement (MST) - *as of 10/1/96, under Guardianship*
- Petition of Civil Commitment- Sexual Predator (PCC)
- Property Fairness (PFA)
- Personal Injury (PIN)
- Property Damage (PRP)
- Quiet Title (QTI)
- Small Claims (LCA/LCI on “Small Claim Track”)
- Seizure of Property from the Commission of a Crime (SPC)
- Seizure of Property Resulting from a Crime (SPR)
- Tort Motor Vehicle (TMV)
- Tort Other (TTO)
- Unlawful Detainer (UND)
- Wrongful Death (WDE)
- Writ of Habeas Corpus (WHC)
- Miscellaneous Writ (WMW)
- Writ of Mandamus (WRM)
- Writ of Restitution (WRR)
- Writ of Review (WRV)

Completion

A case is completed when dispositive document is filed with the court following resolution.

Domestic Cases

This reporting category includes the following “cause-of-action” codes within SCOMIS case type 3:

- Annulment – Invalidity (INV)
- Child Custody (CUS)
- Dissolution With Children Of The Marriage (DIC)
- Dissolution With No Children Of The Marriage (DIN)
- Dissolution of Domestic Partnership – With Children (DPC)
- Dissolution of Domestic Partnership – With No Children (DPN)
- Foreign Judgment (FJU)
- Invalidity – Domestic Partnership (INP)
- Mandatory Wage Assignment (MWA)
- Miscellaneous (MSC)

- Modification (MOD)
- Modification – Support Only (MDS)
- Out-Of-State Child Custody (OSC)
- Parenting Plan / Child Support (PPS)
- Reciprocal, Respondent In-County (RIC)
- Reciprocal, Respondent Out-of-County (ROC)
- Legal Separation (SEP)
- Legal Separation – Domestic Partnership (SPD)

End Pending

Total number of pending cases at the end of reporting period.

Guardianship Cases

This reporting category includes the following “cause-of-action” codes within SCOMIS case type 4:

- Guardianship/Estate (G/E)
- Guardianship (GND)
- Limited Guardianship (LGD)
- Minor Settlement (MST)

Median Age

The median age is the time that 50% of the cases are under and 50% are above the given age. For example, if pending cases have a median age of 12 months, it means that 50% of the pending cases are within the age of 12 months, and 50% of pending cases are over 12 months. The median age is more robust to cases with extreme age values than the average age.

Number of Resolutions

Total number of cases resolved during the reporting period.

Paternity Cases

This reporting category includes the following “cause-of-action” codes within SCOMIS case type 5:

- Modification (MOD)
- Paternity (PAT)
- Paternity/URES/EIFSA (PUR)

Pending Case

A case is defined as pending if it is unresolved and active (not in suspense).

Previous Pending

Total number of pending cases at the beginning of reporting period.

Probate Cases

This reporting category includes the following “cause-of-action” codes within SCOMIS case type 4:

- Absentee (ABS)
- Disclaimer (DSC)
- Estate (EST)
- Foreign Will (FNW)
- Miscellaneous (MSC)
- Non-Probate Notice to Creditors (NNC)
- Will Only (WLL)
- Other Non-specified Resolutions

Reactivated Case

A case returns to active status from suspense status during the reporting period.

Resolution

A case is resolved if all issues in the complaint are fully adjudicated.

Suspended Case

A case is placed in suspense status from active status during the reporting period.

Suspense Status

A case is on suspense status if it is on warrant, appeal, stay, mediation, arbitration (“Deferred Prosecution” is not a suspense status, but is treated as a resolution).

Suspense Time

Time (days) that a case is on suspense status before its resolution. If a case has more than one suspense between filing and resolution, the suspense time is the total from all suspenses. Time on suspense status after resolution (e.g., appeals) is not counted.