

King County Superior Court

Civil Department Statistical Report

January 2014

Department of Judicial Administration
Prepared by: Shiquan Liao, Ph.D., Statistician

Release Date: February 20, 2014

Report #: CV-2014-01

Figure 1. Monthly Filings for SEA, KNT and SEA/KNT Combined

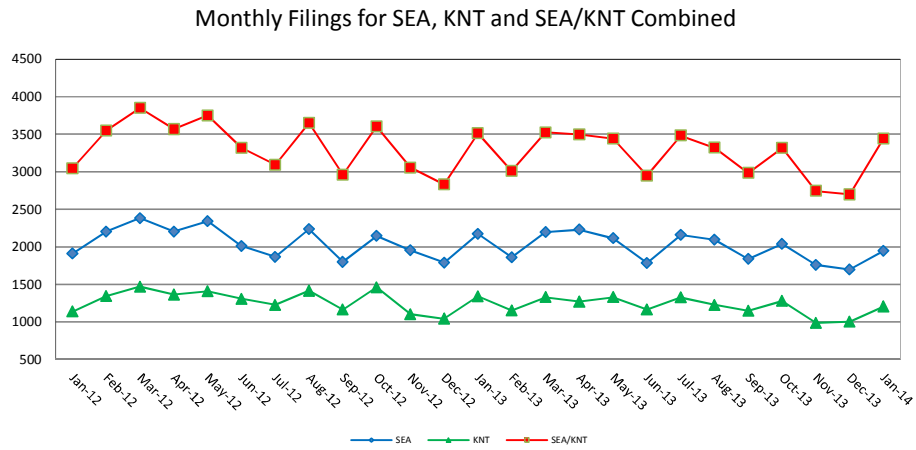


Figure 2. Monthly Resolutions for SEA, KNT and SEA/KNT Combined

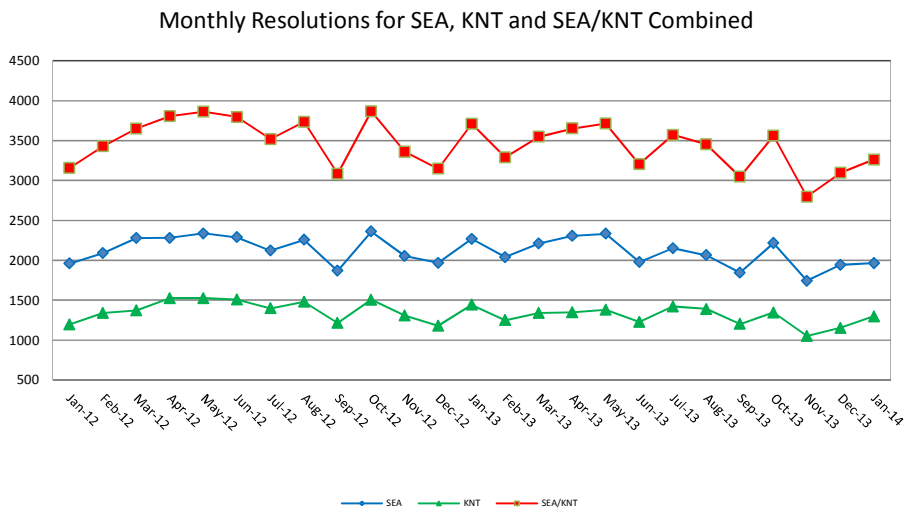


Figure 3. Monthly Pending Caseload for SEA, KNT and SEA/KNT Combined

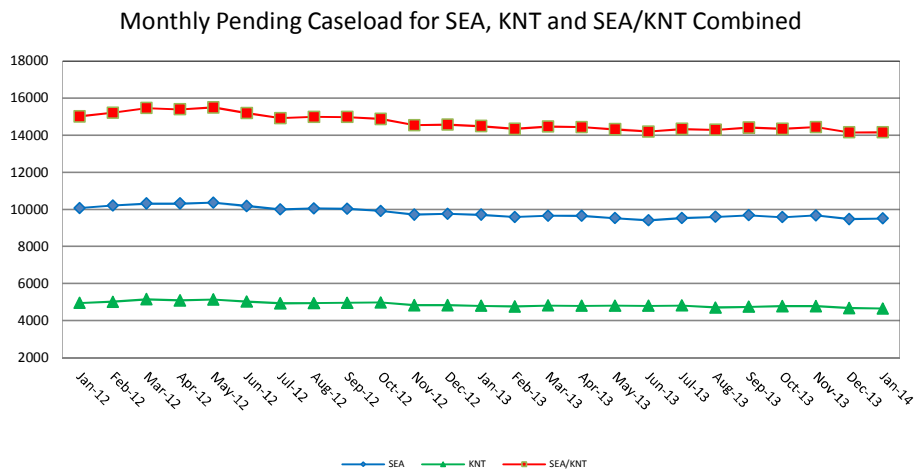


Table 1. Monthly New Filings

SEA	Jan	Feb	Mar	Apr	May	Jun	Jul	Aug	Sep	Oct	Nov	Dec	Adj ⁽¹⁾	Annual
TOTAL - SEA														
2012	1908	2204	2382	2204	2342	2011	1867	2236	1799	2144	1954	1789	(-70)	24770
2013	2173	1859	2196	2229	2114	1785	2157	2094	1838	2039	1758	1697	(-85)	23854
2014 ⁽³⁾	1945													
Domestic - SEA														
2012	338	427	452	444	407	385	386	434	404	417	368	385	(-8)	4839
2013	395	431	437	442	403	376	461	454	455	421	382	327	(-9)	4975
2014 ⁽³⁾	422													
Probate - SEA														
2012	336	365	410	382	387	367	304	346	334	350	376	341	(+5)	4303
2013	441	368	449	410	383	340	358	369	311	407	358	372	(-1)	4565
2014 ⁽³⁾	380													
Guardianship - SEA														
2012	35	31	50	50	52	56	37	51	44	45	49	42	(-3)	539
2013	44	40	52	48	42	51	57	60	36	46	36	53	(-8)	557
2014 ⁽³⁾	55													
Adoption - SEA														
2012	22	34	40	28	39	22	31	32	31	45	45	22	(+1)	392
2013	28	18	36	24	25	28	23	31	30	34	31	34	(0)	342
2014 ⁽³⁾	32													
Paternity - SEA														
2012	43	66	50	53	39	57	32	57	33	49	59	31	(+3)	572
2013	49	43	36	39	43	42	40	41	34	24	19	29	(-3)	436
2014 ⁽³⁾	28													
General Civil⁽²⁾ - SEA														
2012	1134	1278	1376	1245	1414	1121	1074	1312	952	1235	1055	966	(-73)	14089
2013	1212	954	1176	1255	1218	941	1214	1137	968	1103	924	880	(-66)	12916
2014 ⁽³⁾	1025													
Asbestos Cases - SEA														
2012	0	3	4	2	4	3	3	4	1	3	2	2	(+5)	36
2013	4	5	10	11	0	7	4	2	4	4	8	2	(+2)	63
2014 ⁽³⁾	3													
KNT														
TOTAL - KNT														
2012	1136	1344	1468	1364	1408	1307	1226	1415	1163	1459	1102	1043	(+29)	15464
2013	1340	1151	1328	1269	1328	1163	1325	1226	1146	1278	986	1002	(+53)	14595
2014 ⁽³⁾	1204													
Domestic - KNT														
2012	211	266	267	240	203	234	237	291	230	257	196	195	(+12)	2839
2013	234	230	284	258	272	228	252	243	238	272	212	189	(+10)	2922
2014 ⁽³⁾	230													
Probate - KNT														
2012	81	100	113	107	110	100	105	88	85	120	99	79	(+2)	1189
2013	107	112	129	104	103	104	110	109	95	103	82	107	(+14)	1279
2014 ⁽³⁾	132													
Guardianship - KNT														
2012	14	35	39	39	23	27	27	33	24	35	23	21	(0)	340
2013	23	27	24	25	38	30	29	32	23	35	20	19	(+2)	327
2014 ⁽³⁾	31													
Adoption - KNT														
2012	5	7	11	12	15	6	6	14	6	18	7	12	(0)	119
2013	6	13	14	10	7	7	20	12	17	11	15	9	(0)	141
2014 ⁽³⁾	7													
Paternity - KNT														
2012	36	65	74	45	64	41	42	55	36	60	50	24	(-3)	589
2013	35	40	43	40	47	62	38	44	38	39	42	24	(+3)	495
2014 ⁽³⁾	35													
General Civil⁽²⁾ - KNT														
2012	789	871	964	921	993	899	809	934	782	969	727	712	(+18)	10388
2013	935	729	834	932	861	732	876	786	735	818	615	654	(+24)	9431
2014 ⁽³⁾	769													

Note: Table 1 presents total number of cases filed and designated to SEA and KNT. Modifications/Re-opened cases (under the original case number) are not included because SCOMIS currently lacks the capability in capturing re-opens and modifications.

- (1) "Adj" = adjustment made at year-end if necessary.
- (2) "General Civil" includes all civil actions (including RALJ), except "Matters Filed with Clerk" (Tax Warrants, Abstract of Judgment, Foreign Judgment, and Transcript of Judgment), Domestic, Probate, Guardianship, Adoption, and Paternity cases. Also, starting June 2004, asbestos cases have been separated out.
- (3) Reflects all documents received by **02/15/2014**. Year-end adjustment may be needed to reflect data entered after the time of this monthly report.

Table 2. Monthly Resolutions

SEA	Jan	Feb	Mar	Apr	May	Jun	Jul	Aug	Sep	Oct	Nov	Dec	Adj ⁽¹⁾	Annual
TOTAL - SEA														
2012	1960	2089	2278	2280	2337	2288	2121	2256	1868	2360	2053	1967	(-621)	25236
2013	2268	2040	2209	2305	2333	1978	2150	2064	1844	2215	1743	1943	(-608)	24484
2014 ⁽³⁾	1964													
Domestic - SEA														
2012	311	391	396	351	444	411	413	442	356	472	412	443	(-46)	4796
2013	403	361	453	400	429	408	426	406	388	441	371	471	(-39)	4918
2014 ⁽³⁾	411													
Probate - SEA														
2012	311	354	398	371	387	363	302	349	335	336	370	330	(-22)	4184
2013	416	367	430	441	465	346	357	358	289	394	326	336	(-18)	4507
2014 ⁽³⁾	354													
Guardianship - SEA														
2012	31	40	40	49	60	40	47	46	34	47	45	52	(+10)	541
2013	38	36	31	48	41	38	54	48	45	56	33	41	(+14)	523
2014 ⁽³⁾	43													
Adoption - SEA														
2012	15	19	33	24	27	39	31	35	19	38	38	71	(+1)	390
2013	12	29	27	23	28	40	37	42	19	16	36	55	(+1)	365
2014 ⁽³⁾	21													
Paternity - SEA														
2012	44	43	40	58	55	35	37	44	32	53	21	37	(-4)	495
2013	40	49	58	31	34	43	35	23	38	48	19	39	(+3)	460
2014 ⁽³⁾	49													
General Civil⁽²⁾ - SEA														
2012	1247	1237	1365	1424	1360	1396	1288	1309	1090	1397	1160	1027	(-537)	14763
2013	1350	1195	1207	1355	1327	1099	1239	1182	1063	1258	958	999	(-567)	13665
2014 ⁽³⁾	1080													
Asbestos Cases - SEA														
2012	1	5	6	3	4	4	3	31	2	17	7	7	(-23)	67
2013	9	3	3	7	9	4	2	5	2	2	0	2	(-2)	46
2014 ⁽³⁾	6													

KNT	Jan	Feb	Mar	Apr	May	Jun	Jul	Aug	Sep	Oct	Nov	Dec	Adj ⁽¹⁾	Annual
TOTAL - KNT														
2012	1196	1339	1373	1525	1414	1508	1397	1480	1215	1507	1307	1180	(-615)	15937
2013	1442	1250	1339	1347	1381	1227	1421	1389	1202	1345	1052	1153	(-524)	15024
2014 ⁽³⁾	1298													
Domestic - KNT														
2012	238	252	250	240	237	264	253	259	206	269	233	252	(-39)	2917
2013	250	218	243	231	255	242	287	284	264	266	224	250	(-17)	2997
2014 ⁽³⁾	236													
Probate - KNT														
2012	76	99	117	106	111	100	105	91	84	119	103	78	(-12)	1172
2013	97	103	134	117	103	108	109	114	92	97	78	102	(+9)	1263
2014 ⁽³⁾	142													
Guardianship - KNT														
2012	18	25	26	37	24	36	22	37	36	20	22	33	(-16)	333
2013	25	24	22	36	24	25	31	23	31	36	27	25	(-5)	324
2014 ⁽³⁾	34													
Adoption - KNT														
2012	5	5	6	6	10	12	8	10	10	8	16	19	(+4)	115
2013	4	16	7	4	13	15	22	11	15	15	14	19	(0)	155
2014 ⁽³⁾	5													
Paternity - KNT														
2012	45	40	45	41	50	46	46	67	49	42	46	31	(+3)	542
2013	40	49	29	49	49	41	51	52	43	50	38	40	(-3)	528
2014 ⁽³⁾	54													
General Civil⁽²⁾ -														
2012	814	918	929	1095	981	1050	963	1016	830	1049	887	767	(-555)	10858
2013	1026	840	904	910	937	796	921	905	757	881	671	717	(-508)	9757
2014 ⁽³⁾	827													

Note: Table 2 presents total number of resolutions of SEA and KNT cases. Modifications/Re-opened cases (under the original case number) are not included because SCOMIS currently lacks the capability in capturing re-opens and modifications.

- (1) "Adj" = adjustment made at the end of the year if necessary.
- (2) "General Civil" include all civil actions (including RALJ), except "Matters Filed with Clerk" (Tax Warrants, Abstract of Judgment, Foreign Judgment, and Transcript of Judgment), Domestic, Probate, Guardianship, Adoption, and Paternity cases. Also, starting June 2004, asbestos cases have been separated out.
- (3) Reflects all documents received by 02/15/2014. Year-end adjustment may be needed to reflect data entered after the time of this monthly report.

Table 3. Percentage of Cases Resolved in Specified Time Intervals

SEA	Dec 2012	Jan 2013	Feb 2013	Mar 2013	Apr 2013	May 2013	Jun 2013	Jul 2013	Aug 2013	Sep 2013	Oct 2013	Nov 2013	Dec 2013	Jan 2014
Domestic - SEA														
90% in 8 months	71%	62%	62%	68%	64%	69%	70%	68%	70%	67%	69%	69%	70%	66%
98% in 10 months	80%	68%	70%	74%	74%	77%	78%	74%	77%	73%	75%	78%	80%	75%
100% in 14 months	96%	92%	93%	96%	98%	94%	94%	92%	94%	95%	92%	96%	96%	93%
Probate - SEA														
90% in 8 months	98%	100%	99%	99%	92%	83%	93%	99%	99%	98%	99%	99%	100%	100%
98% in 18 months	99%	100%	100%	100%	95%	84%	95%	100%	100%	99%	100%	100%	100%	100%
100% in 36 months	100%	100%	100%	100%	100%	84%	98%	100%	100%	100%	100%	100%	100%	100%
Guardianship - SEA														
90% in 8 months	90%	89%	89%	87%	94%	81%	97%	91%	73%	98%	96%	91%	98%	91%
98% in 18 months	96%	92%	97%	100%	96%	93%	100%	98%	94%	100%	100%	100%	98%	98%
100% in 36 months	100%	100%	100%	100%	98%	98%	100%	100%	100%	100%	100%	100%	98%	100%
Adoption - SEA														
90% in 8 months	97%	83%	76%	82%	78%	96%	50%	62%	69%	84%	100%	94%	91%	95%
98% in 10 months	97%	92%	79%	93%	87%	96%	50%	65%	69%	90%	100%	97%	95%	100%
100% in 14 months	99%	92%	93%	93%	91%	100%	50%	65%	74%	95%	100%	97%	96%	100%
Paternity - SEA														
90% in 8 months	95%	85%	78%	78%	74%	79%	81%	71%	78%	82%	73%	79%	56%	61%
98% in 10 months	100%	93%	86%	93%	84%	79%	88%	97%	96%	92%	90%	95%	77%	96%
100% in 14 months	100%	98%	90%	98%	100%	94%	95%	100%	100%	97%	98%	95%	92%	96%
General Civil⁽¹⁾ - SEA														
90% in 12 months	82%	78%	83%	79%	79%	81%	78%	80%	82%	81%	82%	83%	81%	81%
98% in 18 months	94%	89%	92%	91%	90%	91%	91%	92%	94%	93%	93%	94%	96%	93%
100% in 24 months	97%	98%	98%	98%	98%	97%	97%	97%	98%	98%	98%	98%	99%	98%
KNT														
Domestic - KNT														
90% in 8 months	67%	61%	61%	59%	59%	60%	65%	65%	62%	68%	62%	55%	70%	60%
98% in 10 months	76%	72%	71%	68%	67%	74%	73%	73%	71%	77%	71%	66%	76%	71%
100% in 14 months	92%	89%	93%	89%	89%	94%	93%	91%	92%	95%	90%	81%	95%	91%
Probate - KNT														
90% in 8 months	99%	99%	100%	99%	90%	97%	93%	100%	98%	99%	100%	100%	98%	99%
98% in 18 months	99%	100%	100%	99%	92%	97%	94%	100%	99%	100%	100%	100%	100%	100%
100% in 36 months	100%	100%	100%	100%	98%	97%	100%	100%	99%	100%	100%	100%	100%	100%
Guardianship - KNT														
90% in 8 months	89%	88%	92%	86%	89%	75%	84%	94%	91%	94%	89%	96%	92%	94%
98% in 18 months	97%	96%	100%	91%	100%	96%	96%	97%	100%	97%	100%	100%	100%	100%
100% in 36 months	100%	100%	100%	100%	100%	100%	100%	100%	100%	100%	100%	100%	100%	100%
Adoption - KNT														
90% in 8 months	100%	50%	19%	100%	100%	92%	67%	86%	73%	93%	93%	86%	84%	100%
98% in 10 months	100%	50%	25%	100%	100%	92%	67%	86%	73%	93%	93%	100%	95%	100%
100% in 14 months	100%	50%	25%	100%	100%	100%	67%	86%	82%	93%	93%	100%	95%	100%
Paternity - KNT														
90% in 8 months	81%	93%	67%	90%	80%	84%	76%	80%	77%	91%	82%	74%	80%	82%
98% in 10 months	87%	100%	96%	97%	94%	94%	98%	196%	87%	93%	92%	92%	100%	97%
100% in 14 months	97%	100%	100%	100%	100%	100%	98%	100%	94%	98%	100%	97%	100%	97%
General Civil⁽¹⁾ - KNT														
90% in 12 months	88%	88%	89%	87%	88%	88%	89%	89%	87%	88%	87%	86%	85%	88%
98% in 18 months	94%	94%	96%	95%	96%	94%	96%	95%	95%	96%	95%	96%	93%	94%
100% in 24 months	98%	99%	99%	99%	98%	98%	98%	99%	98%	98%	97%	98%	98%	97%

Note: Table 3 presents the age of resolved cases – the time between filing and resolution, minus any suspense time if applicable. Modifications/Re-opened cases (under the original case number) are not included because SCOMIS currently lacks the capability in capturing re-opens and modifications.

Court adopted time guideline (based on suggestion from BJA State Advisory Committee, see LCR 4 official comment): (a) Civil - 90% by 360 days (12 months), 98% by 540 days (18 months); (b) Domestic - 90% by 240 days (8 months), 98% by 300 days (10 months); (c) Probate/Guardianship - 90% by 240 days (8 months), 98% by 540 days (18 months); (d) Adoption/Paternity - 90% by 240 days (8 months); 98% by 300 days (10 months).

(1) “General Civil” includes all civil actions (including RALJ), except “Matters Filed with Clerk” (Tax Warrants, Abstract of Judgment, Foreign Judgment, and Transcript of Judgment), Domestic, Probate, Guardianship, Adoption, and Paternity cases. NOT including asbestos cases, starting June 2004.

Table 4. Monthly Pending Caseload

SEA	Jan	Feb	Mar	Apr	May	Jun	Jul	Aug	Sep	Oct	Nov	Dec
TOTAL - SEA												
2013	9698	9582	9655	9646	9515	9402	9524	9588	9671	9572	9668	9471
2014 ⁽²⁾	9507											
Domestic - SEA												
2013	2698	2766	2764	2803	2775	2751	2790	2843	2916	2893	2912	2774
2014 ⁽²⁾	2797											
Probate - SEA												
2013	554	561	587	565	490	490	498	514	544	564	601	640
2014 ⁽²⁾	671											
Guardianship - SEA												
2013	156	160	177	178	179	191	194	206	197	187	191	204
2014 ⁽²⁾	216											
Adoption - SEA												
2013	168	159	169	170	167	154	140	129	140	158	153	132
2014 ⁽²⁾	143											
Paternity - SEA												
2013	256	249	226	234	242	240	245	261	255	234	233	224
2014 ⁽²⁾	206											
General Civil ⁽¹⁾ - SEA												
2013	5794	5614	5651	5610	5585	5496	5575	5556	5538	5452	5486	5405
2014 ⁽²⁾	5384											
Asbestos Cases – SEA (active only)												
2013	72	73	81	86	77	80	82	79	81	84	92	92
2014 ⁽²⁾	90											

KNT	Jan	Feb	Mar	Apr	May	Jun	Jul	Aug	Sep	Oct	Nov	Dec
TOTAL - KNT												
2013	4789	4754	4808	4791	4801	4790	4805	4696	4736	4768	4766	4672
2014 ⁽²⁾	4646											
Domestic - KNT												
2013	1742	1756	1798	1831	1844	1829	1809	1753	1734	1757	1754	1712
2014 ⁽²⁾	1715											
Probate - KNT												
2013	103	113	109	98	102	98	98	97	105	114	116	127
2014 ⁽²⁾	123											
Guardianship - KNT												
2013	96	100	102	91	106	111	111	121	114	113	106	100
2014 ⁽²⁾	97											
Adoption - KNT												
2013	50	47	53	59	53	46	44	45	47	43	44	34
2014 ⁽²⁾	36											
Paternity - KNT												
2013	247	240	253	245	244	266	256	249	245	234	238	222
2014 ⁽²⁾	202											
General Civil ⁽¹⁾ - KNT												
2013	2551	2498	2493	2467	2452	2440	2487	2431	2491	2507	2505	2477
2014 ⁽²⁾	2473											

SEA/KNT	Jan	Feb	Mar	Apr	May	Jun	Jul	Aug	Sep	Oct	Nov	Dec
TOTAL												
2013	14487	14336	14463	14437	14316	14192	14329	14284	14407	14340	14434	14143
2014 ⁽²⁾	14153											

Note: Pending caseload = cases remain active and unresolved at the end of reporting period, excluding cases on suspense status (in arbitration, appeal). The pending caseload does not include re-opened cases and modifications (under the original case number) because SCOMIS currently lacks the capability in capturing the re-opens and modifications.

(1) "General Civil" includes all civil actions (including RALJ), except "Matters Filed with Clerk" (Tax Warrants, Abstract of Judgment, Foreign Judgment, and Transcript of Judgment), Domestic, Probate, Guardianship, Adoption, and Paternity cases. Also, Starting June 2004, asbestos cases have been separated out.

(2) Reflects all documents received by 02/15/2014.

Table 5. Age of Pending Cases

SEA	Jan 2013	Feb 2013	Mar 2013	Apr 2013	May 2013	Jun 2013	Jul 2013	Aug 2013	Sep 2013	Oct 2013	Nov 2013	Dec 2013	Jan 2014
Domestic – SEA													
Median Age (50 th percentile) *	121	115	111	103	101	111	113	114	106	108	115	124	124
# of Cases in Age Interval													
0 - 120 days (0 - 4 months)	1345	1425	1474	1547	1545	1457	1482	1483	1587	1534	1509	1384	1367
121 - 240 days (5 - 8 months)	745	755	720	678	644	679	718	790	754	768	761	750	804
241 - 360 days (9 - 12 months)	408	386	358	362	373	410	382	352	346	356	397	400	386
361 - 540 days (13 - 18 months)	110	113	115	116	113	107	107	116	126	140	147	139	138
> 540 days (> 18 months)	90	87	97	100	100	98	101	102	103	95	98	101	102
Probate – SEA													
Median Age (50 th percentile) *	730	724	644	617	453	425	438	465	441	441	410	398	400
# of Cases in Age Interval													
0 - 120 days (0 - 4 months)	111	105	111	107	100	106	92	100	117	120	140	151	152
121 - 240 days (5 - 8 months)	50	53	65	67	67	72	76	73	70	73	73	83	93
241 - 360 days (9 - 12 months)	53	54	53	47	42	44	51	52	58	64	61	66	69
361 - 540 days (13 - 18 months)	42	45	48	48	53	57	60	61	65	62	70	72	78
> 540 days (> 18 months)	298	304	310	296	228	211	219	228	234	245	257	268	279
Guardianship – SEA													
Median Age (50 th percentile) *	77	77	67	76	75	76	78	69	78	92	109	106	88
# of Cases in Age Interval													
0 - 120 days (0 - 4 months)	100	104	113	106	109	121	118	135	119	104	102	107	119
121 - 240 days (5 - 8 months)	24	21	31	39	37	29	32	33	33	37	34	36	32
241 - 360 days (9 - 12 months)	11	17	15	15	17	19	22	20	23	20	24	28	25
361 - 540 days (13 - 18 months)	15	11	9	9	10	15	15	13	16	19	21	21	28
> 540 days (> 18 months)	6	7	9	9	6	7	7	5	6	7	10	12	12
Adoption – SEA													
Median Age (50 th percentile) *	231	253	242	234	277	154	152	158	149	127	128	152	134
# of Cases in Age Interval													
0 - 120 days (0 - 4 months)	60	50	61	66	59	68	57	53	63	78	74	60	63
121 - 240 days (5 - 8 months)	26	27	23	19	21	17	25	28	28	27	20	14	21
241 - 360 days (9 - 12 months)	22	18	17	15	16	15	13	11	11	12	16	17	16
361 - 540 days (13 - 18 months)	17	21	23	23	20	21	18	14	14	16	17	15	14
> 540 days (> 18 months)	43	43	45	47	51	33	27	23	24	25	26	24	29
Paternity – SEA													
Median Age (50 th percentile) *	93	93	88	92	107	87	94	100	111	115	125	132	126
# of Cases in Age Interval													
0 - 120 days (0 - 4 months)	158	159	133	142	135	147	158	157	147	123	106	98	97
121 - 240 days (5 - 8 months)	72	63	73	72	86	71	62	78	81	83	94	101	79
241 - 360 days (9 - 12 months)	20	23	14	16	19	19	22	19	19	19	23	17	21
361 - 540 days (13 - 18 months)	5	3	5	3	0	2	2	6	7	8	9	7	8
> 540 days (> 18 months)	1	1	1	1	2	1	1	1	1	1	1	1	1
General Civil⁽¹⁾ - SEA													
Median Age (50 th percentile) *	190	196	186	183	178	175	167	167	169	172	178	182	180
# of Cases in Age Interval													
0 - 120 days (0 - 4 months)	2137	2000	2069	2136	2189	2169	2241	2198	2172	2113	2074	1998	1983
121 - 240 days (5 - 8 months)	1222	1201	1217	1178	1163	1130	1189	1238	1266	1286	1274	1264	1261
241 - 360 days (9 - 12 months)	947	926	898	905	852	858	848	816	807	805	861	856	902
361 - 540 days (13 - 18 months)	943	959	941	901	918	890	848	841	831	803	787	777	756
541 - 720 days (19 - 24 months)	314	305	297	284	267	255	256	267	256	238	279	288	266
> 720 days (> 24 months)	231	223	229	206	196	194	193	196	206	207	211	222	216
Asbestos Cases (active) - SEA													
Median Age (50 th percentile) *	476	486	388	297	275	280	276	244	264	280	265	296	317
# of Cases in Age Interval													
0 - 120 days (0 - 4 months)	9	12	20	29	25	26	21	13	17	14	18	18	14
121 - 240 days (5 - 8 months)	12	10	10	8	9	10	19	25	21	25	15	13	19
241 - 360 days (9 - 12 months)	8	9	8	9	12	12	10	9	9	10	24	23	19
361 - 540 days (13 - 18 months)	10	10	11	10	9	11	12	12	13	13	13	14	14
541 - 720 days (19 - 24 months)	5	7	6	6	3	2	2	4	5	6	6	8	8
> 720 days (> 24 months)	28	25	26	24	19	19	18	16	16	16	16	16	16

* Age of active pending cases is time elapsed from filing date to the end of the reporting period, minus any suspense time (in appeal, stay, mediation, arbitration) if applicable. The “median age” indicates the age of half (50%) of the pending cases (half are more, half are less) than the number of days indicated in the table.

(1) “General Civil” includes all civil actions (including RALJ), except “Matters Filed with Clerk” (Tax Warrants, Abstract of Judgment, Foreign Judgment, and Transcript of Judgment), Domestic, Probate, Guardianship, Adoption, and Paternity cases. Also, Starting June 2004, asbestos cases have been separated out.

Table 5. Age of Pending Cases (cont.)

KNT	Jan 2013	Feb 2013	Mar 2013	Apr 2013	May 2013	Jun 2013	Jul 2013	Aug 2013	Sep 2013	Oct 2013	Nov 2013	Dec 2013	Jan 2014
Domestic - KNT													
Median Age (50 th percentile) *	141	141	133	119	117	123	128	124	124	122	122	133	141
# of Cases in Age Interval													
0 - 120 days (0 - 4 months)	754	773	853	920	938	904	855	844	856	869	868	797	763
121 - 240 days (5 - 8 months)	514	515	498	450	449	449	496	486	453	455	446	464	495
241 - 360 days (9 - 12 months)	251	242	231	249	254	278	266	233	222	231	244	244	256
361 - 540 days (13 - 18 months)	105	112	106	106	98	91	83	80	89	86	82	90	83
> 540 days (> 18 months)	108	114	110	106	105	107	109	110	114	116	114	117	118
Probate – KNT													
Median Age (50 th percentile) *	366	339	370	336	332	273	304	335	308	312	327	348	382
# of Cases in Age Interval													
0 - 120 days (0 - 4 months)	26	36	33	29	26	27	24	18	25	33	35	41	31
121 - 240 days (5 - 8 months)	15	10	9	12	18	20	21	21	14	12	12	10	13
241 - 360 days (9 - 12 months)	10	13	11	10	11	8	8	12	16	18	19	17	12
361 - 540 days (13 - 18 months)	15	14	12	10	11	13	15	14	15	15	14	16	22
> 540 days (> 18 months)	37	40	44	37	36	30	30	32	35	36	39	43	45
Guardianship - KNT													
Median Age (50 th percentile) *	93	83	87	89	59	48	59	69	64	74	74	98	81
# of Cases in Age Interval													
0 - 120 days (0 - 4 months)	60	58	59	51	70	78	74	80	71	73	65	59	57
121 - 240 days (5 - 8 months)	11	18	18	15	16	12	14	18	17	17	15	16	15
241 - 360 days (9 - 12 months)	14	9	9	9	7	11	11	10	14	9	9	7	7
361 - 540 days (13 - 18 months)	6	7	10	8	5	3	6	7	6	7	10	11	10
> 540 days (> 18 months)	5	8	6	8	8	7	6	6	6	7	7	7	8
Adoption – KNT													
Median Age (50 th percentile) *	299	186	117	105	144	129	125	89	106	115	119	156	181
# of Cases in Age Interval													
0 - 120 days (0 - 4 months)	13	19	27	32	23	22	21	24	26	13	22	12	13
121 - 240 days (5 - 8 months)	5	8	7	5	9	6	8	8	8	6	6	9	9
241 - 360 days (9 - 12 months)	9	9	7	7	4	4	4	2	3	4	5	3	4
361 - 540 days (13 - 18 months)	5	3	4	6	8	7	5	5	5	4	4	3	3
> 540 days (> 18 months)	18	8	8	9	9	7	6	6	5	6	7	6	7
Paternity – KNT													
Median Age (50 th percentile) *	107	112	116	91	99	84	79	88	99	90	94	103	93
# of Cases in Age Interval													
0 - 120 days (0 - 4 months)	142	135	129	146	156	180	171	163	162	141	149	132	123
121 - 240 days (5 - 8 months)	86	90	103	80	63	64	58	68	66	80	79	78	68
241 - 360 days (9 - 12 months)	18	13	18	16	20	16	21	13	11	7	5	7	8
361 - 540 days (13 - 18 months)	1	2	3	2	4	5	5	4	5	5	4	4	3
> 540 days (> 18 months)	0	0	0	1	1	1	1	1	1	1	1	1	0
General Civil⁽¹⁾ - KNT													
Median Age (50 th percentile) *	164	167	160	156	150	152	148	152	153	151	156	159	159
# of Cases in Age Interval													
0 - 120 days (0 - 4 months)	1064	1005	1051	1076	1077	1057	1081	1030	1075	1084	1041	1046	998
121 - 240 days (5 - 8 months)	512	524	504	484	485	480	521	541	569	575	595	541	572
241 - 360 days (9 - 12 months)	398	397	350	353	343	359	344	353	344	348	369	396	415
361 - 540 days (13 - 18 months)	388	377	395	353	351	347	357	327	307	317	312	306	309
541 - 720 days (19 - 24 months)	122	126	122	128	121	119	102	91	102	92	94	90	82
> 720 days (> 24 months)	67	69	71	73	75	78	82	89	94	91	94	98	97

* Age of active pending cases is time elapsed from filing date to the end of the reporting period, minus any suspense time (in appeal, stay, mediation, arbitration) if applicable. The “median age” indicates the age of half (50%) of the pending cases (half are more, half are less) than the number of days indicated in the table.

(1) “General Civil” includes all civil actions (including RALJ), except “Matters Filed with Clerk” (Tax Warrants, Abstract of Judgment, Foreign Judgment, and Transcript of Judgment), Domestic, Probate, Guardianship, Adoption, and Paternity cases.

Table 6. SEA/KNT Filings, Resolutions, and Pending Caseload as a Percentage of All Cases

	Jan 2013	Feb 2013	Mar 2013	Apr 2013	May 2013	Jun 2013	Jul 2013	Aug 2013	Sep 2013	Oct 2013	Nov 2013	Dec 2013	Jan 2014 ⁽¹⁾
Total Filings ⁽²⁾													
SEA - # of Cases Filed	2173	1859	2196	2229	2114	1785	2157	2094	1838	2039	1758	1697	1945
KNT - # of Cases Filed	1340	1151	1328	1269	1328	1163	1325	1226	1146	1278	986	11002	1204
SEA %	62%	62%	62%	64%	61%	61%	62%	63%	62%	62%	64%	63%	62%
KNT %	38%	38%	38%	36%	39%	39%	38%	37%	38%	38%	36%	37%	38%
Total Cases Assigned													
SEA - # of Cases Assigned	1246	1102	1292	1327	1248	999	1246	1200	1100	1104	1002	889	1053
KNT - # of Cases Assigned	710	634	787	734	736	626	703	651	642	668	584	494	577
SEA %	64%	64%	62%	64%	63%	62%	64%	65%	63%	62%	63%	64%	65%
KNT %	36%	36%	38%	36%	37%	38%	36%	35%	37%	38%	38%	36%	35%
Total Resolutions ⁽²⁾													
SEA - # of Cases Resolved	2268	2040	2209	2305	2333	1978	2150	2064	1844	2215	1743	1943	1964
KNT - # of Cases Resolved	1442	1250	1339	1347	1381	1227	1421	1389	1202	1345	1052	1153	1298
SEA %	61%	62%	62%	63%	63%	62%	60%	60%	61%	62%	62%	63%	60%
KNT %	39%	38%	38%	37%	37%	38%	40%	40%	39%	38%	38%	37%	40%
Total Pending Cases ⁽²⁾													
SEA - # of Cases Pending	9698	9582	9655	9646	9515	9402	9524	9588	9671	9572	9668	9471	9507
KNT - # of Cases Pending	4789	4754	4808	4791	4801	4790	4805	4696	4736	4768	4766	4672	4646
SEA %	67%	67%	67%	67%	67%	66%	67%	67%	67%	67%	67%	67%	67%
KNT %	33%	33%	33%	33%	33%	34%	33%	33%	33%	33%	33%	33%	33%

Note: Include civil actions (including RALJ, asbestos cases), except "Matters Filed with Clerk" (Tax Warrants, Abstract of Judgment, Foreign Judgment, and Transcript of Judgment), domestic, probate, guardianship, adoption, and paternity cases.

- (1) Reflects all documents received by **02/15/2014**.
- (2) These categories include cases (case types 2, 3, 4 and 5) with no assignment to judges.

Table 7. Asbestos Cases: Filings, Resolutions, Pending Resolution

	Dec 2012	Jan 2013	Feb 2013	Mar 2013	Apr 2013	May 2013	Jun 2013	Jul 2013	Aug 2013	Sep 2013	Oct 2013	Nov 2013	Dec 2013	Jan 2014
Filings	2	4	5	10	11	0	7	4	2	4	4	8	2	3
Resolutions	7	9	3	3	7	9	4	2	5	2	2	0	2	6
Pending Resolution by Filing Year *	2001	0	1	1	1	1	1	1	0	0	0	0	0	0
	2002	1	0	0	0	0	0	0	0	0	0	0	0	0
	2003	2	2	2	2	2	2	2	0	0	0	0	0	0
	2004	5	5	4	4	4	4	4	4	4	4	4	4	4
	2005	2	2	2	2	2	1	1	1	1	1	1	1	1
	2006	0	0	0	0	0	0	0	0	0	0	0	0	0
	2007	4	4	3	3	3	3	3	3	3	3	3	3	3
	2008	4	4	3	3	2	1	1	1	1	1	1	1	1
	2009	4	3	3	3	3	3	3	2	2	2	2	2	2
	2010	9	7	7	7	6	3	3	3	3	3	3	3	3
	2011	17	13	13	11	8	4	3	3	3	3	2	2	2
	2012	28	27	26	27	26	26	25	24	23	22	22	22	20
	2013		4	9	18	29	29	34	38	39	42	46	52	54
	2014													3
	Total	76	72	73	81	86	77	80	82	79	81	84	92	92

* Including "ACT", "RSTY", and "RAPP" status.

Bankruptcy cases are treated as "resolved and completed" cases and therefore no longer counted in this table starting March 2005.

Appendix Glossary and Definition

Active Status

A case is active if it is not on suspense status (see Suspense Status).

Adjustment

The adjustment for pending cases that are related to suspense and reactivation.

Adoption Cases

This reporting category includes the following “cause-of-action” codes within SCOMIS case type 5:

- Relinquishment (REL)
- Termination of Parent/Child Relationship (TER)
- Adoption (ADP)
- Miscellaneous (MSC)
- Name Change - Confidential (CHN)
- Initial Pre-Placement Report Filed with Clerk (PPR)

Annual Filings

Total number of new case filings during the calendar year (January 1 to December 31)

Case

A case is defined as a filing with an assigned case number.

Case Age

The age of a case is the time (number of days) since the filing date, less any suspense time if applicable.

General Civil Cases (excl. RALJ)

“General Civil” include all civil matters other than appeals from courts of limited jurisdiction and “Matters Filed with Clerk”. Domestic, Probate, Guardianship, Adoption, and Paternity cases. “General Civil” include small claims as identified by the “Small Claim Track”. This reporting category includes the following “cause-of-action” codes within SCOMIS case type 2:

- Administrative Law Review (ALR)
- Change of Name - Non-Confidential (CHN)
- Collection (COL)
- Commercial (COM)
- Condemnation (CON)
- Appeal of a Department of Licensing Revocation (DOL)
- Domestic Violence Protection (DVP)
- Emancipation of Minor (EOM)
- Foreclosure (FOR)
- Civil Harassment (HAR)
- Injunction (INJ)
- Other Malpractice (MAL)
- Medical Malpractice (MED)
- Meretricious Relationship (MER)
- Malicious Harassment (MHA)
- Miscellaneous (MSC)
- Minor Settlement (MST) - *as of 10/1/96, under Guardianship*
- Petition of Civil Commitment- Sexual Predator (PCC)
- Property Fairness (PFA)
- Personal Injury (PIN)
- Property Damage (PRP)
- Quiet Title (QTI)
- Small Claims (LCA/LCI on “Small Claim Track”)
- Seizure of Property from the Commission of a Crime (SPC)
- Seizure of Property Resulting from a Crime (SPR)
- Tort Motor Vehicle (TMV)
- Tort Other (TTO)
- Unlawful Detainer (UND)
- Wrongful Death (WDE)
- Writ of Habeas Corpus (WHC)
- Miscellaneous Writ (WMW)
- Writ of Mandamus (WRM)
- Writ of Restitution (WRR)
- Writ of Review (WRV)

Completion

A case is completed when dispositive document is filed with the court following resolution.

Domestic Cases

This reporting category includes the following “cause-of-action” codes within SCOMIS case type 3:

- Annulment – Invalidity (INV)
- Child Custody (CUS)
- Dissolution With Children Of The Marriage (DIC)
- Dissolution With No Children Of The Marriage (DIN)
- Dissolution of Domestic Partnership – With Children (DPC)
- Dissolution of Domestic Partnership – With No Children (DPN)
- Foreign Judgment (FJU)
- Invalidity – Domestic Partnership (INP)
- Mandatory Wage Assignment (MWA)
- Miscellaneous (MSC)

- Modification (MOD)
- Modification – Support Only (MDS)
- Out-Of-State Child Custody (OSC)
- Parenting Plan / Child Support (PPS)
- Reciprocal, Respondent In-County (RIC)
- Reciprocal, Respondent Out-of-County (ROC)
- Legal Separation (SEP)
- Legal Separation – Domestic Partnership (SPD)

End Pending

Total number of pending cases at the end of reporting period.

Guardianship Cases

This reporting category includes the following “cause-of-action” codes within SCOMIS case type 4:

- Guardianship/Estate (G/E)
- Guardianship (GND)
- Limited Guardianship (LGD)
- Minor Settlement (MST)

Median Age

The median age is the time that 50% of the cases are under and 50% are above the given age. For example, if pending cases have a median age of 12 months, it means that 50% of the pending cases are within the age of 12 months, and 50% of pending cases are over 12 months. The median age is more robust to cases with extreme age values than the average age.

Number of Resolutions

Total number of cases resolved during the reporting period.

Paternity Cases

This reporting category includes the following “cause-of-action” codes within SCOMIS case type 5:

- Modification (MOD)
- Paternity (PAT)
- Paternity/URES/EIFSA (PUR)

Pending Case

A case is defined as pending if it is unresolved and active (not in suspense).

Previous Pending

Total number of pending cases at the beginning of reporting period.

Probate Cases

This reporting category includes the following “cause-of-action” codes within SCOMIS case type 4:

- Absentee (ABS)
- Disclaimer (DSC)
- Estate (EST)
- Foreign Will (FNW)
- Miscellaneous (MSC)
- Non-Probate Notice to Creditors (NNC)
- Will Only (WLL)
- Other Non-specified Resolutions

Reactivated Case

A case returns to active status from suspense status during the reporting period.

Resolution

A case is resolved if all issues in the complaint are fully adjudicated.

Suspended Case

A case is placed in suspense status from active status during the reporting period.

Suspense Status

A case is on suspense status if it is on warrant, appeal, stay, mediation, arbitration (“Deferred Prosecution” is not a suspense status, but is treated as a resolution).

Suspense Time

Time (days) that a case is on suspense status before its resolution. If a case has more than one suspense between filing and resolution, the suspense time is the total from all suspenses. Time on suspense status after resolution (e.g., appeals) is not counted.