

King County Superior Court

Civil Department Statistical Report

March 2015

Department of Judicial Administration
Prepared by: Shiquan Liao, Ph.D., Statistician

Release Date: April 20, 2015

Report #: CV-2015-03

Figure 1. Monthly Filings for SEA, KNT and SEA/KNT Combined

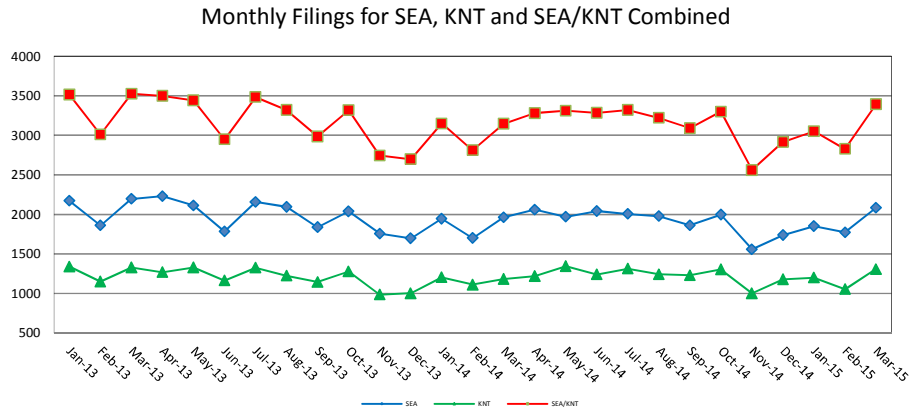


Figure 2. Monthly Resolutions for SEA, KNT and SEA/KNT Combined

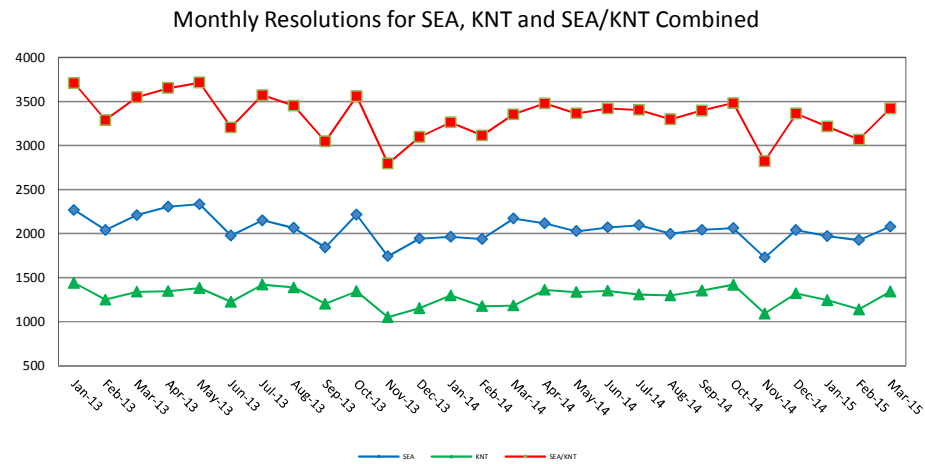


Figure 3. Monthly Pending Caseload for SEA, KNT and SEA/KNT Combined

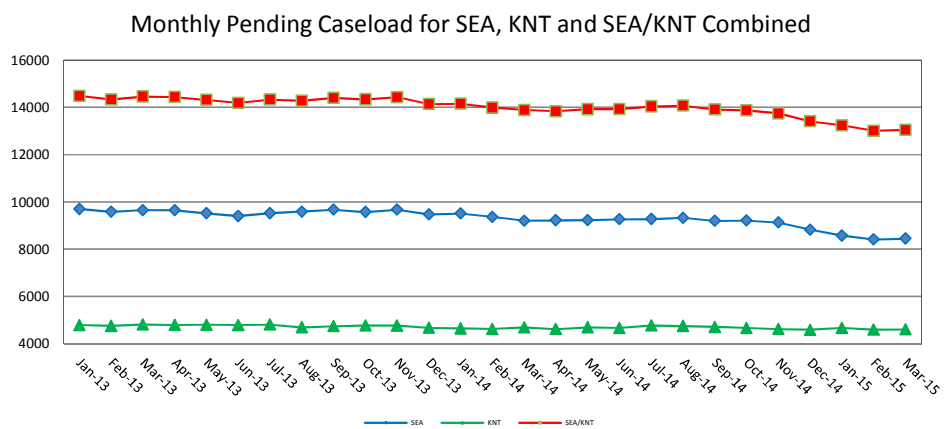


Table 1. Monthly New Filings

SEA	Jan	Feb	Mar	Apr	May	Jun	Jul	Aug	Sep	Oct	Nov	Dec	Adj ⁽¹⁾	Annual
TOTAL - SEA														
2013	2173	1859	2196	2229	2114	1785	2157	2094	1838	2039	1758	1697	(-85)	23854
2014	1945	1700	1963	2060	1968	2042	2006	1977	1860	1997	1558	1737	(-116)	22697
2015 ⁽³⁾	1851	1773	2084											
Domestic - SEA														
2013	395	431	437	442	403	376	461	454	455	421	382	327	(-9)	4975
2014	422	386	413	424	442	466	437	434	449	427	299	345	(-25)	4919
2015 ⁽³⁾	349	356	390											
Probate - SEA														
2013	441	368	449	410	383	340	358	369	311	407	358	372	(-1)	4565
2014	380	351	384	405	388	362	387	382	378	381	321	394	(+4)	4517
2015 ⁽³⁾	435	390	466											
Guardianship - SEA														
2013	44	40	52	48	42	51	57	60	36	46	36	53	(-8)	557
2014	55	47	53	55	54	44	52	43	38	48	45	43	(-5)	572
2015 ⁽³⁾	50	29	57											
Adoption - SEA														
2013	28	18	36	24	25	28	23	31	30	34	31	34	(0)	342
2014	32	30	38	26	31	32	27	23	21	43	32	27	(-1)	361
2015 ⁽³⁾	23	30	34											
Paternity - SEA														
2013	49	43	36	39	43	42	40	41	34	24	19	29	(-3)	436
2014	28	28	40	27	24	31	24	22	14	29	31	35	(-5)	328
2015 ⁽³⁾	27	32	30											
General Civil⁽²⁾ - SEA														
2013	1212	954	1176	1255	1218	941	1214	1137	968	1103	924	880	(-66)	12916
2014	1025	858	1030	1120	1027	1105	1076	1065	957	1065	829	889	(-86)	11960
2015 ⁽³⁾	964	924	1103											
Asbestos Cases - SEA														
2013	4	5	10	11	0	7	4	2	4	4	8	2	(+2)	63
2014	3	0	5	3	2	2	3	8	3	4	1	4	(+2)	41
2015 ⁽³⁾	3	2	4											
KNT														
TOTAL - KNT														
2013	1340	1151	1328	1269	1328	1163	1325	1226	1146	1278	986	1002	(+53)	14595
2014	1204	1111	1183	1220	1344	1242	1313	1243	1230	1303	1002	1179	(+88)	14462
2015 ⁽³⁾	1201	1054	1308											
Domestic - KNT														
2013	234	230	284	258	272	228	252	243	238	272	212	189	(+10)	2922
2014	230	214	238	253	244	281	277	270	257	278	189	235	(+36)	3002
2015 ⁽³⁾	256	283	270											
Probate - KNT														
2013	107	112	129	104	103	104	110	109	95	103	82	107	(+14)	1279
2014	132	128	126	121	117	116	119	92	116	124	98	108	(+6)	1403
2015 ⁽³⁾	129	103	129											
Guardianship - KNT														
2013	23	27	24	25	38	30	29	32	23	35	20	19	(+2)	327
2014	31	23	36	30	33	25	32	33	34	26	36	21	(-4)	356
2015 ⁽³⁾	22	29	24											
Adoption - KNT														
2013	6	13	14	10	7	7	20	12	17	11	15	9	(0)	141
2014	7	8	6	5	10	6	12	11	9	14	12	7	(+2)	109
2015 ⁽³⁾	6	6	13											
Paternity - KNT														
2013	35	40	43	40	47	62	38	44	38	39	42	24	(+3)	495
2014	35	29	37	38	30	29	35	32	19	32	30	23	(+5)	374
2015 ⁽³⁾	24	14	19											
General Civil⁽²⁾ - KNT														
2013	935	729	834	932	861	732	876	786	735	818	615	654	(+24)	9431
2014	769	709	740	773	910	785	838	805	795	829	637	785	(+43)	9418
2015 ⁽³⁾	764	619	853											

Note: Table 1 presents total number of cases filed and designated to SEA and KNT. Modifications/Re-opened cases (under the original case number) are not included because SCOMIS currently lacks the capability in capturing re-opens and modifications.

(1) "Adj" = adjustment made at year-end if necessary.

(2) "General Civil" includes all civil actions (including RALJ), except "Matters Filed with Clerk" (Tax Warrants, Abstract of Judgment, Foreign Judgment, and Transcript of Judgment), Domestic, Probate, Guardianship, Adoption, and Paternity cases. Also, starting June 2004, asbestos cases have been separated out.

(3) Reflects all documents received by 04/15/2015. Year-end adjustment may be needed to reflect data entered after the time of this monthly report.

Table 2. Monthly Resolutions

SEA	Jan	Feb	Mar	Apr	May	Jun	Jul	Aug	Sep	Oct	Nov	Dec	Adj ⁽¹⁾	Annual
TOTAL - SEA														
2013	2268	2040	2209	2305	2333	1978	2150	2064	1844	2215	1743	1943	(-608)	24484
2014	1964	1938	2171	2116	2027	2069	2095	1998	2043	2061	1729	2040	(-669)	23582
2015 ⁽³⁾	1971	1926	2079											
Domestic - SEA														
2013	403	361	453	400	429	408	426	406	388	441	371	471	(-39)	4918
2014	411	381	423	411	406	433	445	369	455	412	337	458	(-33)	4908
2015 ⁽³⁾	429	388	386											
Probate - SEA														
2013	416	367	430	441	465	346	357	358	289	394	326	336	(-18)	4507
2014	354	351	349	382	413	378	370	373	386	383	318	413	(-19)	4451
2015 ⁽³⁾	403	388	437											
Guardianship - SEA														
2013	38	36	31	48	41	38	54	48	45	56	33	41	(+14)	523
2014	43	42	61	58	53	46	40	55	60	51	37	48	(+2)	596
2015 ⁽³⁾	38	34	51											
Adoption - SEA														
2013	12	29	27	23	28	40	37	42	19	16	36	55	(+1)	365
2014	21	22	29	45	38	34	34	35	20	26	37	43	(-2)	382
2015 ⁽³⁾	18	27	26											
Paternity - SEA														
2013	40	49	58	31	34	43	35	23	38	48	19	39	(+3)	460
2014	49	32	37	34	31	40	24	34	32	34	9	25	(+1)	382
2015 ⁽³⁾	30	13	31											
General Civil⁽²⁾ - SEA														
2013	1350	1195	1207	1355	1327	1099	1239	1182	1063	1258	958	999	(-567)	13665
2014	1080	1093	1269	1182	1082	1133	1176	1127	1087	1152	985	1048	(-61)	12797
2015 ⁽³⁾	1043	1068	1141											
Asbestos Cases - SEA														
2013	9	3	3	7	9	4	2	5	2	2	0	2	(-2)	46
2014	6	17	3	4	4	5	6	5	3	3	6	5	(-1)	66
2015 ⁽³⁾	10	8	7											
KNT														
TOTAL - KNT														
2013	1442	1250	1339	1347	1381	1227	1421	1389	1202	1345	1052	1153	(-524)	15024
2014	1298	1176	1184	1362	1337	1350	1308	1298	1354	1420	1093	1322	(-535)	14967
2015 ⁽³⁾	1244	1140	1342											
Domestic - KNT														
2013	250	218	243	231	255	242	287	284	264	266	224	250	(-17)	2997
2014	236	248	234	250	261	261	246	243	205	274	220	293	(-18)	2953
2015 ⁽³⁾	231	230	251											
Probate - KNT														
2013	97	103	134	117	103	108	109	114	92	97	78	102	(+9)	1263
2014	142	118	127	109	122	116	113	98	114	126	97	111	(-2)	1391
2015 ⁽³⁾	119	93	135											
Guardianship - KNT														
2013	25	24	22	36	24	25	31	23	31	36	27	25	(-5)	324
2014	34	22	12	35	26	39	27	18	37	27	26	43	(+6)	352
2015 ⁽³⁾	28	22	31											
Adoption - KNT														
2013	4	16	7	4	13	15	22	11	15	15	14	19	(0)	155
2014	5	3	7	15	7	13	5	10	6	7	15	11	(0)	104
2015 ⁽³⁾	10	6	10											
Paternity - KNT														
2013	40	49	29	49	49	41	51	52	43	50	38	40	(-3)	528
2014	54	45	47	38	44	44	41	34	28	46	33	24	(+1)	479
2015 ⁽³⁾	21	24	35											
General Civil⁽²⁾ -														
2013	1026	840	904	910	937	796	921	905	757	881	671	717	(-508)	9757
2014	827	740	757	915	877	877	876	895	964	940	702	840	(-535)	9688
2015 ⁽³⁾	835	765	880											

Note: Table 2 presents total number of resolutions of SEA and KNT cases. Modifications/Re-opened cases (under the original case number) are not included because SCOMIS currently lacks the capability in capturing re-opens and modifications.

- (1) "Adj" = adjustment made at the end of the year if necessary.
- (2) "General Civil" include all civil actions (including RALJ), except "Matters Filed with Clerk" (Tax Warrants, Abstract of Judgment, Foreign Judgment, and Transcript of Judgment), Domestic, Probate, Guardianship, Adoption, and Paternity cases. Also, starting June 2004, asbestos cases have been separated out.
- (3) Reflects all documents received by 04/15/2015. Year-end adjustment may be needed to reflect data entered after the time of this monthly report.

Table 3. Percentage of Cases Resolved in Specified Time Intervals

SEA	Feb 2014	Mar 2014	Apr 2014	May 2014	Jun 2014	Jul 2014	Aug 2014	Sep 2014	Oct 2014	Nov 2014	Dec 2014	Jan 2015	Feb 2015	Mar 2015
Domestic - SEA														
90% in 8 months	62%	64%	64%	70%	64%	64%	68%	71%	62%	64%	69%	73%	65%	62%
98% in 10 months	70%	74%	75%	80%	73%	74%	75%	77%	72%	77%	81%	78%	75%	74%
100% in 14 months	92%	96%	93%	96%	91%	94%	97%	96%	93%	95%	95%	94%	95%	94%
Probate - SEA														
90% in 8 months	100%	100%	99%	99%	97%	99%	96%	96%	99%	98%	97%	100%	98%	98%
98% in 18 months	100%	100%	100%	100%	99%	100%	99%	100%	100%	99%	100%	100%	99%	100%
100% in 36 months	100%	100%	100%	100%	100%	100%	100%	100%	100%	99%	100%	100%	100%	100%
Guardianship - SEA														
90% in 8 months	95%	87%	93%	85%	91%	88%	89%	90%	86%	92%	90%	95%	100%	86%
98% in 18 months	98%	95%	98%	95%	100%	90%	96%	97%	98%	97%	100%	97%	100%	92%
100% in 36 months	100%	100%	100%	98%	100%	100%	100%	100%	100%	100%	100%	97%	100%	100%
Adoption - SEA														
90% in 8 months	91%	90%	64%	79%	88%	100%	51%	100%	85%	89%	93%	78%	89%	81%
98% in 10 months	91%	90%	67%	81%	88%	100%	54%	100%	85%	89%	93%	78%	96%	85%
100% in 14 months	96%	93%	69%	86%	97%	100%	63%	100%	100%	92%	95%	88%	96%	89%
Paternity - SEA														
90% in 8 months	56%	81%	85%	61%	73%	67%	74%	81%	65%	33%	80%	70%	54%	68%
98% in 10 months	94%	92%	94%	83%	88%	75%	94%	94%	88%	55%	88%	83%	69%	84%
100% in 14 months	97%	100%	100%	90%	98%	92%	100%	100%	97%	89%	96%	93%	100%	94%
General Civil⁽¹⁾ - SEA														
90% in 12 months	79%	73%	84%	82%	81%	80%	84%	81%	80%	81%	82%	79%	82%	78%
98% in 18 months	90%	85%	90%	95%	95%	92%	95%	95%	94%	92%	95%	93%	95%	95%
100% in 24 months	97%	91%	98%	98%	98%	97%	98%	98%	98%	97%	98%	97%	98%	98%

KNT	Feb 2014	Mar 2014	Apr 2014	May 2014	Jun 2014	Jul 2014	Aug 2014	Sep 2014	Oct 2014	Nov 2014	Dec 2014	Jan 2015	Feb 2015	Mar 2015
Domestic - KNT														
90% in 8 months	57%	61%	63%	62%	66%	64%	70%	68%	66%	71%	71%	66%	71%	59%
98% in 10 months	70%	76%	78%	72%	77%	73%	77%	74%	76%	80%	80%	78%	79%	75%
100% in 14 months	93%	93%	94%	90%	95%	90%	95%	91%	92%	97%	94%	94%	93%	95%
Probate - KNT														
90% in 8 months	100%	98%	99%	100%	99%	100%	99%	98%	98%	100%	98%	100%	98%	100%
98% in 18 months	100%	98%	100%	100%	100%	100%	100%	100%	99%	100%	99%	100%	99%	100%
100% in 36 months	100%	99%	100%	100%	100%	100%	100%	100%	100%	100%	99%	100%	100%	100%
Guardianship - KNT														
90% in 8 months	86%	92%	91%	96%	90%	82%	94%	89%	89%	96%	86%	93%	82%	87%
98% in 18 months	95%	100%	97%	100%	97%	96%	100%	100%	96%	100%	96%	100%	91%	100%
100% in 36 months	100%	100%	100%	100%	97%	100%	100%	100%	96%	100%	98%	100%	100%	100%
Adoption - KNT														
90% in 8 months	100%	86%	60%	57%	69%	100%	100%	100%	100%	93%	91%	50%	83%	100%
98% in 10 months	100%	86%	60%	71%	77%	100%	100%	100%	100%	93%	91%	50%	83%	100%
100% in 14 months	100%	86%	68%	71%	85%	100%	100%	100%	100%	100%	100%	50%	100%	100%
Paternity - KNT														
90% in 8 months	87%	81%	95%	93%	89%	88%	88%	89%	94%	85%	96%	91%	96%	83%
98% in 10 months	93%	98%	95%	100%	93%	92%	100%	93%	98%	100%	96%	91%	100%	89%
100% in 14 months	98%	98%	97%	100%	93%	97%	100%	93%	98%	100%	100%	100%	100%	94%
General Civil⁽¹⁾ - KNT														
90% in 12 months	91%	87%	80%	87%	88%	88%	89%	91%	90%	88%	87%	93%	91%	84%
98% in 18 months	97%	93%	90%	95%	96%	96%	97%	97%	97%	97%	95%	98%	97%	97%
100% in 24 months	99%	96%	95%	98%	99%	98%	99%	99%	98%	99%	99%	99%	98%	99%

Note: Table 3 presents the age of resolved cases – the time between filing and resolution, minus any suspense time if applicable. Modifications/Re-opened cases (under the original case number) are not included because SCOMIS currently lacks the capability in capturing re-opens and modifications.

Court adopted time guideline (based on suggestion from BJA State Advisory Committee, see LCR 4 official comment): (a) Civil - 90% by 360 days (12 months), 98% by 540 days (18 months); (b) Domestic - 90% by 240 days (8 months), 98% by 300 days (10 months); (c) Probate/Guardianship - 90% by 240 days (8 months), 98% by 540 days (18 months); (d) Adoption/Paternity - 90% by 240 days (8 months); 98% by 300 days (10 months).

(1) “General Civil” includes all civil actions (including RALJ), except “Matters Filed with Clerk” (Tax Warrants, Abstract of Judgment, Foreign Judgment, and Transcript of Judgment), Domestic, Probate, Guardianship, Adoption, and Paternity cases. NOT including asbestos cases, starting June 2004.

Table 4. Monthly Pending Caseload

SEA	Jan	Feb	Mar	Apr	May	Jun	Jul	Aug	Sep	Oct	Nov	Dec
TOTAL - SEA												
2014	9507	9366	9201	9221	9229	9265	9273	9325	9195	9209	9131	8827
2015 ⁽²⁾	8572	8415	8446									
Domestic - SEA												
2014	2797	2805	2794	2823	2866	2898	2898	2974	2962	2983	2944	2804
2015 ⁽²⁾	2699	2657	2668									
Probate - SEA												
2014	671	676	710	736	716	706	730	747	746	748	756	741
2015 ⁽²⁾	359	373	410									
Guardianship - SEA												
2014	216	220	212	208	210	208	221	208	187	184	194	186
2015 ⁽²⁾	165	170	176									
Adoption - SEA												
2014	143	151	160	141	134	132	125	113	114	132	127	110
2015 ⁽²⁾	112	116	124									
Paternity - SEA												
2014	206	202	205	198	191	184	184	173	154	150	169	176
2015 ⁽²⁾	168	186	181									
General Civil ⁽¹⁾ - SEA												
2014	5384	5239	5043	5039	5038	5067	5049	5041	4961	4940	4872	4741
2015 ⁽²⁾	5003	4853	4830									
Asbestos Cases – SEA (active only)												
2014	90	73	77	76	74	70	66	69	71	72	69	69
2015 ⁽²⁾	66	60	57									

KNT	Jan	Feb	Mar	Apr	May	Jun	Jul	Aug	Sep	Oct	Nov	Dec
TOTAL - KNT												
2014	4646	4623	4690	4618	4694	4667	4770	4749	4711	4666	4616	4586
2015 ⁽²⁾	4668	4593	4603									
Domestic - KNT												
2014	1715	1695	1705	1707	1696	1711	1750	1784	1840	1850	1816	1775
2015 ⁽²⁾	1766	1816	1852									
Probate - KNT												
2014	123	133	139	152	149	154	161	156	158	160	165	166
2015 ⁽²⁾	93	104	101									
Guardianship - KNT												
2014	97	99	123	121	126	113	118	133	130	128	136	116
2015 ⁽²⁾	97	104	98									
Adoption - KNT												
2014	36	41	40	30	33	26	33	34	37	44	42	39
2015 ⁽²⁾	36	36	39									
Paternity - KNT												
2014	202	188	179	177	165	154	148	148	141	127	123	124
2015 ⁽²⁾	127	115	101									
General Civil ⁽¹⁾ - KNT												
2014	2473	2467	2504	2431	2525	2509	2560	2494	2405	2357	2334	2366
2015 ⁽²⁾	2549	2418	2412									

SEA/KNT	Jan	Feb	Mar	Apr	May	Jun	Jul	Aug	Sep	Oct	Nov	Dec
TOTAL												
2014	14153	13989	13891	13839	13923	13932	14043	14074	13906	13875	13747	13413
2015 ⁽²⁾	13240	13008	13049									

Note: Pending caseload = cases remain active and unresolved at the end of reporting period, excluding cases on suspense status (in arbitration, appeal). The pending caseload does not include re-opened cases and modifications (under the original case number) because SCOMIS currently lacks the capability in capturing the re-opens and modifications.

(1) "General Civil" includes all civil actions (including RALJ), except "Matters Filed with Clerk" (Tax Warrants, Abstract of Judgment, Foreign Judgment, and Transcript of Judgment), Domestic, Probate, Guardianship, Adoption, and Paternity cases. Also, Starting June 2004, asbestos cases have been separated out.

(2) Reflects all documents received by 04/15/2015.

Table 5. Age of Pending Cases

SEA	Mar 2014	Apr 2014	May 2014	Jun 2014	Jul 2014	Aug 2014	Sep 2014	Oct 2014	Nov 2014	Dec 2014	Jan 2015	Feb 2015	Mar 2015
Domestic – SEA													
Median Age (50 th percentile) *	120	111	109	106	107	110	111	110	122	128	131	136	114
# of Cases in Age Interval													
0 - 120 days (0 - 4 months)	1402	1483	1508	1570	1559	1590	1591	1570	1466	1343	1232	1212	1278
121 - 240 days (5 - 8 months)	775	726	692	689	727	775	763	807	847	846	852	812	744
241 - 360 days (9 - 12 months)	352	364	410	398	372	337	340	356	370	359	408	416	419
361 - 540 days (13 - 18 months)	153	126	121	124	126	143	139	125	129	119	98	109	122
> 540 days (> 18 months)	112	124	133	117	114	129	129	125	132	137	109	108	105
Probate – SEA													
Median Age (50 th percentile) *	421	424	473	506	516	529	560	584	600	657	241	244	208
# of Cases in Age Interval													
0 - 120 days (0 - 4 months)	139	138	118	116	121	114	117	115	101	86	99	102	137
121 - 240 days (5 - 8 months)	113	117	91	77	74	95	85	78	85	71	80	81	69
241 - 360 days (9 - 12 months)	70	79	87	87	94	68	52	49	48	58	57	61	63
361 - 540 days (13 - 18 months)	90	96	95	91	89	104	116	114	111	102	60	53	51
> 540 days (> 18 months)	298	306	365	335	352	366	376	392	411	424	63	76	87
Guardianship – SEA													
Median Age (50 th percentile) *	103	108	86	105	93	111	133	128	124	89	67	68	66
# of Cases in Age Interval													
0 - 120 days (0 - 4 months)	117	113	113	112	120	109	91	87	96	97	109	109	114
121 - 240 days (5 - 8 months)	26	25	31	29	34	30	24	30	29	20	20	18	24
241 - 360 days (9 - 12 months)	24	23	19	18	15	17	23	21	20	18	12	17	15
361 - 540 days (13 - 18 months)	32	31	26	28	30	30	23	17	17	15	14	16	15
> 540 days (> 18 months)	13	16	21	21	22	22	26	29	32	36	10	10	8
Adoption – SEA													
Median Age (50 th percentile) *	151	125	110	119	147	108	133	106	104	114	112	120	162
# of Cases in Age Interval													
0 - 120 days (0 - 4 months)	72	69	69	70	57	61	52	68	66	56	59	58	70
121 - 240 days (5 - 8 months)	29	26	23	18	23	21	28	26	23	18	17	21	20
241 - 360 days (9 - 12 months)	9	9	10	14	13	11	11	13	15	15	17	11	9
361 - 540 days (13 - 18 months)	20	14	10	8	9	8	8	9	7	7	7	14	13
> 540 days (> 18 months)	30	23	22	22	23	12	15	16	16	14	12	12	12
Paternity – SEA													
Median Age (50 th percentile) *	105	96	102	105	119	118	121	115	118	95	88	96	85
# of Cases in Age Interval													
0 - 120 days (0 - 4 months)	122	116	110	105	95	87	76	78	89	99	106	116	111
121 - 240 days (5 - 8 months)	55	50	56	55	70	63	54	46	50	45	41	50	52
241 - 360 days (9 - 12 months)	17	21	15	16	13	14	16	16	22	23	19	14	12
361 - 540 days (13 - 18 months)	7	7	7	5	2	4	2	4	3	5	2	6	6
> 540 days (> 18 months)	4	4	3	3	4	5	6	6	5	4	0	0	0
General Civil⁽¹⁾ - SEA													
Median Age (50 th percentile) *	176	164	164	153	151	154	159	155	161	167	142	166	148
# of Cases in Age Interval													
0 - 120 days (0 - 4 months)	1965	2073	2090	2173	2156	2062	2069	2024	1956	1860	2238	1872	1915
121 - 240 days (5 - 8 months)	1144	1115	1076	1084	1117	1237	1212	1247	1216	1192	1191	1274	1227
241 - 360 days (9 - 12 months)	848	837	836	810	811	778	719	769	775	827	821	898	875
361 - 540 days (13 - 18 months)	741	711	709	665	654	643	637	577	609	548	513	539	544
541 - 720 days (19 - 24 months)	224	185	203	214	190	192	190	186	185	174	150	161	171
> 720 days (> 24 months)	121	118	124	121	121	129	134	137	131	140	90	109	98
Asbestos Cases (active) - SEA													
Median Age (50 th percentile) *	357	367	360	376	380	358	379	396	371	388	313	318	397
# of Cases in Age Interval													
0 - 120 days (0 - 4 months)	10	11	11	12	10	14	13	18	13	10	13	9	13
121 - 240 days (5 - 8 months)	15	15	10	10	10	10	11	9	12	14	14	16	11
241 - 360 days (9 - 12 months)	14	11	17	11	12	13	9	8	8	9	8	8	10
361 - 540 days (13 - 18 months)	25	27	24	22	22	19	14	14	15	14	13	11	10
541 - 720 days (19 - 24 months)	7	5	6	8	8	9	17	17	15	15	11	10	5
> 720 days (> 24 months)	6	7	6	7	4	4	7	6	6	7	6	6	8

* Age of active pending cases is time elapsed from filing date to the end of the reporting period, minus any suspense time (in appeal, stay, mediation, arbitration) if applicable. The “median age” indicates the age of half (50%) of the pending cases (half are more, half are less) than the number of days indicated in the table.

(1) “General Civil” includes all civil actions (including RALJ), except “Matters Filed with Clerk” (Tax Warrants, Abstract of Judgment, Foreign Judgment, and Transcript of Judgment), Domestic, Probate, Guardianship, Adoption, and Paternity cases. Also, Starting June 2004, asbestos cases have been separated out.

Table 5. Age of Pending Cases (cont.)

KNT	Mar 2014	Apr 2014	May 2014	Jun 2014	Jul 2014	Aug 2014	Sep 2014	Oct 2014	Nov 2014	Dec 2014	Jan 2015	Feb 2015	Mar 2015
Domestic- KNT													
Median Age (50 th percentile) *	140	121	118	110	113	110	113	114	125	132	129	131	132
# of Cases in Age Interval													
0 - 120 days (0 - 4 months)	780	850	850	916	924	943	964	949	881	825	823	866	951
121 - 240 days (5 - 8 months)	466	403	401	376	416	444	458	502	519	542	558	522	462
241 - 360 days (9 - 12 months)	243	245	230	203	200	176	193	186	197	202	202	248	242
361 - 540 days (13 - 18 months)	95	88	93	99	88	100	107	90	90	78	73	69	78
> 540 days (> 18 months)	121	121	122	117	122	121	118	123	129	128	120	111	119
Probate – KNT													
Median Age (50 th percentile) *	391	356	397	417	421	464	486	514	507	536	213	175	240
# of Cases in Age Interval													
0 - 120 days (0 - 4 months)	34	43	38	37	35	20	23	26	31	30	32	40	35
121 - 240 days (5 - 8 months)	21	24	21	18	25	32	30	22	14	12	17	19	20
241 - 360 days (9 - 12 months)	12	9	11	17	16	18	14	15	21	24	16	13	9
361 - 540 days (13 - 18 months)	22	25	25	22	16	15	18	20	18	18	8	13	15
> 540 days (> 18 months)	50	51	54	60	69	71	73	77	83	82	20	19	22
Guardianship - KNT													
Median Age (50 th percentile) *	63	65	80	83	83	74	77	79	72	85	86	74	64
# of Cases in Age Interval													
0 - 120 days (0 - 4 months)	81	79	76	69	74	83	81	77	83	69	59	65	61
121 - 240 days (5 - 8 months)	17	16	21	16	15	20	20	22	22	17	17	20	18
241 - 360 days (9 - 12 months)	6	8	9	7	13	11	9	10	10	10	10	7	9
361 - 540 days (13 - 18 months)	11	8	9	9	4	7	8	7	8	6	3	5	3
> 540 days (> 18 months)	8	10	11	12	12	12	12	12	13	14	8	7	7
Adoption – KNT													
Median Age (50 th percentile) *	206	182	110	131	87	98	120	87	110	134	135	138	92
# of Cases in Age Interval													
0 - 120 days (0 - 4 months)	14	11	17	11	17	19	19	24	22	19	17	15	16
121 - 240 days (5 - 8 months)	9	5	5	7	6	5	7	7	6	7	8	9	11
241 - 360 days (9 - 12 months)	5	8	6	5	4	2	3	5	5	4	6	6	5
361 - 540 days (13 - 18 months)	4	2	2	1	4	6	6	6	7	6	1	2	3
> 540 days (> 18 months)	8	4	3	2	2	2	2	2	2	3	4	4	4
Paternity – KNT													
Median Age (50 th percentile) *	82	79	79	76	81	70	84	82	68	73	86	103	106
# of Cases in Age Interval													
0 - 120 days (0 - 4 months)	115	125	112	105	106	106	97	90	93	84	82	68	60
121 - 240 days (5 - 8 months)	57	39	41	37	33	34	34	27	22	32	37	37	33
241 - 360 days (9 - 12 months)	5	10	6	7	6	3	7	7	4	5	5	6	5
361 - 540 days (13 - 18 months)	2	2	5	5	3	5	3	2	3	2	1	2	1
> 540 days (> 18 months)	0	1	1	0	0	0	0	1	1	1	2	2	2
General Civil⁽¹⁾ - KNT													
Median Age (50 th percentile) *	162	143	122	124	122	126	139	144	146	143	122	163	165
# of Cases in Age Interval													
0 - 120 days (0 - 4 months)	1036	1116	1256	1228	1262	1093	1088	1038	1016	1045	1258	959	1059
121 - 240 days (5 - 8 months)	559	519	477	511	551	676	592	580	592	601	565	637	576
241 - 360 days (9 - 12 months)	394	357	372	369	358	335	318	346	342	384	404	443	426
361 - 540 days (13 - 18 months)	348	315	305	276	285	279	287	264	247	213	230	277	245
541 - 720 days (19 - 24 months)	81	72	69	76	57	63	68	77	80	63	57	58	60
> 720 days (> 24 months)	86	52	46	49	47	48	52	52	57	61	35	44	46

* Age of active pending cases is time elapsed from filing date to the end of the reporting period, minus any suspense time (in appeal, stay, mediation, arbitration) if applicable. The “median age” indicates the age of half (50%) of the pending cases (half are more, half are less) than the number of days indicated in the table.

(1) “General Civil” includes all civil actions (including RALJ), except “Matters Filed with Clerk” (Tax Warrants, Abstract of Judgment, Foreign Judgment, and Transcript of Judgment), Domestic, Probate, Guardianship, Adoption, and Paternity cases.

Table 6. SEA/KNT Filings, Resolutions, and Pending Caseload as a Percentage of All Cases

	Mar 2014	Apr 2014	May 2014	Jun 2014	Jul 2014	Aug 2014	Sep 2014	Oct 2014	Nov 2014	Dec 2014	Jan 2015	Feb 2015	Mar 2015 ⁽¹⁾
Total Filings ⁽²⁾													
SEA - # of Cases Filed	1963	2060	1968	2042	2006	1977	1860	1997	1558	1737	1851	1773	2084
KNT - # of Cases Filed	1183	1220	1344	1242	1313	1243	1230	1303	1002	1179	1201	1054	1308
SEA %	62%	63%	59%	62%	60%	61%	60%	60%	61%	60%	61%	63%	61%
KNT %	38%	37%	41%	38%	40%	39%	40%	40%	39%	40%	39%	37%	39%
Total Cases Assigned													
SEA - # of Cases Assigned	1093	1189	1103	1183	1104	1156	1057	1072	851	873	963	966	1104
KNT - # of Cases Assigned	594	673	746	691	669	657	574	696	481	640	605	541	742
SEA %	65%	64%	60%	63%	62%	64%	65%	61%	64%	58%	61%	64%	60%
KNT %	35%	36%	40%	37%	38%	36%	35%	39%	36%	42%	39%	36%	40%
Total Resolutions ⁽²⁾													
SEA - # of Cases Resolved	2171	2116	2027	2069	2095	1998	2043	2061	1729	2040	1971	1926	2079
KNT - # of Cases Resolved	1184	1362	1337	1350	1308	1298	1354	1420	1093	1322	1244	1140	1342
SEA %	65%	61%	60%	61%	62%	61%	60%	59%	61%	61%	61%	63%	61%
KNT %	35%	39%	40%	39%	38%	39%	40%	41%	39%	39%	39%	37%	39%
Total Pending Cases ⁽²⁾													
SEA - # of Cases Pending	9201	9221	9229	9265	9273	9325	9195	9209	9131	8827	8572	8415	8446
KNT - # of Cases Pending	4690	4618	4694	4667	4770	4749	4711	4666	4616	4586	4668	4593	4603
SEA %	66%	67%	66%	67%	66%	66%	66%	66%	66%	66%	65%	65%	65%
KNT %	34%	33%	34%	33%	34%	34%	34%	34%	34%	34%	35%	35%	35%

Note: Include civil actions (including RALJ, asbestos cases), except "Matters Filed with Clerk" (Tax Warrants, Abstract of Judgment, Foreign Judgment, and Transcript of Judgment), domestic, probate, guardianship, adoption, and paternity cases.

- (1) Reflects all documents received by **04/15/2015**.
- (2) These categories include cases (case types 2, 3, 4 and 5) with no assignment to judges.

Table 7. Asbestos Cases: Filings, Resolutions, Pending Resolution

	Feb 2014	Mar 2014	Apr 2014	May 2014	Jun 2014	Jul 2014	Aug 2014	Sep 2014	Oct 2014	Nov 2014	Dec 2014	Jan 2015	Feb 2015	Mar 2015
Filings	0	5	3	2	2	3	8	3	4	1	4	3	2	4
Resolutions	17	3	4	4	5	6	5	3	3	6	6	10	8	7
Pending Resolution by Filing Year *	2001	0	0	0	0	0	0	0	0	0	0	0	0	0
	2002	0	0	0	0	0	0	0	0	0	0	0	0	0
	2003	0	0	0	0	0	0	0	0	0	0	0	0	0
	2004	0	0	0	0	0	0	0	0	0	0	0	0	0
	2005	0	0	0	0	0	0	0	0	0	0	0	0	0
	2006	0	0	0	0	0	0	0	0	0	0	0	0	0
	2007	0	0	0	0	0	0	0	0	0	0	0	0	0
	2008	0	0	0	0	0	0	0	1	1	1	1	0	0
	2009	2	2	1	1	1	0	0	0	0	0	0	0	0
	2010	1	1	1	1	1	0	0	1	1	1	1	3	1
	2011	1	0	0	0	0	0	0	0	0	0	0	0	0
	2012	19	18	16	14	13	10	10	10	9	5	5	5	4
	2013	48	48	47	45	40	38	35	33	31	31	29	23	20
	2014	2	8	11	13	15	18	24	26	30	31	33	32	30
	2015												3	5
Total	73	77	76	74	70	66	69	71	72	69	69	66	60	

* Including "ACT", "RSTY", and "RAPP" status.

Bankruptcy cases are treated as "resolved and completed" cases and therefore no longer counted in this table starting March 2005.

Appendix Glossary and Definition

Active Status

A case is active if it is not on suspense status (see Suspense Status).

Adjustment

The adjustment for pending cases that are related to suspense and reactivation.

Adoption Cases

This reporting category includes the following “cause-of-action” codes within SCOMIS case type 5:

- Relinquishment (REL)
- Termination of Parent/Child Relationship (TER)
- Adoption (ADP)
- Miscellaneous (MSC)
- Name Change - Confidential (CHN)
- Initial Pre-Placement Report Filed with Clerk (PPR)

Annual Filings

Total number of new case filings during the calendar year (January 1 to December 31)

Case

A case is defined as a filing with an assigned case number.

Case Age

The age of a case is the time (number of days) since the filing date, less any suspense time if applicable.

General Civil Cases (excl. RALJ)

“General Civil” include all civil matters other than appeals from courts of limited jurisdiction and “Matters Filed with Clerk”, Domestic, Probate, Guardianship, Adoption, and Paternity cases. “General Civil” include small claims as identified by the “Small Claim Track”. This reporting category includes the following “cause-of-action” codes within SCOMIS case type 2:

- Administrative Law Review (ALR)
- Change of Name - Non-Confidential (CHN)
- Collection (COL)
- Commercial (COM)
- Condemnation (CON)
- Appeal of a Department of Licensing Revocation (DOL)
- Domestic Violence Protection (DVP)
- Emancipation of Minor (EOM)
- Foreclosure (FOR)
- Civil Harassment (HAR)
- Injunction (INJ)
- Other Malpractice (MAL)
- Medical Malpractice (MED)
- Meretricious Relationship (MER)
- Malicious Harassment (MHA)
- Miscellaneous (MSC)
- Minor Settlement (MST) - as of 10/1/96, under Guardianship
- Petition of Civil Commitment- Sexual Predator (PCC)
- Property Fairness (PFA)
- Personal Injury (PIN)
- Property Damage (PRP)
- Quiet Title (QTI)
- Small Claims (LCA/LCI on “Small Claim Track”)
- Seizure of Property from the Commission of a Crime (SPC)
- Seizure of Property Resulting from a Crime (SPR)
- Tort Motor Vehicle (TMV)
- Tort Other (TTO)
- Unlawful Detainer (UND)
- Wrongful Death (WDE)
- Writ of Habeas Corpus (WHC)
- Miscellaneous Writ (WMW)
- Writ of Mandamus (WRM)
- Writ of Restitution (WRR)
- Writ of Review (WRV)

Completion

A case is completed when dispositive document is filed with the court following resolution.

Domestic Cases

This reporting category includes the following “cause-of-action” codes within SCOMIS case type 3:

- Annulment – Invalidity (INV)
- Child Custody (CUS)
- Dissolution With Children Of The Marriage (DIC)
- Dissolution With No Children Of The Marriage (DIN)
- Dissolution of Domestic Partnership – With Children (DPC)
- Dissolution of Domestic Partnership – With No Children (DPN)
- Foreign Judgment (FJU)
- Invalidity – Domestic Partnership (INP)
- Mandatory Wage Assignment (MWA)
- Miscellaneous (MSC)

- Modification (MOD)
- Modification – Support Only (MDS)
- Out-Of-State Child Custody (OSC)
- Parenting Plan / Child Support (PPS)
- Reciprocal, Respondent In-County (RIC)
- Reciprocal, Respondent Out-of-County (ROC)
- Legal Separation (SEP)
- Legal Separation – Domestic Partnership (SPD)

End Pending

Total number of pending cases at the end of reporting period.

Guardianship Cases

This reporting category includes the following “cause-of-action” codes within SCOMIS case type 4:

- Guardianship/Estate (G/E)
- Guardianship (GND)
- Limited Guardianship (LGD)
- Minor Settlement (MST)

Median Age

The median age is the time that 50% of the cases are under and 50% are above the given age. For example, if pending cases have a median age of 12 months, it means that 50% of the pending cases are within the age of 12 months, and 50% of pending cases are over 12 months. The median age is more robust to cases with extreme age values than the average age.

Number of Resolutions

Total number of cases resolved during the reporting period.

Paternity Cases

This reporting category includes the following “cause-of-action” codes within SCOMIS case type 5:

- Modification (MOD)
- Paternity (PAT)
- Paternity/URES/UIFS/A (PUR)

Pending Case

A case is defined as pending if it is unresolved and active (not in suspense).

Previous Pending

Total number of pending cases at the beginning of reporting period.

Probate Cases

This reporting category includes the following “cause-of-action” codes within SCOMIS case type 4:

- Absentee (ABS)
- Disclaimer (DSC)
- Estate (EST)
- Foreign Will (FNW)
- Miscellaneous (MSC)
- Non-Probate Notice to Creditors (NNC)
- Will Only (WLL)
- Other Non-specified Resolutions

Reactivated Case

A case returns to active status from suspense status during the reporting period.

Resolution

A case is resolved if all issues in the complaint are fully adjudicated.

Suspended Case

A case is placed in suspense status from active status during the reporting period.

Suspense Status

A case is on suspense status if it is on warrant, appeal, stay, mediation, arbitration (“Deferred Prosecution” is not a suspense status, but is treated as a resolution).

Suspense Time

Time (days) that a case is on suspense status before its resolution. If a case has more than one suspense between filing and resolution, the suspense time is the total from all suspenses. Time on suspense status after resolution (e.g., appeals) is not counted.