

King County Superior Court

# Civil Department Statistical Report

September 2016

Department of Judicial Administration  
Prepared by: Shiquan Liao, Ph.D., Statistician

Release Date: october 20, 2016

**Report #: CV-2016-09**

Figure 1. Monthly Filings for SEA, KNT and SEA/KNT Combined

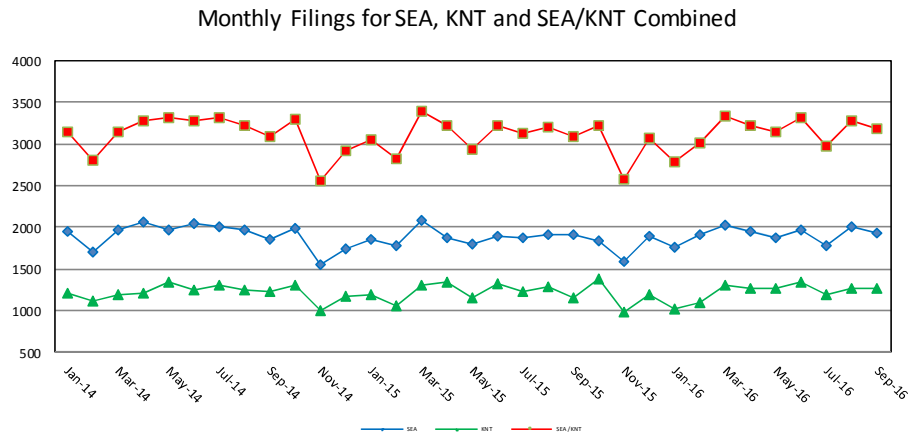


Figure 2. Monthly Resolutions for SEA, KNT and SEA/KNT Combined

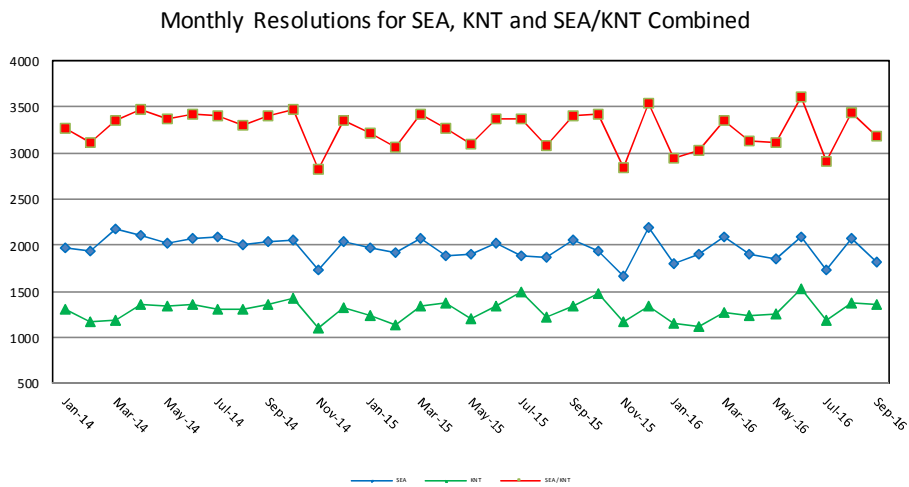


Figure 3. Monthly Pending Caseload for SEA, KNT and SEA/KNT Combined

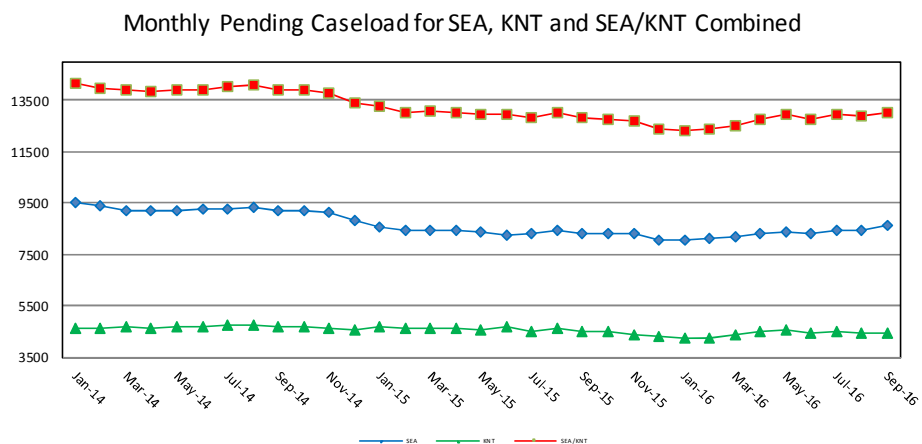


Table 1. Monthly New Filings

SEA	Jan	Feb	Mar	Apr	May	Jun	Jul	Aug	Sep	Oct	Nov	Dec	Adj <sup>(1)</sup>	Annual
<b>TOTAL - SEA</b>														
2014	1945	1700	1963	2060	1968	2042	2006	1977	1860	1997	1558	1737	(-116)	22697
2015	1851	1773	2084	1880	1795	1892	1884	1913	1918	1831	1595	1889	(-97)	22208
2016 <sup>(3)</sup>	1763	1907	2029	1942	1871	1978	1782	2009	1923					
<b>Domestic - SEA</b>														
2014	422	386	413	424	442	466	437	434	449	427	299	345	(-25)	4919
2015	349	356	390	407	380	370	385	423	409	394	325	338	(-20)	7559
2016 <sup>(3)</sup>	354	390	418	387	389	374	361	377	453					
<b>Probate - SEA</b>														
2014	380	351	384	405	388	362	387	382	378	381	321	394	(+4)	4517
2015	435	390	466	341	397	405	366	360	361	362	319	408	(+2)	6022
2016 <sup>(3)</sup>	371	397	431	387	419	449	343	383	360					
<b>Guardianship - SEA</b>														
2014	55	47	53	55	54	44	52	43	38	48	45	43	(-5)	572
2015	50	29	57	57	49	35	52	45	61	43	43	56	(-4)	969
2016 <sup>(3)</sup>	49	43	60	49	60	51	52	68	36					
<b>Adoption - SEA</b>														
2014	32	30	38	26	31	32	27	23	21	43	32	27	(-1)	361
2015	23	30	34	24	32	27	35	18	27	25	26	29	(-5)	460
2016 <sup>(3)</sup>	30	40	30	19	29	30	23	18	35					
<b>Paternity - SEA</b>														
2014	28	28	40	27	24	31	24	22	14	29	31	35	(-5)	328
2015	27	32	30	40	19	36	24	26	17	28	24	18	(-9)	650
2016 <sup>(3)</sup>	18	24	17	24	28	17	21	25	14					
<b>General Civil <sup>(2)</sup> - SEA</b>														
2014	1025	858	1030	1120	1027	1105	1076	1065	957	1065	829	889	(-86)	11960
2015	964	924	1103	1110	916	1016	1008	1041	1039	979	857	1039	(-62)	11834
2016 <sup>(3)</sup>	940	1012	1068	1074	940	1056	975	1131	1022					
<b>Asbestos Cases - SEA</b>														
2014	3	0	5	3	2	2	3	8	3	4	1	4	(+2)	41
2015	3	2	4	1	2	3	14	0	4	0	1	1	(+1)	36
2016 <sup>(3)</sup>	1	1	5	2	6	1	7	7	3					

KNT	Jan	Feb	Mar	Apr	May	Jun	Jul	Aug	Sep	Oct	Nov	Dec	Adj <sup>(1)</sup>	Annual
<b>TOTAL - KNT</b>														
2014	1204	1111	1183	1220	1344	1242	1313	1243	1230	1303	1002	1179	(+88)	14462
2015	1201	1054	1308	1336	1147	1326	1236	1296	1162	1389	983	1183	(+48)	14669
2016 <sup>(3)</sup>	1019	1103	1308	1271	1274	1345	1189	1268	1265					
<b>Domestic - KNT</b>														
2014	230	214	238	253	244	281	277	270	257	278	189	235	(+36)	3002
2015	256	283	270	271	261	275	257	265	258	233	197	207	(+20)	3053
2016 <sup>(3)</sup>	202	255	278	259	268	265	224	278	254					
<b>Probate - KNT</b>														
2014	132	128	126	121	117	116	119	92	116	124	98	108	(+6)	1403
2015	129	103	129	144	110	130	118	117	100	126	88	116	(0)	1410
2016 <sup>(3)</sup>	118	133	136	113	113	119	109	129	130					
<b>Guardianship - KNT</b>														
2014	31	23	36	30	33	25	32	33	34	26	36	21	(-4)	356
2015	22	29	24	36	40	28	31	28	34	46	27	38	(+3)	386
2016 <sup>(3)</sup>	16	35	42	35	34	34	29	46	26					
<b>Adoption - KNT</b>														
2014	7	8	6	5	10	6	12	11	9	14	12	7	(+2)	109
2015	6	6	13	14	9	13	12	15	7	10	11	13	(+6)	135
2016 <sup>(3)</sup>	7	9	14	13	10	15	8	8	9					
<b>Paternity - KNT</b>														
2014	35	29	37	38	30	29	35	32	19	32	30	23	(+5)	374
2015	24	14	19	44	23	29	28	27	27	38	26	29	(+10)	338
2016 <sup>(3)</sup>	16	33	31	19	21	24	15	17	16					
<b>General Civil <sup>(2)</sup> - KNT</b>														
2014	769	709	740	773	910	785	838	805	795	829	637	785	(+43)	9418
2015	764	619	853	827	704	851	790	844	736	936	634	780	(+9)	9347
2016 <sup>(3)</sup>	660	638	807	832	828	888	804	790	830					

Note: Table 1 presents total number of cases filed and designated to SEA and KNT. Modifications/Re-opened cases (under the original case number) are not included because SCOMIS currently lacks the capability in capturing re-opens and modifications.

- (1) "Adj" = adjustment made at year-end if necessary.
- (2) "General Civil" includes all civil actions (including RALJ), except "Matters Filed with Clerk" (Tax Warrants, Abstract of Judgment, Foreign Judgment, and Transcript of Judgment), Domestic, Probate, Guardianship, Adoption, and Paternity cases. Also, starting June 2004, asbestos cases have been separated out.
- (3) Reflects all documents received by **10/15/2016**. Year-end adjustment may be needed to reflect data entered after the time of this monthly report.

Table 2. Monthly Resolutions

SEA	Jan	Feb	Mar	Apr	May	Jun	Jul	Aug	Sep	Oct	Nov	Dec	Adj <sup>(1)</sup>	Annual
<b>TOTAL - SEA</b>														
2014	1964	1938	2171	2116	2027	2069	2095	1998	2043	2061	1729	2040	(-669)	23582
2015	1971	1926	2079	1892	1900	2027	1881	1862	2062	1937	1671	2196	(-657)	22746
2016 <sup>(3)</sup>	1805	1910	2085	1901	1846	2083	1724	2067	1818					
<b>Domestic - SEA</b>														
2014	411	381	423	411	406	433	445	369	455	412	337	458	(-33)	4908
2015	429	388	386	390	397	418	378	371	409	377	358	486	(-23)	4764
2016 <sup>(3)</sup>	363	369	377	374	342	416	357	397	368					
<b>Probate - SEA</b>														
2014	354	351	349	382	413	378	370	373	386	383	318	413	(-19)	4451
2015	403	388	437	341	381	404	356	379	369	351	320	392	(-33)	4488
2016 <sup>(3)</sup>	368	402	417	378	409	425	336	419	357					
<b>Guardianship - SEA</b>														
2014	43	42	61	58	53	46	40	55	60	51	37	48	(+2)	596
2015	38	34	51	46	62	38	43	34	68	48	47	40	(+7)	556
2016 <sup>(3)</sup>	39	40	42	47	58	58	41	50	59					
<b>Adoption - SEA</b>														
2014	21	22	29	45	38	34	34	35	20	26	37	43	(-2)	382
2015	18	27	26	25	29	41	24	20	24	21	25	52	(+1)	333
2016 <sup>(3)</sup>	30	18	35	20	29	30	22	29	24					
<b>Paternity - SEA</b>														
2014	49	32	37	34	31	40	24	34	32	34	9	25	(+1)	382
2015	30	13	31	26	35	20	26	32	34	29	22	20	(-5)	313
2016 <sup>(3)</sup>	32	24	33	17	10	10	20	32	34					
<b>General Civil <sup>(2)</sup> - SEA</b>														
2014	1080	1093	1269	1182	1082	1133	1176	1127	1087	1152	985	1048	(-61)	12797
2015	1043	1068	1141	1057	996	1104	1050	1022	1154	1105	898	1203	(-602)	12329
2016 <sup>(3)</sup>	970	1053	1178	1060	994	1140	946	1139	971					
<b>Asbestos Cases - SEA</b>														
2014	6	17	3	4	4	5	6	5	3	3	6	5	(-1)	66
2015	10	8	7	7	0	2	4	4	4	6	1	3	(-2)	54
2016 <sup>(3)</sup>	3	3	3	5	5	4	2	1	5					

KNT	Jan	Feb	Mar	Apr	May	Jun	Jul	Aug	Sep	Oct	Nov	Dec	Adj <sup>(1)</sup>	Annual
<b>TOTAL - KNT</b>														
2014	1298	1176	1184	1362	1337	1350	1308	1298	1354	1420	1093	1322	(-535)	14967
2015	1244	1140	1342	1371	1199	1340	1486	1221	1345	1485	1169	1341	(-587)	15907
2016 <sup>(3)</sup>	1145	1118	1274	1239	1260	1523	1180	1375	1360					
<b>Domestic - KNT</b>														
2014	236	248	234	250	261	261	246	243	205	274	220	293	(-18)	2953
2015	231	230	251	249	253	323	307	250	244	262	258	278	(-15)	3121
2016 <sup>(3)</sup>	240	219	242	246	219	298	228	265	266					
<b>Probate - KNT</b>														
2014	142	118	127	109	122	116	113	98	114	126	97	111	(-2)	1391
2015	119	93	135	140	113	128	120	108	99	124	86	124	(-3)	1386
2016 <sup>(3)</sup>	105	132	137	112	116	109	106	138	117					
<b>Guardianship - KNT</b>														
2014	34	22	12	35	26	39	27	18	37	27	26	43	(+6)	352
2015	28	22	31	33	28	28	30	28	25	33	24	36	(+8)	354
2016 <sup>(3)</sup>	31	39	29	32	25	38	34	48	33					
<b>Adoption - KNT</b>														
2014	5	3	7	15	7	13	5	10	6	7	15	11	(0)	104
2015	10	6	10	10	9	16	18	12	8	6	16	111	(+1)	133
2016 <sup>(3)</sup>	7	12	14	11	6	17	9	6	14					
<b>Paternity - KNT</b>														
2014	54	45	47	38	44	44	41	34	28	46	33	24	(+1)	479
2015	21	24	35	22	28	30	28	21	35	22	29	31	(+3)	329
2016 <sup>(3)</sup>	33	29	19	25	36	42	12	21	22					
<b>General Civil <sup>(2)</sup> -</b>														
2014	827	740	757	915	877	877	876	895	964	940	702	840	(-535)	9688
2015	835	765	880	917	768	815	983	802	934	1038	756	861	(-581)	9773
2016 <sup>(3)</sup>	729	687	833	813	858	1019	791	897	908					

Note: Table 2 presents total number of resolutions of SEA and KNT cases. Modifications/Re-opened cases (under the original case number) are not included because SCOMIS currently lacks the capability in capturing re-opens and modifications.

- (1) "Adj" = adjustment made at the end of the year if necessary.
- (2) "General Civil" include all civil actions (including RALJ), except "Matters Filed with Clerk" (Tax Warrants, Abstract of Judgment, Foreign Judgment, and Transcript of Judgment), Domestic, Probate, Guardianship, Adoption, and Paternity cases. Also, starting June 2004, asbestos cases have been separated out.
- (3) Reflects all documents received by **10/15/2016**. Year-end adjustment may be needed to reflect data entered after the time of this monthly report.

Table 3. Percentage of Cases Resolved in Specified Time Intervals

SEA	Aug 2015	Sep 2015	Oct 2015	Nov 2015	Dec 2015	Jan 2016	Feb 2016	Mar 2016	Apr 2016	May 2016	Jun 2016	Jul 2016	Aug 2016	Sep 2016
<b>Domestic - SEA</b>														
90% in 8 months	71%	58%	67%	69%	68%	63%	66%	63%	61%	67%	64%	67%	64%	68%
98% in 10 months	79%	68%	76%	79%	78%	72%	76%	74%	71%	79%	77%	76%	80%	78%
100% in 14 months	94%	91%	94%	94%	94%	88%	96%	95%	93%	95%	93%	92%	94%	91%
<b>Probate - SEA</b>														
90% in 8 months	94%	98%	98%	94%	97%	98%	98%	99%	98%	97%	99%	99%	93%	97%
98% in 18 months	99%	100%	99%	96%	99%	99%	100%	100%	100%	99%	99%	100%	98%	99%
100% in 36 months	99%	100%	100%	99%	100%	100%	100%	100%	100%	100%	100%	100%	99%	99%
<b>Guardianship - SEA</b>														
90% in 8 months	94%	91%	85%	94%	93%	100%	98%	98%	98%	83%	86%	83%	92%	92%
98% in 18 months	100%	97%	98%	100%	100%	100%	100%	100%	100%	95%	98%	98%	98%	98%
100% in 36 months	100%	98%	100%	100%	100%	100%	100%	100%	100%	98%	100%	100%	100%	100%
<b>Adoption - SEA</b>														
90% in 8 months	80%	88%	95%	96%	83%	73%	83%	80%	100%	86%	70%	91%	76%	67%
98% in 10 months	85%	88%	100%	96%	85%	73%	94%	86%	100%	86%	70%	91%	79%	67%
100% in 14 months	90%	88%	100%	96%	99%	73%	100%	95%	100%	90%	73%	91%	90%	67%
<b>Paternity - SEA</b>														
90% in 8 months	72%	71%	79%	82%	75%	44%	75%	73%	77%	60%	60%	45%	56%	71%
98% in 10 months	81%	97%	89%	91%	90%	79%	92%	88%	83%	80%	90%	85%	84%	89%
100% in 14 months	97%	100%	97%	96%	100%	97%	100%	97%	100%	90%	100%	95%	97%	94%
<b>General Civil <sup>(1)</sup> - SEA</b>														
90% in 12 months	85%	83%	84%	87%	85%	83%	85%	86%	83%	87%	88%	88%	89%	88%
98% in 18 months	99%	96%	96%	97%	96%	96%	95%	97%	94%	96%	97%	97%	97%	96%
100% in 24 months	99%	98%	98%	98%	98%	98%	99%	99%	97%	98%	99%	99%	98%	98%
<b>KNT</b>														
<b>Domestic - KNT</b>														
90% in 8 months	65%	61%	64%	63%	63%	52%	63%	58%	58%	56%	57%	63%	60%	68%
98% in 10 months	74%	76%	73%	75%	75%	69%	77%	75%	73%	76%	78%	77%	77%	80%
100% in 14 months	94%	95%	92%	93%	92%	89%	95%	92%	94%	96%	94%	96%	96%	95%
<b>Probate - KNT</b>														
90% in 8 months	96%	100%	95%	100%	98%	97%	99%	99%	99%	99%	100%	98%	99%	99%
98% in 18 months	100%	100%	98%	100%	99%	99%	100%	100%	100%	99%	100%	100%	99%	100%
100% in 36 months	100%	100%	100%	100%	99%	100%	100%	100%	100%	100%	100%	100%	100%	100%
<b>Guardianship - KNT</b>														
90% in 8 months	86%	92%	88%	100%	97%	94%	87%	93%	88%	100%	95%	91%	85%	85%
98% in 18 months	100%	100%	97%	100%	97%	100%	100%	100%	97%	100%	100%	100%	98%	100%
100% in 36 months	100%	100%	100%	100%	100%	100%	100%	100%	97%	100%	100%	100%	100%	100%
<b>Adoption - KNT</b>														
90% in 8 months	83%	100%	100%	100%	82%	57%	92%	86%	91%	100%	82%	89%	100%	50%
98% in 10 months	83%	100%	100%	100%	91%	57%	92%	86%	91%	100%	82%	89%	100%	57%
100% in 14 months	100%	100%	100%	100%	100%	71%	92%	86%	91%	100%	82%	89%	100%	64%
<b>Paternity - KNT</b>														
90% in 8 months	91%	80%	100%	83%	88%	82%	90%	79%	76%	89%	81%	100%	86%	77%
98% in 10 months	100%	91%	100%	90%	97%	85%	100%	89%	84%	97%	91%	100%	90%	86%
100% in 14 months	100%	97%	100%	100%	100%	91%	100%	100%	100%	97%	100%	100%	100%	100%
<b>General Civil <sup>(1)</sup> - KNT</b>														
90% in 12 months	87%	88%	89%	88%	93%	88%	92%	88%	90%	91%	94%	94%	93%	95%
98% in 18 months	96%	97%	97%	96%	98%	97%	98%	95%	97%	98%	99%	98%	98%	98%
100% in 24 months	97%	98%	98%	99%	99%	98%	99%	98%	98%	99%	99%	99%	99%	99%

Note: Table 3 presents the age of resolved cases – the time between filing and resolution, minus any suspense time if applicable. Modifications/Re-opened cases (under the original case number) are not included because SCOMIS currently lacks the capability in capturing re-opens and modifications.

Court adopted time guideline (based on suggestion from BJA State Advisory Committee, see LCR 4 official comment): (a) Civil - 90% by 360 days (12 months), 98% by 540 days (18 months); (b) Domestic - 90% by 240 days (8 months), 98% by 300 days (10 months); (c) Probate/Guardianship - 90% by 240 days (8 months), 98% by 540 days (18 months); (d) Adoption/Paternity - 90% by 240 days (8 months); 98% by 300 days (10 months).

(1) "General Civil" includes all civil actions (including RALJ), except "Matters Filed with Clerk" (Tax Warrants, Abstract of Judgment, Foreign Judgment, and Transcript of Judgment), Domestic, Probate, Guardianship, Adoption, and Paternity cases. NOT including asbestos cases, starting June 2004.

Table 4. Monthly Pending Caseload

SEA	Jan	Feb	Mar	Apr	May	Jun	Jul	Aug	Sep	Oct	Nov	Dec
<b>TOTAL - SEA</b>												
2015	8572	8415	8446	8441	8350	8275	8324	8404	8335	8308	8313	8079
2016 <sup>(2)</sup>	8081	8130	8166	8302	8372	8317	8441	8441	8607			
<b>Domestic - SEA</b>												
2015	2699	2657	2668	2692	2674	2638	2634	2688	2699	2709	2674	2524
2016 <sup>(2)</sup>	2503	2533	2600	2625	2684	2635	2635	2615	2699			
<b>Probate - SEA</b>												
2015	359	373	410	418	439	447	466	455	455	475	485	467
2016 <sup>(2)</sup>	473	470	493	511	524	554	568	544	553			
<b>Guardianship - SEA</b>												
2015	165	170	176	187	173	168	176	187	179	174	169	176
2016 <sup>(2)</sup>	186	188	203	206	209	202	214	231	208			
<b>Adoption - SEA</b>												
2015	112	116	124	123	126	111	122	120	124	128	128	105
2016 <sup>(2)</sup>	105	127	123	121	121	122	123	112	123			
<b>Paternity - SEA</b>												
2015	168	186	181	192	176	189	186	180	162	164	168	164
2016 <sup>(2)</sup>	150	149	133	137	155	161	163	157	135			
<b>General Civil <sup>(1)</sup> - SEA</b>												
2015	5003	4853	4830	4778	4709	4668	4676	4714	4656	4604	4635	4587
2016 <sup>(2)</sup>	4609	4610	4559	4650	4626	4593	4683	4721	4831			
<b>Asbestos Cases – SEA (active only)</b>												
2015	66	60	57	51	53	54	64	60	60	54	54	56
2016 <sup>(2)</sup>	55	53	55	52	53	50	55	61	58			

KNT	Jan	Feb	Mar	Apr	May	Jun	Jul	Aug	Sep	Oct	Nov	Dec
<b>TOTAL - KNT</b>												
2015	4668	4593	4603	4595	4572	4653	4470	4603	4504	4476	4376	4283
2016 <sup>(2)</sup>	4210	4248	4344	4483	4560	4459	4508	4455	4439			
<b>Domestic - KNT</b>												
2015	1766	1816	1852	1880	1887	1859	1814	1831	1863	1832	1775	1710
2016 <sup>(2)</sup>	1666	1707	1736	1761	1818	1781	1761	1777	1766			
<b>Probate - KNT</b>												
2015	93	104	101	110	110	115	114	124	126	133	138	113
2016 <sup>(2)</sup>	128	130	131	135	137	149	152	146	162			
<b>Guardianship - KNT</b>												
2015	97	104	98	102	115	115	116	116	126	140	143	135
2016 <sup>(2)</sup>	121	118	133	135	142	139	135	135	129			
<b>Adoption - KNT</b>												
2015	36	36	39	44	44	43	37	40	39	43	39	42
2016 <sup>(2)</sup>	42	39	40	43	47	44	43	45	40			
<b>Paternity - KNT</b>												
2015	127	115	101	125	122	127	125	135	131	147	145	146
2016 <sup>(2)</sup>	129	133	145	137	120	100	102	98	97			
<b>General Civil <sup>(1)</sup> - KNT</b>												
2015	2549	2418	2412	2334	2294	2394	2264	2357	2219	2181	2136	2137
2016 <sup>(2)</sup>	2124	2121	2159	2272	2296	2248	2315	2254	2245			

SEA/KNT	Jan	Feb	Mar	Apr	May	Jun	Jul	Aug	Sep	Oct	Nov	Dec
<b>TOTAL</b>												
2015	13240	13008	13049	13036	12922	12928	12794	13007	12839	12784	12689	12362
2016 <sup>(2)</sup>	12291	12378	12510	12785	12932	12776	12949	12896	13046			

Note: Pending caseload = cases remain active and unresolved at the end of reporting period, excluding cases on suspense status (in arbitration, appeal). The pending caseload does not include re-opened cases and modifications (under the original case number) because SCOMIS currently lacks the capability in capturing the re-opens and modifications.

(1) "General Civil" includes all civil actions (including RALJ), except "Matters Filed with Clerk" (Tax Warrants, Abstract of Judgment, Foreign Judgment, and Transcript of Judgment), Domestic, Probate, Guardianship, Adoption, and Paternity cases. Also, Starting June 2004, asbestos cases have been separated out.

(2) Reflects all documents received by 10/15/2016.

Table 5. Age of Pending Cases

SEA	Sep 2015	Oct 2015	Nov 2015	Dec 2015	Jan 2016	Feb 2016	Mar 2016	Apr 2016	May 2016	Jun 2016	Jul 2016	Aug 2016	Sep 2016
<b>Domestic – SEA</b>													
Median Age (50 <sup>th</sup> percentile) *	114	111	118	122	125	123	116	110	112	114	122	121	115
<b># of Cases in Age Interval</b>													
0 - 120 days (0 - 4 months)	1406	1426	1368	1246	1221	1264	1336	1390	1418	1384	1317	1293	1385
121 - 240 days (5 - 8 months)	735	696	716	680	678	678	665	645	650	650	706	732	701
241 - 360 days (9 - 12 months)	314	357	352	362	373	350	354	338	334	332	349	331	353
361 - 540 days (13 - 18 months)	127	118	131	117	116	119	108	116	144	135	128	126	135
> 540 days (> 18 months)	117	112	107	119	115	122	137	136	138	134	135	133	125
<b>Probate – SEA</b>													
Median Age (50 <sup>th</sup> percentile) *	317	289	292	294	318	337	336	340	345	338	352	384	397
<b># of Cases in Age Interval</b>													
0 - 120 days (0 - 4 months)	107	111	114	123	123	110	122	119	125	141	138	136	117
121 - 240 days (5 - 8 months)	96	92	86	82	71	72	69	80	87	82	86	76	95
241 - 360 days (9 - 12 months)	41	55	68	67	73	67	65	66	58	64	65	50	57
361 - 540 days (13 - 18 months)	77	69	68	55	56	63	67	69	75	85	86	75	65
> 540 days (> 18 months)	134	148	149	140	150	158	170	177	179	182	193	207	219
<b>Guardianship – SEA</b>													
Median Age (50 <sup>th</sup> percentile) *	64	61	68	67	70	74	70	79	75	83	82	69	86
<b># of Cases in Age Interval</b>													
0 - 120 days (0 - 4 months)	118	113	110	122	122	124	131	128	131	123	132	154	130
121 - 240 days (5 - 8 months)	29	29	23	25	30	27	30	36	38	43	41	34	31
241 - 360 days (9 - 12 months)	12	16	19	19	18	18	17	16	15	13	19	23	7
361 - 540 days (13 - 18 months)	10	5	7	5	11	14	19	20	19	17	14	12	10
> 540 days (> 18 months)	10	11	10	5	5	5	6	6	6	6	8	8	10
<b>Adoption – SEA</b>													
Median Age (50 <sup>th</sup> percentile) *	124	127	143	158	105	77	80	103	117	108	123	120	102
<b># of Cases in Age Interval</b>													
0 - 120 days (0 - 4 months)	60	59	54	48	54	75	77	66	62	64	60	56	72
121 - 240 days (5 - 8 months)	30	31	32	19	16	16	12	20	25	30	36	30	27
241 - 360 days (9 - 12 months)	10	12	14	15	16	14	12	11	11	9	7	10	14
361 - 540 days (13 - 18 months)	8	10	12	8	10	13	11	12	14	9	10	6	6
> 540 days (> 18 months)	16	16	16	15	9	9	11	12	9	10	10	10	4
<b>Paternity – SEA</b>													
Median Age (50 <sup>th</sup> percentile) *	115	109	121	127	122	124	122	118	114	113	119	129	131
<b># of Cases in Age Interval</b>													
0 - 120 days (0 - 4 months)	89	86	84	74	73	74	66	71	80	81	83	77	61
121 - 240 days (5 - 8 months)	58	65	60	62	57	54	47	44	49	47	42	50	50
241 - 360 days (9 - 12 months)	11	9	19	23	16	17	15	17	22	26	30	20	13
361 - 540 days (13 - 18 months)	4	4	5	5	4	3	4	4	3	6	7	9	9
> 540 days (> 18 months)	0	0	0	0	0	1	1	1	1	1	1	1	2
<b>General Civil <sup>(1)</sup> - SEA</b>													
Median Age (50 <sup>th</sup> percentile) *	139	139	146	149	146	142	140	130	126	127	130	135	137
<b># of Cases in Age Interval</b>													
0 - 120 days (0 - 4 months)	2119	2059	2038	1951	1993	2035	2076	2260	2250	2155	2210	2170	2205
121 - 240 days (5 - 8 months)	1183	1182	1163	1178	1174	1165	1127	1093	1102	1182	1196	1292	1340
241 - 360 days (9 - 12 months)	648	681	733	807	804	767	731	718	702	684	685	668	688
361 - 540 days (13 - 18 months)	489	472	473	401	403	417	403	380	374	388	388	377	378
541 - 720 days (19 - 24 months)	131	125	137	143	130	119	109	104	103	94	114	124	128
> 720 days (> 24 months)	86	85	91	107	105	107	113	95	95	90	90	90	92
<b>Asbestos Cases (active) - SEA</b>													
Median Age (50 <sup>th</sup> percentile) *	271	285	301	332	329	358	311	298	327	353	383	356	381
<b># of Cases in Age Interval</b>													
0 - 120 days (0 - 4 months)	18	17	5	6	3	4	9	9	12	10	15	20	17
121 - 240 days (5 - 8 months)	9	8	19	17	17	16	5	6	3	5	7	8	9
241 - 360 days (9 - 12 months)	10	8	9	8	8	7	16	15	16	15	3	4	3
361 - 540 days (13 - 18 months)	16	13	11	16	15	12	11	10	11	9	18	17	17
541 - 720 days (19 - 24 months)	3	4	6	5	9	10	9	7	4	4	6	5	4
> 720 days (> 24 months)	4	4	4	4	3	4	5	5	7	7	6	7	8

\* Age of active pending cases is time elapsed from filing date to the end of the reporting period, minus any suspense time (in appeal, stay, mediation, arbitration) if applicable. The “median age” indicates the age of half (50%) of the pending cases (half are more, half are less) than the number of days indicated in the table.

(1) “General Civil” includes all civil actions (including RALJ), except “Matters Filed with Clerk” (Tax Warrants, Abstract of Judgment, Foreign Judgment, and Transcript of Judgment), Domestic, Probate, Guardianship, Adoption, and Paternity cases. Also, Starting June 2004, asbestos cases have been separated out.

Table 5. Age of Pending Cases (cont.)

KNT	Sep 2015	Oct 2015	Nov 2015	Dec 2015	Jan 2016	Feb 2016	Mar 2016	Apr 2016	May 2016	Jun 2016	Jul 2016	Aug 2016	Sep 2016
<b>Domestic- KNT</b>													
Median Age (50 <sup>th</sup> percentile) *	119	125	130	134	143	138	128	116	113	114	119	120	120
<b># of Cases in Age Interval</b>													
0 - 120 days (0 - 4 months)	941	885	852	774	726	762	851	898	947	923	889	890	887
121 - 240 days (5 - 8 months)	493	504	486	495	512	493	468	418	418	438	473	509	484
241 - 360 days (9 - 12 months)	215	233	234	242	239	239	235	262	265	239	204	184	198
361 - 540 days (13 - 18 months)	94	87	82	79	71	77	69	71	76	67	86	86	91
> 540 days (> 18 months)	120	123	121	120	118	116	113	112	112	114	109	108	106
<b>Probate – KNT</b>													
Median Age (50 <sup>th</sup> percentile) *	248	261	276	322	284	285	310	338	342	336	352	402	358
<b># of Cases in Age Interval</b>													
0 - 120 days (0 - 4 months)	32	39	37	26	38	40	39	37	34	40	40	29	43
121 - 240 days (5 - 8 months)	28	24	23	21	20	19	17	19	22	22	24	26	23
241 - 360 days (9 - 12 months)	18	20	26	19	16	13	16	15	13	18	14	13	15
361 - 540 days (13 - 18 months)	16	13	15	12	19	20	18	21	22	22	19	20	21
> 540 days (> 18 months)	33	37	37	35	35	38	41	43	46	47	55	58	60
<b>Guardianship - KNT</b>													
Median Age (50 <sup>th</sup> percentile) *	66	57	64	71	89	82	53	60	71	77	75	57	74
<b># of Cases in Age Interval</b>													
0 - 120 days (0 - 4 months)	80	97	90	93	74	74	91	93	99	94	88	88	84
121 - 240 days (5 - 8 months)	27	26	30	20	22	22	18	21	18	17	18	21	23
241 - 360 days (9 - 12 months)	6	6	10	12	16	15	15	11	11	14	12	13	8
361 - 540 days (13 - 18 months)	7	6	8	6	5	3	5	7	11	11	14	9	9
> 540 days (> 18 months)	6	5	5	4	4	0	4	3	3	3	3	4	5
<b>Adoption – KNT</b>													
Median Age (50 <sup>th</sup> percentile) *	154	173	215	142	137	153	165	153	173	173	143	118	126
<b># of Cases in Age Interval</b>													
0 - 120 days (0 - 4 months)	16	19	16	19	20	16	16	18	20	21	20	23	19
121 - 240 days (5 - 8 months)	10	9	7	5	6	7	9	10	10	7	6	3	7
241 - 360 days (9 - 12 months)	6	7	7	8	6	6	5	3	4	6	8	8	8
361 - 540 days (13 - 18 months)	4	4	5	5	7	7	6	7	7	4	4	6	5
> 540 days (> 18 months)	3	4	4	5	3	3	4	5	6	6	5	5	1
<b>Paternity – KNT</b>													
Median Age (50 <sup>th</sup> percentile) *	78	69	71	80	96	85	88	88	95	89	91	98	102
<b># of Cases in Age Interval</b>													
0 - 120 days (0 - 4 months)	90	103	102	99	84	83	91	85	80	62	60	59	61
121 - 240 days (5 - 8 months)	31	33	34	33	33	37	39	38	28	30	31	25	21
241 - 360 days (9 - 12 months)	6	6	3	9	11	12	12	9	8	5	5	8	9
361 - 540 days (13 - 18 months)	4	5	6	5	1	1	3	4	3	2	5	5	5
> 540 days (> 18 months)	0	0	0	0	0	0	0	1	1	1	1	1	1
<b>General Civil <sup>(1)</sup> - KNT</b>													
Median Age (50 <sup>th</sup> percentile) *	126	123	130	130	129	131	121	109	113	114	119	126	120
<b># of Cases in Age Interval</b>													
0 - 120 days (0 - 4 months)	1078	1081	1041	1011	1018	1000	1069	1195	1197	1170	1159	1102	1124
121 - 240 days (5 - 8 months)	501	509	508	519	503	530	525	508	551	531	563	588	551
241 - 360 days (9 - 12 months)	318	315	322	340	342	331	334	336	315	314	354	331	344
361 - 540 days (13 - 18 months)	238	198	182	189	188	185	166	173	174	171	173	165	154
541 - 720 days (19 - 24 months)	52	51	54	43	42	44	38	37	35	35	40	42	53
> 720 days (> 24 months)	32	27	29	35	31	31	27	23	24	25	26	26	19

\* Age of active pending cases is time elapsed from filing date to the end of the reporting period, minus any suspense time (in appeal, stay, mediation, arbitration) if applicable. The “median age” indicates the age of half (50%) of the pending cases (half are more, half are less) than the number of days indicated in the table.

(1) “General Civil” includes all civil actions (including RALJ), except “Matters Filed with Clerk” (Tax Warrants, Abstract of Judgment, Foreign Judgment, and Transcript of Judgment), Domestic, Probate, Guardianship, Adoption, and Paternity cases.



Table 6. SEA/KNT Filings, Resolutions, and Pending Caseload as a Percentage of All Cases

	Sep 2015	Oct 2015	Nov 2015	Dec 2015	Jan 2016	Feb 2016	Mar 2016	Apr 2016	May 2016	Jun 2016	Jul 2016	Aug 2016	Sep 2016 <sup>(1)</sup>
<b>Total Filings</b> <sup>(2)</sup>													
SEA - # of Cases Filed	1918	1831	1595	1889	1763	1907	2029	1942	1871	1978	1782	2009	1923
KNT - # of Cases Filed	1162	1389	983	1183	1019	1103	1308	1271	1274	1345	1189	1268	1265
SEA %	62%	57%	62%	62%	63%	63%	61%	60%	60%	60%	60%	61%	60%
KNT %	38%	43%	38%	38%	37%	37%	39%	40%	40%	40%	40%	39%	40%
<b>Total Cases Assigned</b>													
SEA - # of Cases Assigned	1066	1000	890	988	929	1061	1103	1098	1011	999	995	1098	1065
KNT - # of Cases Assigned	577	710	514	570	487	567	670	630	674	606	584	624	657
SEA %	65%	59%	63%	63%	66%	65%	62%	64%	60%	62%	63%	64%	62%
KNT %	35%	41%	37%	37%	34%	35%	38%	36%	40%	38%	37%	36%	38%
<b>Total Resolutions</b> <sup>(2)</sup>													
SEA - # of Cases Resolved	2062	1937	1670	2196	1805	1910	2085	1901	1847	2083	1724	2067	1818
KNT - # of Cases Resolved	1345	1485	1169	1341	1145	1118	1274	1239	1260	1523	1180	1375	1360
SEA %	61%	57%	59%	62%	61%	63%	62%	61%	59%	58%	59%	60%	57%
KNT %	39%	43%	41%	38%	39%	37%	38%	39%	41%	42%	41%	40%	43%
<b>Total Pending Cases</b> <sup>(2)</sup>													
SEA - # of Cases Pending	8335	8308	8313	8079	8081	8130	8166	8302	8372	8317	8441	8441	8607
KNT - # of Cases Pending	4504	4476	4376	4283	4210	4248	4344	4483	4560	4459	4508	4455	4439
SEA %	65%	65%	66%	65%	66%	66%	65%	65%	65%	65%	65%	65%	66%
KNT %	35%	35%	34%	35%	34%	34%	35%	35%	35%	35%	35%	35%	34%

Note: Include civil actions (including RALJ, asbestos cases), except “Matters Filed with Clerk” (Tax Warrants, Abstract of Judgment, Foreign Judgment, and Transcript of Judgment), domestic, probate, guardianship, adoption, and paternity cases.

- (1) Reflects all documents received by **10/15/2016**.
- (2) These categories include cases (case types 2, 3, 4 and 5) with no assignment to judges.

Table 7. Asbestos Cases: Filings, Resolutions, Pending Resolution

	Aug 2015	Sep 2015	Oct 2015	Nov 2015	Dec 2015	Jan 2016	Feb 2016	Mar 2016	Apr 2016	May 2016	Jun 2016	Jul 2016	Aug 2016	Sep 2016
<b>Filings</b>	0	4	0	1	1	1	1	5	2	6	1	7	7	3
<b>Resolutions</b>	4	4	6	1	3	3	3	3	5	5	4	2	1	5
<b>Pending Resolution by Filing Year *</b>	<b>2001</b>	0	0	0	0	0	0	0	0	0	0	0	0	0
	<b>2002</b>	0	0	0	0	0	0	0	0	0	0	0	0	0
	<b>2003</b>	0	0	0	0	0	0	0	0	0	0	0	0	0
	<b>2004</b>	0	0	0	0	0	0	0	0	0	0	0	0	0
	<b>2005</b>	0	0	0	0	0	0	0	0	0	0	0	0	0
	<b>2006</b>	0	0	0	0	0	0	0	0	0	0	0	0	0
	<b>2007</b>	0	0	0	0	0	0	0	0	0	0	0	0	0
	<b>2008</b>	0	0	0	0	0	0	0	0	0	0	0	0	0
	<b>2009</b>	0	0	0	0	0	0	0	0	0	0	0	0	0
	<b>2010</b>	0	0	0	0	0	0	0	0	0	0	0	0	0
	<b>2011</b>	0	0	0	0	0	0	0	0	0	0	0	0	0
	<b>2012</b>	3	3	3	3	2	1	1	0	0	0	0	0	0
	<b>2013</b>	3	1	1	1	2	2	2	2	2	2	2	2	2
	<b>2014</b>	27	25	21	20	20	19	18	16	12	10	9	8	7
	<b>2015</b>	27	31	29	30	32	32	30	29	29	27	25	24	24
<b>2016</b>						1	2	8	9	14	14	21	28	
<b>Total</b>	60	60	54	54	56	55	53	55	52	53	50	55	61	

\* Including "ACT", "RSTY", and "RAPP" status.

Bankruptcy cases are treated as "resolved and completed" cases and therefore no longer counted in this table starting March 2005.

## Appendix Glossary and Definition

### **Active Status**

A case is active if it is not on suspense status (see Suspense Status).

### **Adjustment**

The adjustment for pending cases that are related to suspense and reactivation.

### **Adoption Cases**

This reporting category includes the following “cause-of-action” codes within SCOMIS case type 5:

- Relinquishment (REL)
- Termination of Parent/Child Relationship (TER)
- Adoption (ADP)
- Miscellaneous (MSC)
- Name Change - Confidential (CHN)
- Initial Pre-Placement Report Filed with Clerk (PPR)

### **Annual Filings**

Total number of new case filings during the calendar year (January 1 to December 31)

### **Case**

A case is defined as a filing with an assigned case number.

### **Case Age**

The age of a case is the time (number of days) since the filing date, less any suspense time if applicable.

### **General Civil Cases (excl. RALJ)**

“General Civil” include all civil matters other than appeals from courts of limited jurisdiction and “Matters Filed with Clerk”. Domestic, Probate, Guardianship, Adoption, and Paternity cases. “General Civil” include small claims as identified by the “Small Claim Track”. This reporting category includes the following “cause-of-action” codes within SCOMIS case type 2:

- Administrative Law Review (ALR)
- Change of Name - Non-Confidential (CHN)
- Collection (COL)
- Commercial (COM)
- Condemnation (CON)
- Appeal of a Department of Licensing Revocation (DOL)
- Domestic Violence Protection (DVP)
- Emancipation of Minor (EOM)
- Foreclosure (FOR)
- Civil Harassment (HAR)
- Injunction (INJ)
- Other Malpractice (MAL)
- Medical Malpractice (MED)
- Meretricious Relationship (MER)
- Malicious Harassment (MHA)
- Miscellaneous (MSC)
- Minor Settlement (MST) - *as of 10/1/96, under Guardianship*
- Petition of Civil Commitment- Sexual Predator (PCC)
- Property Fairness (PFA)
- Personal Injury (PIN)
- Property Damage (PRP)
- Quiet Title (QTI)
- Small Claims (LCA/LCI on “Small Claim Track”)
- Seizure of Property from the Commission of a Crime (SPC)
- Seizure of Property Resulting from a Crime (SPR)
- Tort Motor Vehicle (TMV)
- Tort Other (TTO)
- Unlawful Detainer (UND)
- Wrongful Death (WDE)
- Writ of Habeas Corpus (WHC)
- Miscellaneous Writ (WMW)
- Writ of Mandamus (WRM)
- Writ of Restitution (WRR)
- Writ of Review (WRV)

### **Completion**

A case is completed when dispositive document is filed with the court following resolution.

### **Domestic Cases**

This reporting category includes the following “cause-of-action” codes within SCOMIS case type 3:

- Annulment – Invalidity (INV)
- Child Custody (CUS)
- Dissolution with Children of the Marriage (DIC)
- Dissolution with No Children of the Marriage (DIN)
- Dissolution of Domestic Partnership – With Children (DPC)
- Dissolution of Domestic Partnership – With No Children (DPN)
- Foreign Judgment (FJU)
- Invalidity – Domestic Partnership (INP)
- Mandatory Wage Assignment (MWA)
- Miscellaneous (MSC)

- Modification (MOD)
- Modification – Support Only (MDS)
- Out-Of-State Child Custody (OSC)
- Parenting Plan / Child Support (PPS)
- Reciprocal, Respondent In-County (RIC)
- Reciprocal, Respondent Out-of-County (ROC)
- Legal Separation (SEP)
- Legal Separation – Domestic Partnership (SPD)

### **End Pending**

Total number of pending cases at the end of reporting period.

### **Guardianship Cases**

This reporting category includes the following “cause-of-action” codes within SCOMIS case type 4:

- Guardianship/Estate (G/E)
- Guardianship (GND)
- Limited Guardianship (LGD)
- Minor Settlement (MST)

### **Median Age**

The median age is the time that 50% of the cases are under and 50% are above the given age. For example, if pending cases have a median age of 12 months, it means that 50% of the pending cases are within the age of 12 months, and 50% of pending cases are over 12 months. The median age is more robust to cases with extreme age values than the average age.

### **Number of Resolutions**

Total number of cases resolved during the reporting period.

### **Paternity Cases**

This reporting category includes the following “cause-of-action” codes within SCOMIS case type 5:

- Modification (MOD)
- Paternity (PAT)
- Paternity/URES/UFSA (PUR)

### **Pending Case**

A case is defined as pending if it is unresolved and active (not in suspense).

### **Previous Pending**

Total number of pending cases at the beginning of reporting period.

### **Probate Cases**

This reporting category includes the following “cause-of-action” codes within SCOMIS case type 4:

- Absentee (ABS)
- Disclaimer (DSC)
- Estate (EST)
- Foreign Will (FNW)
- Miscellaneous (MSC)
- Non-Probate Notice to Creditors (NNC)
- Will Only (WLL)
- Other Non-specified Resolutions

### **Reactivated Case**

A case returns to active status from suspense status during the reporting period.

### **Resolution**

A case is resolved if all issues in the complaint are fully adjudicated.

### **Suspended Case**

A case is placed in suspense status from active status during the reporting period.

### **Suspense Status**

A case is on suspense status if it is on warrant, appeal, stay, mediation, arbitration (“Deferred Prosecution” is not a suspense status, but is treated as a resolution).

### **Suspense Time**

Time (days) that a case is on suspense status before its resolution. If a case has more than one suspense between filing and resolution, the suspense time is the total from all suspense. Time on suspense status after resolution (e.g., appeals) is not counted.