

King County Superior Court

Civil Department Statistical Report

August 2017

Department of Judicial Administration
Prepared by: Shiquan Liao, Ph.D., Statistician

Release Date: September 20, 2017

Report #: CV-2017-08

Figure 1. Monthly Filings for SEA, KNT and SEA/KNT Combined

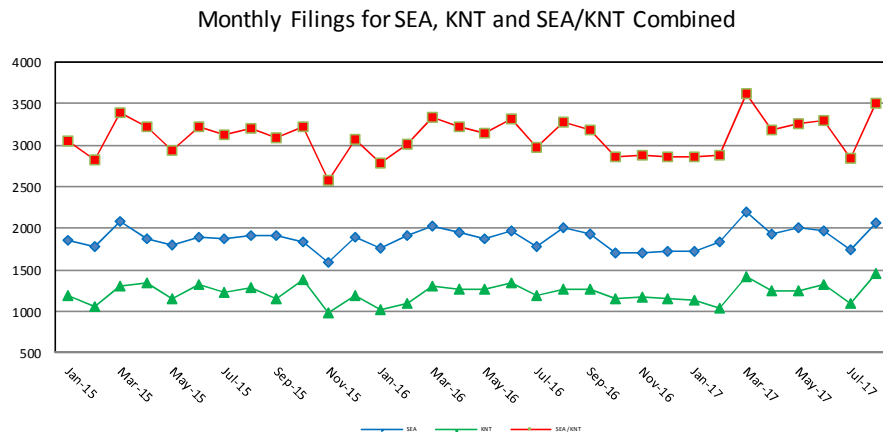


Figure 2. Monthly Resolutions for SEA, KNT and SEA/KNT Combined

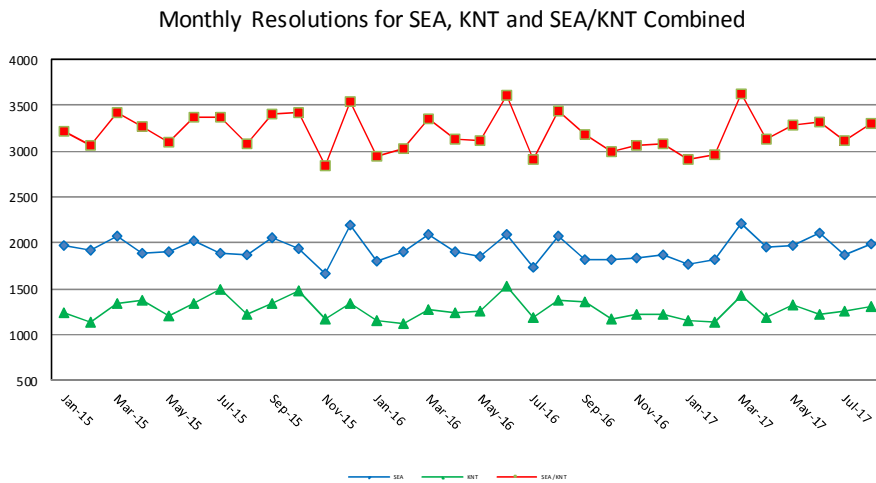


Figure 3. Monthly Pending Caseload for SEA, KNT and SEA/KNT Combined

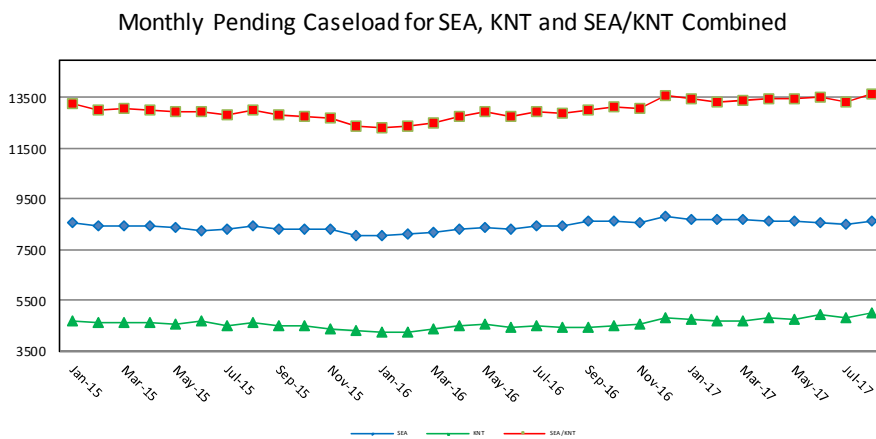


Table 1. Monthly New Filings

SEA	Jan	Feb	Mar	Apr	May	Jun	Jul	Aug	Sep	Oct	Nov	Dec	Adj ⁽¹⁾	Annual
TOTAL - SEA														
2015	1851	1773	2084	1880	1795	1892	1884	1913	1918	1831	1595	1889	(-97)	22208
2016	1763	1907	2029	1942	1871	1978	1782	2009	1923	1703	1699	1721	(-72)	22255
2017 ⁽³⁾	1725	1833	2190	1928	2008	1968	1743	2056						
Domestic - SEA														
2015	349	356	390	407	380	370	385	423	409	394	325	338	(-20)	4559
2016	354	390	418	387	389	374	361	377	453	332	359	343	(-3)	4534
2017 ⁽³⁾	337	375	403	398	409	374	361	429						
Probate - SEA														
2015	435	390	466	341	397	405	366	360	361	362	319	408	(+2)	4612
2016	371	397	431	387	419	449	343	383	360	334	361	368	(+1)	4604
2017 ⁽³⁾	395	425	521	397	421	444	343	430						
Guardianship - SEA														
2015	50	29	57	57	49	35	52	45	61	43	43	56	(-4)	583
2016	49	43	60	49	60	51	52	68	36	54	45	51	(+1)	619
2017 ⁽³⁾	43	35	54	55	55	48	47	58						
Adoption - SEA														
2015	23	30	34	24	32	27	35	18	27	25	26	29	(-5)	325
2016	30	40	30	19	29	30	23	18	35	25	28	31	(-3)	335
2017 ⁽³⁾	36	33	27	41	31	28	36	36						
Paternity - SEA														
2015	27	32	30	40	19	36	24	26	17	28	24	18	(-9)	312
2016	18	24	17	24	28	17	21	25	14	21	22	17	(-9)	239
2017 ⁽³⁾	28	18	22	27	24	19	20	29						
General Civil ⁽²⁾ - SEA														
2015	964	924	1103	1110	916	1016	1008	1041	1039	979	857	1039	(-62)	11834
2016	940	1012	1068	1074	940	1056	975	1131	1022	934	883	909	(-61)	11883
2017 ⁽³⁾	885	946	1160	1009	1067	1055	936	1070						
Asbestos Cases - SEA														
2015	3	2	4	1	2	3	14	0	4	0	1	1	(+1)	36
2016	1	1	5	2	6	1	7	7	3	3	1	2	(+2)	41
2017 ⁽³⁾	1	1	3	1	1	0	0	4						

KNT	Jan	Feb	Mar	Apr	May	Jun	Jul	Aug	Sep	Oct	Nov	Dec	Adj ⁽¹⁾	Annual
TOTAL - KNT														
2015	1201	1054	1308	1336	1147	1326	1236	1296	1162	1389	983	1183	(+48)	14669
2016	1019	1103	1308	1271	1274	1345	1189	1268	1265	1161	1174	1145	(+24)	14546
2017 ⁽³⁾	1129	1040	1426	1258	1250	1323	1101	1455						
Domestic - KNT														
2015	256	283	270	271	261	275	257	265	258	233	197	207	(+20)	3053
2016	202	255	278	259	268	265	224	278	254	258	202	226	(+9)	2978
2017 ⁽³⁾	210	217	308	296	267	302	238	295						
Probate - KNT														
2015	129	103	129	144	110	130	118	117	100	126	88	116	(0)	1410
2016	118	133	136	113	113	119	109	129	130	110	130	122	(+7)	1469
2017 ⁽³⁾	134	134	174	127	136	120	133	135						
Guardianship - KNT														
2015	22	29	24	36	40	28	31	28	34	46	27	38	(+3)	386
2016	16	35	42	35	34	34	29	46	26	33	48	16	(-5)	389
2017 ⁽³⁾	26	34	36	17	33	41	18	28						
Adoption - KNT														
2015	6	6	13	14	9	13	12	15	7	10	11	13	(+6)	135
2016	7	9	14	13	10	15	8	8	9	13	5	9	(+3)	123
2017 ⁽³⁾	7	13	17	10	10	12	7	16						
Paternity - KNT														
2015	24	14	19	44	23	29	28	27	27	38	26	29	(+10)	338
2016	16	33	31	19	21	24	15	17	16	34	29	25	(+9)	289
2017 ⁽³⁾	17	21	25	27	37	17	12	39						
General Civil ⁽²⁾ - KNT														
2015	764	619	853	827	704	851	790	844	736	936	634	780	(+9)	9347
2016	660	638	807	832	828	888	804	790	830	713	760	747	(+1)	9298
2017 ⁽³⁾	735	621	866	781	767	831	693	942						

Note: Table 1 presents total number of cases filed and designated to SEA and KNT. Modifications/Re-opened cases (under the original case number) are not included because SCOMIS currently lacks the capability in capturing re-opens and modifications.

- (1) "Adj" = adjustment made at year-end if necessary.
- (2) "General Civil" includes all civil actions (including RALJ), except "Matters Filed with Clerk" (Tax Warrants, Abstract of Judgment, Foreign Judgment, and Transcript of Judgment), Domestic, Probate, Guardianship, Adoption, and Paternity cases. Also, starting June 2004, asbestos cases have been separated out.
- (3) Reflects all documents received by **09/15/2017**. Year-end adjustment may be needed to reflect data entered after the time of this monthly report.

Table 2. Monthly Resolutions

SEA	Jan	Feb	Mar	Apr	May	Jun	Jul	Aug	Sep	Oct	Nov	Dec	Adj ⁽¹⁾	Annual
TOTAL - SEA														
2015	1971	1926	2079	1892	1900	2027	1881	1862	2062	1937	1671	2196	(-657)	22746
2016	1805	1910	2085	1901	1846	2083	1724	2067	1818	1821	1840	1863	(-589)	22175
2017 ⁽³⁾	1766	1826	2204	1952	1968	2102	1872	1994						
Domestic - SEA														
2015	429	388	386	390	397	418	378	371	409	377	358	486	(-23)	4764
2016	363	369	377	374	342	416	357	397	368	349	387	463	(-21)	4541
2017 ⁽³⁾	369	342	391	381	366	411	400	385						
Probate - SEA														
2015	403	388	437	341	381	404	356	379	369	351	320	392	(-33)	4488
2016	368	402	417	378	409	425	336	419	357	324	354	351	(-22)	4518
2017 ⁽³⁾	375	386	499	430	411	447	349	399						
Guardianship - SEA														
2015	38	34	51	46	62	38	43	34	68	48	47	40	(+7)	556
2016	39	40	42	47	58	58	41	50	59	35	52	60	(+15)	596
2017 ⁽³⁾	46	33	66	47	52	51	33	48						
Adoption - SEA														
2015	18	27	26	25	29	41	24	20	24	21	25	52	(+1)	333
2016	30	18	35	20	29	30	22	29	24	31	40	44	(0)	352
2017 ⁽³⁾	18	19	23	36	50	22	30	30						
Paternity - SEA														
2015	30	13	31	26	35	20	26	32	34	29	22	20	(-5)	313
2016	32	24	33	17	10	10	20	32	34	26	18	19	(+3)	279
2017 ⁽³⁾	19	16	22	24	23	27	23	28						
General Civil ⁽²⁾ - SEA														
2015	1043	1068	1141	1057	996	1104	1050	1022	1154	1105	898	1203	(-602)	12329
2016	970	1053	1178	1060	994	1140	946	1139	971	1050	985	920	(-566)	11840
2017 ⁽³⁾	935	1027	1201	1029	1064	1144	1035	1104						
Asbestos Cases - SEA														
2015	10	8	7	7	0	2	4	4	4	6	1	3	(-2)	54
2016	3	3	3	5	5	4	2	1	5	6	4	6	(+2)	49
2017 ⁽³⁾	4	3	2	5	2	0	2	0						

KNT	Jan	Feb	Mar	Apr	May	Jun	Jul	Aug	Sep	Oct	Nov	Dec	Adj ⁽¹⁾	Annual
TOTAL - KNT														
2015	1244	1140	1342	1371	1199	1340	1486	1221	1345	1485	1169	1341	(-587)	15907
2016	1145	1118	1274	1239	1260	1523	1180	1375	1360	1172	1226	1213	(-571)	14515
2017 ⁽³⁾	1151	1130	1421	1188	1324	1222	1279	1312						
Domestic - KNT														
2015	231	230	251	249	253	323	307	250	244	262	258	278	(-15)	3121
2016	240	219	242	246	219	298	228	265	266	236	227	262	(-10)	2938
2017 ⁽³⁾	228	213	286	217	284	271	241	247						
Probate - KNT														
2015	119	93	135	140	113	128	120	108	99	124	86	124	(-3)	1386
2016	105	132	137	112	116	109	106	138	117	106	120	132	(0)	1430
2017 ⁽³⁾	127	123	170	138	117	127	138	136						
Guardianship - KNT														
2015	28	22	31	33	28	28	30	28	25	33	24	36	(+8)	354
2016	31	39	29	32	25	38	34	48	33	21	37	26	(-1)	392
2017 ⁽³⁾	26	32	29	29	31	21	33	40						
Adoption - KNT														
2015	10	6	10	10	9	16	18	12	8	6	16	11	(+1)	133
2016	7	12	14	11	6	17	9	6	14	9	4	12	(-1)	120
2017 ⁽³⁾	5	16	5	13	10	14	12	16						
Paternity - KNT														
2015	21	24	35	22	28	30	28	21	35	22	29	31	(+3)	329
2016	33	29	19	25	36	42	12	21	22	15	28	15	(-3)	294
2017 ⁽³⁾	20	23	27	22	24	30	18	34						
General Civil ⁽²⁾ - KNT														
2015	835	765	880	917	768	815	983	802	934	1038	756	861	(-581)	9773
2016	729	687	833	813	858	1019	791	897	908	786	810	766	(-556)	9341
2017 ⁽³⁾	745	723	904	769	858	759	807	838						

Note: Table 2 presents total number of resolutions of SEA and KNT cases. Modifications/Re-opened cases (under the original case number) are not included because SCOMIS currently lacks the capability in capturing re-opens and modifications.

- (1) "Adj" = adjustment made at the end of the year if necessary.
- (2) "General Civil" include all civil actions (including RALJ), except "Matters Filed with Clerk" (Tax Warrants, Abstract of Judgment, Foreign Judgment, and Transcript of Judgment), Domestic, Probate, Guardianship, Adoption, and Paternity cases. Also, starting June 2004, asbestos cases have been separated out.
- (3) Reflects all documents received by 09/15/2017. Year-end adjustment may be needed to reflect data entered after the time of this monthly report.

Table 3. Percentage of Cases Resolved in Specified Time Intervals

SEA	Jul 2016	Aug 2016	Sep 2016	Oct 2016	Nov 2016	Dec 2016	Jan 2017	Feb 2017	Mar 2017	Apr 2017	May 2017	Jun 2017	Jul 2017	Aug 2017
Domestic - SEA														
90% in 8 months	67%	64%	68%	65%	64%	71%	63%	60%	61%	72%	70%	64%	68%	68%
98% in 10 months	76%	80%	78%	75%	77%	82%	75%	73%	71%	80%	80%	76%	78%	77%
100% in 14 months	92%	94%	91%	92%	96%	96%	93%	91%	91%	93%	95%	94%	94%	93%
Probate - SEA														
90% in 8 months	99%	93%	97%	97%	99%	98%	99%	99%	99%	91%	98%	98%	99%	98%
98% in 18 months	100%	98%	99%	99%	99%	99%	100%	100%	99%	98%	99%	99%	99%	99%
100% in 36 months	100%	99%	99%	99%	100%	100%	100%	100%	99%	100%	99%	100%	99%	100%
Guardianship - SEA														
90% in 8 months	83%	92%	92%	89%	92%	97%	83%	88%	83%	83%	92%	86%	97%	96%
98% in 18 months	98%	98%	98%	97%	100%	100%	96%	97%	97%	96%	98%	98%	100%	100%
100% in 36 months	100%	100%	100%	100%	100%	100%	98%	100%	100%	98%	100%	100%	100%	100%
Adoption - SEA														
90% in 8 months	91%	76%	67%	84%	95%	84%	94%	74%	96%	89%	98%	86%	80%	70%
98% in 10 months	91%	79%	67%	87%	95%	96%	94%	74%	96%	89%	98%	96%	91%	77%
100% in 14 months	91%	90%	67%	94%	95%	98%	100%	79%	96%	89%	100%	96%	93%	83%
Paternity - SEA														
90% in 8 months	45%	56%	71%	54%	72%	68%	74%	81%	73%	75%	87%	78%	78%	79%
98% in 10 months	85%	84%	89%	67%	78%	95%	100%	94%	82%	79%	87%	85%	91%	86%
100% in 14 months	95%	97%	94%	92%	100%	100%	100%	100%	96%	96%	91%	89%	91%	93%
General Civil ⁽¹⁾ - SEA														
90% in 12 months	88%	89%	88%	86%	88%	90%	86%	86%	87%	82%	87%	88%	86%	86%
98% in 18 months	97%	97%	96%	94%	96%	97%	96%	97%	97%	96%	96%	97%	96%	97%
100% in 24 months	99%	98%	98%	99%	98%	99%	98%	98%	99%	98%	99%	99%	98%	99%
KNT														
Domestic - KNT														
90% in 8 months	63%	60%	68%	65%	58%	68%	62%	65%	60%	67%	62%	66%	68%	65%
98% in 10 months	77%	77%	80%	77%	74%	82%	76%	76%	81%	76%	76%	78%	76%	77%
100% in 14 months	96%	96%	95%	94%	93%	93%	96%	93%	95%	91%	93%	94%	90%	93%
Probate - KNT														
90% in 8 months	98%	99%	99%	98%	100%	99%	99%	99%	99%	99%	100%	98%	98%	96%
98% in 18 months	100%	99%	100%	98%	100%	99%	99%	99%	100%	99%	100%	98%	99%	100%
100% in 36 months	100%	100%	100%	99%	100%	99%	100%	99%	100%	100%	100%	99%	99%	100%
Guardianship - KNT														
90% in 8 months	91%	85%	85%	89%	95%	96%	89%	88%	90%	90%	90%	81%	94%	88%
98% in 18 months	100%	98%	100%	98%	100%	100%	100%	97%	97%	97%	97%	100%	100%	98%
100% in 36 months	100%	100%	100%	99%	100%	100%	100%	100%	100%	100%	100%	100%	100%	100%
Adoption - KNT														
90% in 8 months	89%	100%	50%	83%	75%	100%	80%	56%	100%	85%	100%	71%	92%	88%
98% in 10 months	89%	100%	57%	88%	75%	100%	80%	63%	100%	85%	100%	86%	92%	88%
100% in 14 months	89%	100%	64%	92%	100%	100%	100%	69%	100%	92%	100%	100%	100%	88%
Paternity - KNT														
90% in 8 months	100%	86%	77%	66%	75%	80%	90%	96%	78%	73%	88%	90%	67%	88%
98% in 10 months	100%	90%	86%	73%	86%	87%	95%	100%	89%	82%	92%	93%	72%	97%
100% in 14 months	100%	100%	100%	95%	89%	100%	100%	100%	100%	96%	92%	100%	94%	97%
General Civil ⁽¹⁾ - KNT														
90% in 12 months	94%	93%	95%	89%	93%	94%	91%	93%	91%	90%	93%	94%	92%	95%
98% in 18 months	98%	98%	98%	97%	99%	98%	98%	98%	98%	98%	98%	98%	98%	98%
100% in 24 months	99%	99%	99%	99%	99%	100%	99%	99%	99%	99%	100%	99%	99%	99%

Note: Table 3 presents the age of resolved cases – the time between filing and resolution, minus any suspense time if applicable. Modifications/Re-opened cases (under the original case number) are not included because SCOMIS currently lacks the capability in capturing re-opens and modifications.

Court adopted time guideline (based on suggestion from BJA State Advisory Committee, see LCR 4 official comment): (a) Civil - 90% by 360 days (12 months), 98% by 540 days (18 months); (b) Domestic - 90% by 240 days (8 months), 98% by 300 days (10 months); (c) Probate/Guardianship - 90% by 240 days (8 months), 98% by 540 days (18 months); (d) Adoption/Paternity - 90% by 240 days (8 months); 98% by 300 days (10 months).

(1) “General Civil” includes all civil actions (including RALJ), except “Matters Filed with Clerk” (Tax Warrants, Abstract of Judgment, Foreign Judgment, and Transcript of Judgment), Domestic, Probate, Guardianship, Adoption, and Paternity cases. NOT including asbestos cases, starting June 2004.

Table 4. Monthly Pending Caseload

SEA	Jan	Feb	Mar	Apr	May	Jun	Jul	Aug	Sep	Oct	Nov	Dec
TOTAL - SEA												
2016	8081	8130	8166	8302	8372	8317	8441	8441	8607	8611	8538	8787
2017 (2)	8705	8681	8662	8628	8656	8586	8506	8648				
Domestic - SEA												
2016	2503	2533	2600	2625	2684	2635	2635	2615	2699	2675	2661	2579
2017 (2)	2545	2575	2589	2602	2645	2602	2566	2613				
Probate - SEA												
2016	473	470	493	511	524	554	568	544	553	572	585	541
2017 (2)	563	606	638	610	629	635	633	672				
Guardianship - SEA												
2016	186	188	203	206	209	202	214	231	208	227	220	197
2017 (2)	195	199	189	199	202	200	212	222				
Adoption - SEA												
2016	105	127	123	121	121	122	123	112	123	117	104	89
2017 (2)	107	121	125	130	112	119	125	132				
Paternity - SEA												
2016	150	149	133	137	155	161	163	157	135	130	134	124
2017 (2)	133	135	133	137	140	132	129	130				
General Civil (1) - SEA												
2016	4609	4610	4559	4650	4626	4593	4683	4721	4831	4835	4781	5211
2017 (2)	5119	5004	4947	4910	4889	4859	4804	4839				
Asbestos Cases – SEA (active only)												
2016	55	53	55	52	53	50	55	61	58	55	53	46
2017 (2)	43	41	42	40	39	39	37	40				

KNT	Jan	Feb	Mar	Apr	May	Jun	Jul	Aug	Sep	Oct	Nov	Dec
TOTAL - KNT												
2016	4210	4248	4344	4483	4560	4459	4508	4455	4439	4514	4554	4780
2017 (2)	4747	4669	4707	4815	4775	4920	4831	5021				
Domestic - KNT												
2016	1666	1707	1736	1761	1818	1781	1761	1777	1766	1793	1782	1758
2017 (2)	1744	1756	1797	1882	1862	1895	1899	1959				
Probate - KNT												
2016	128	130	131	135	137	149	152	146	162	166	177	143
2017 (2)	151	163	170	162	185	179	177	181				
Guardianship - KNT												
2016	121	118	133	135	142	139	135	135	129	141	152	132
2017 (2)	132	134	141	129	131	151	137	125				
Adoption - KNT												
2016	42	39	40	43	47	44	43	45	40	45	47	46
2017 (2)	48	45	57	54	53	51	46	46				
Paternity - KNT												
2016	129	133	145	137	120	100	102	98	97	115	116	129
2017 (2)	128	127	127	131	145	134	128	132				
General Civil (1) - KNT												
2016	2124	2121	2159	2272	2296	2248	2315	2254	2245	2254	2280	2572
2017 (2)	2544	2444	2415	2457	2399	2510	2444	2578				

SEA/KNT	Jan	Feb	Mar	Apr	May	Jun	Jul	Aug	Sep	Oct	Nov	Dec
TOTAL												
2016	12291	12378	12510	12785	12932	12776	12949	12896	13046	13125	13092	13567
2017 (2)	13452	13350	13370	13443	13431	13506	13337	13669				

Note: Pending caseload = cases remain active and unresolved at the end of reporting period, excluding cases on suspense status (in arbitration, appeal). The pending caseload does not include re-opened cases and modifications (under the original case number) because SCOMIS currently lacks the capability in capturing the re-opens and modifications.

(1) "General Civil" includes all civil actions (including RALJ), except "Matters Filed with Clerk" (Tax Warrants, Abstract of Judgment, Foreign Judgment, and Transcript of Judgment), Domestic, Probate, Guardianship, Adoption, and Paternity cases. Also, Starting June 2004, asbestos cases have been separated out.

(2) Reflects all documents received by 09/15/2017.

Table 5. Age of Pending Cases

SEA	Aug 2016	Sep 2016	Oct 2016	Nov 2016	Dec 2016	Jan 2017	Feb 2017	Mar 2017	Apr 2017	May 2017	Jun 2017	Jul 2017	Aug 2017
Domestic – SEA													
Median Age (50 th percentile) *	121	115	117	119	124	127	125	120	111	112	114	116	115
# of Cases in Age Interval													
0 - 120 days (0 - 4 months)	1293	1385	1355	1348	1241	1216	1270	1298	1359	1400	1347	1326	1336
121 - 240 days (5 - 8 months)	732	701	688	681	648	667	661	676	604	586	622	614	666
241 - 360 days (9 - 12 months)	331	353	363	363	390	350	342	330	350	353	334	330	319
361 - 540 days (13 - 18 months)	126	135	139	132	142	158	143	120	125	139	134	133	133
> 540 days (> 18 months)	133	125	130	137	158	154	159	165	164	167	165	163	159
Probate – SEA													
Median Age (50 th percentile) *	384	397	378	398	380	351	330	339	355	365	389	418	420
# of Cases in Age Interval													
0 - 120 days (0 - 4 months)	136	117	109	109	114	124	143	165	164	166	139	107	130
121 - 240 days (5 - 8 months)	76	95	109	110	91	82	80	80	72	82	104	125	121
241 - 360 days (9 - 12 months)	50	57	57	59	64	77	96	91	72	63	54	54	64
361 - 540 days (13 - 18 months)	75	65	71	68	52	55	57	67	60	69	83	83	84
> 540 days (> 18 months)	207	219	226	239	220	225	230	235	242	249	255	264	273
Guardianship – SEA													
Median Age (50 th percentile) *	69	86	88	100	79	90	98	101	75	78	86	91	92
# of Cases in Age Interval													
0 - 120 days (0 - 4 months)	154	130	138	124	112	111	110	108	119	122	120	125	127
121 - 240 days (5 - 8 months)	34	31	40	46	45	46	45	36	30	31	35	36	39
241 - 360 days (9 - 12 months)	23	7	26	22	17	18	22	23	30	26	23	23	19
361 - 540 days (13 - 18 months)	12	10	14	18	14	11	13	15	14	17	16	21	29
> 540 days (> 18 months)	8	10	9	10	9	9	9	7	6	6	6	7	8
Adoption – SEA													
Median Age (50 th percentile) *	120	102	116	112	109	89	71	85	88	116	109	102	78
# of Cases in Age Interval													
0 - 120 days (0 - 4 months)	56	72	64	55	48	60	79	81	81	60	62	69	83
121 - 240 days (5 - 8 months)	30	27	30	21	19	24	17	18	22	22	27	26	24
241 - 360 days (9 - 12 months)	10	14	14	21	12	8	13	12	16	17	11	13	11
361 - 540 days (13 - 18 months)	6	6	4	2	6	11	10	2	10	12	15	13	11
> 540 days (> 18 months)	10	4	5	5	4	4	2	2	1	1	4	4	3
Paternity – SEA													
Median Age (50 th percentile) *	129	131	141	122	110	99	107	108	97	89	95	99	99
# of Cases in Age Interval													
0 - 120 days (0 - 4 months)	77	61	62	65	66	79	74	71	81	82	81	77	76
121 - 240 days (5 - 8 months)	50	50	49	44	35	27	32	37	33	35	26	27	34
241 - 360 days (9 - 12 months)	20	13	12	18	16	20	18	15	12	10	16	16	9
361 - 540 days (13 - 18 months)	9	9	4	4	5	4	7	6	8	10	8	8	10
> 540 days (> 18 months)	1	2	3	3	2	3	4	4	3	3	1	1	1
General Civil ⁽¹⁾ - SEA													
Median Age (50 th percentile) *	135	137	138	141	156	161	160	155	147	139	134	138	136
# of Cases in Age Interval													
0 - 120 days (0 - 4 months)	2170	2205	2204	2115	2086	2045	2000	2082	2158	2243	2241	2193	2175
121 - 240 days (5 - 8 months)	1292	1340	1310	1318	1465	1420	1371	1274	1194	1128	1123	1158	1239
241 - 360 days (9 - 12 months)	668	688	729	745	962	955	947	901	856	824	815	780	766
361 - 540 days (13 - 18 months)	377	378	382	391	459	467	455	462	486	478	465	462	443
541 - 720 days (19 - 24 months)	124	128	119	121	125	124	124	125	122	128	119	118	120
> 720 days (> 24 months)	90	92	91	91	114	108	107	103	94	88	96	93	96
Asbestos Cases (active) - SEA													
Median Age (50 th percentile) *	356	381	213	228	234	218	228	249	437	300	330	361	388
# of Cases in Age Interval													
0 - 120 days (0 - 4 months)	20	17	18	13	8	6	5	7	6	6	2	2	5
121 - 240 days (5 - 8 months)	8	9	10	14	17	16	17	12	8	5	7	5	6
241 - 360 days (9 - 12 months)	4	3	4	6	8	10	10	13	16	15	16	10	6
361 - 540 days (13 - 18 months)	17	17	13	11	4	4	4	5	8	11	12	17	21
541 - 720 days (19 - 24 months)	5	4	3	3	6	7	4	4	2	2	2	2	1
> 720 days (> 24 months)	7	8	7	9	3	0	1	1	0	0	0	1	1

* Age of active pending cases is time elapsed from filing date to the end of the reporting period, minus any suspense time (in appeal, stay, mediation, arbitration) if applicable. The “median age” indicates the age of half (50%) of the pending cases (half are more, half are less) than the number of days indicated in the table.

(1) “General Civil” includes all civil actions (including RALJ), except “Matters Filed with Clerk” (Tax Warrants, Abstract of Judgment, Foreign Judgment, and Transcript of Judgment), Domestic, Probate, Guardianship, Adoption, and Paternity cases. Also, Starting June 2004, asbestos cases have been separated out.

Table 5. Age of Pending Cases (cont.)

KNT	Aug 2016	Sep 2016	Oct 2016	Nov 2016	Dec 2016	Jan 2017	Feb 2017	Mar 2017	Apr 2017	May 2017	Jun 2017	Jul 2017	Aug 2017
Domestic- KNT													
Median Age (50 th percentile) *	120	120	119	126	135	141	145	134	123	114	113	120	127
# of Cases in Age Interval													
0 - 120 days (0 - 4 months)	890	887	900	870	800	779	765	851	927	956	995	963	942
121 - 240 days (5 - 8 months)	509	484	474	494	507	506	501	456	431	414	401	439	524
241 - 360 days (9 - 12 months)	184	198	225	226	251	244	263	254	261	236	227	224	209
361 - 540 days (13 - 18 months)	86	91	86	79	85	92	95	92	122	113	128	126	129
> 540 days (> 18 months)	108	106	108	113	115	125	132	144	141	143	144	147	155
Probate – KNT													
Median Age (50 th percentile) *	402	358	367	346	376	356	355	363	413	337	367	392	416
# of Cases in Age Interval													
0 - 120 days (0 - 4 months)	29	43	43	45	36	33	39	39	29	43	33	30	38
121 - 240 days (5 - 8 months)	26	23	21	24	18	29	30	28	27	28	28	27	21
241 - 360 days (9 - 12 months)	13	15	17	21	17	15	14	18	18	26	27	23	24
361 - 540 days (13 - 18 months)	20	21	22	20	16	13	18	22	22	19	23	29	23
> 540 days (> 18 months)	58	60	63	57	56	61	62	63	66	69	68	68	75
Guardianship - KNT													
Median Age (50 th percentile) *	57	74	88	65	85	104	98	81	104	94	86	92	108
# of Cases in Age Interval													
0 - 120 days (0 - 4 months)	88	84	89	96	77	79	81	81	73	76	91	72	65
121 - 240 days (5 - 8 months)	21	23	26	28	29	29	27	29	24	23	27	25	24
241 - 360 days (9 - 12 months)	13	8	10	9	11	11	11	16	17	18	14	19	16
361 - 540 days (13 - 18 months)	9	9	11	11	9	7	10	11	9	7	12	14	10
> 540 days (> 18 months)	4	5	5	8	6	6	5	4	6	7	7	7	10
Adoption – KNT													
Median Age (50 th percentile) *	118	126	132	132	171	143	133	100	91	106	117	144	157
# of Cases in Age Interval													
0 - 120 days (0 - 4 months)	23	19	22	21	20	22	20	29	29	27	26	19	19
121 - 240 days (5 - 8 months)	3	7	10	12	12	7	11	13	12	12	9	11	12
241 - 360 days (9 - 12 months)	8	8	4	3	2	6	7	8	7	5	7	6	7
361 - 540 days (13 - 18 months)	6	5	7	8	8	9	4	4	0	3	3	4	4
> 540 days (> 18 months)	5	1	2	3	4	4	3	3	6	6	6	6	4
Paternity – KNT													
Median Age (50 th percentile) *	98	102	82	60	75	91	103	102	94	84	89	101	92
# of Cases in Age Interval													
0 - 120 days (0 - 4 months)	59	61	73	78	83	85	77	72	76	91	85	76	83
121 - 240 days (5 - 8 months)	25	21	25	25	35	31	31	38	42	40	30	31	27
241 - 360 days (9 - 12 months)	8	9	11	9	7	8	13	11	8	10	11	16	17
361 - 540 days (13 - 18 months)	5	5	3	2	4	4	6	6	5	3	7	5	4
> 540 days (> 18 months)	1	1	3	2	0	0	0	0	0	1	1	0	1
General Civil ⁽¹⁾ - KNT													
Median Age (50 th percentile) *	126	120	117	119	132	134	142	138	124	125	114	118	120
# of Cases in Age Interval													
0 - 120 days (0 - 4 months)	1102	1124	1152	1160	1204	1171	1088	1082	1210	1181	1294	1244	1294
121 - 240 days (5 - 8 months)	588	551	548	532	639	659	637	656	613	577	576	567	661
241 - 360 days (9 - 12 months)	331	344	317	342	414	411	414	382	363	374	364	360	350
361 - 540 days (13 - 18 months)	165	154	162	171	210	204	211	202	186	188	193	187	184
541 - 720 days (19 - 24 months)	42	53	54	54	65	57	53	47	43	38	44	45	51
> 720 days (> 24 months)	26	19	21	21	40	42	41	46	42	41	39	41	38

* Age of active pending cases is time elapsed from filing date to the end of the reporting period, minus any suspense time (in appeal, stay, mediation, arbitration) if applicable. The “median age” indicates the age of half (50%) of the pending cases (half are more, half are less) than the number of days indicated in the table.

(1) “General Civil” includes all civil actions (including RALJ), except “Matters Filed with Clerk” (Tax Warrants, Abstract of Judgment, Foreign Judgment, and Transcript of Judgment), Domestic, Probate, Guardianship, Adoption, and Paternity cases.

Table 6. SEA/KNT Filings, Resolutions, and Pending Caseload as a Percentage of All Cases

	Aug 2016	Sep 2016	Oct 2016	Nov 2016	Dec 2016	Jan 2017	Feb 2017	Mar 2017	Apr 2017	May 2017	Jun 2017	Jul 2017	Aug 2017 ⁽¹⁾
Total Filings ⁽²⁾													
SEA - # of Cases Filed	2009	1923	1703	1699	1721	1725	1833	2190	1928	2008	1968	1743	2056
KNT - # of Cases Filed	1268	1265	1161	1174	1145	1129	1040	1426	1258	1250	1323	1101	1455
SEA %	61%	60%	60%	59%	60%	60%	64%	61%	61%	62%	60%	61%	59%
KNT %	39%	40%	40%	41%	40%	40%	36%	39%	39%	38%	40%	39%	41%
Total Cases Assigned													
SEA - # of Cases Assigned	1098	1065	942	843	939	872	999	1126	1089	1133	1024	958	1130
KNT - # of Cases Assigned	624	657	537	565	535	507	505	704	671	611	675	509	777
SEA %	64%	62%	64%	63%	64%	63%	66%	62%	62%	65%	60%	65%	59%
KNT %	36%	38%	36%	37%	36%	37%	34%	38%	38%	35%	40%	35%	41%
Total Resolutions ⁽²⁾													
SEA - # of Cases Resolved	2067	1818	1821	1840	1863	1766	1826	2204	1952	1968	2102	1872	1994
KNT - # of Cases Resolved	1375	1360	1173	1226	1213	1151	1130	1421	1188	1324	1222	1249	1312
SEA %	60%	57%	61%	60%	61%	61%	62%	61%	62%	60%	63%	60%	60%
KNT %	40%	43%	39%	40%	39%	39%	38%	39%	38%	40%	37%	40%	40%
Total Pending Cases ⁽²⁾													
SEA - # of Cases Pending	8441	8607	8611	8538	8787	8705	8681	8662	8628	8656	8586	8506	8648
KNT - # of Cases Pending	4455	4439	4514	4554	4780	4747	4669	4708	4815	4775	4920	4831	5021
SEA %	65%	66%	66%	65%	65%	65%	65%	65%	64%	64%	64%	64%	63%
KNT %	35%	34%	34%	35%	35%	35%	35%	35%	36%	36%	36%	36%	37%

Note: Include civil actions (including RALJ, asbestos cases), except “Matters Filed with Clerk” (Tax Warrants, Abstract of Judgment, Foreign Judgment, and Transcript of Judgment), domestic, probate, guardianship, adoption, and paternity cases.

- (1) Reflects all documents received by **09/15/2017**.
- (2) These categories include cases (case types 2, 3, 4 and 5) with no assignment to judges.

Table 7. Asbestos Cases: Filings, Resolutions, Pending Resolution

	Jul 2016	Aug 2016	Sep 2016	Oct 2016	Nov 2016	Dec 2016	Jan 2017	Feb 2017	Mar 2017	Apr 2017	May 2017	Jun 2017	Jul 2017	Aug 2017
Filings	7	7	3	3	1	2	1	1	3	1	1	0	0	0
Resolutions	2	1	5	6	4	6	4	3	2	5	2	0	2	4
Pending Resolution by Filing Year *	2001	0	0	0	0	0	0	0	0	0	0	0	0	0
	2002	0	0	0	0	0	0	0	0	0	0	0	0	0
	2003	0	0	0	0	0	0	0	0	0	0	0	0	0
	2004	0	0	0	0	0	0	0	0	0	0	0	0	0
	2005	0	0	0	0	0	0	0	0	0	0	0	0	0
	2006	0	0	0	0	0	0	0	0	0	0	0	0	0
	2007	0	0	0	0	0	0	0	0	0	0	0	0	0
	2008	0	0	0	0	0	0	0	0	0	0	0	0	0
	2009	0	0	0	0	0	0	0	0	0	0	0	0	0
	2010	0	0	0	0	0	0	0	0	0	0	0	0	0
	2011	0	0	0	0	0	0	0	0	0	0	0	0	0
	2012	0	0	0	0	1	1	1	1	1	0	0	0	0
	2013	2	2	2	2	2	1	0	0	0	0	0	0	0
	2014	8	7	7	5	4	2	0	0	0	0	0	0	0
	2015	24	24	21	17	14	9	8	5	4	2	2	2	2
	2016	21	28	28	31	32	33	33	33	32	32	30	30	28
	2017							1	2	5	6	7	7	7
Total	55	61	58	55	53	46	43	41	42	40	39	39	37	

* Including "ACT", "RSTY", and "RAPP" status.

Bankruptcy cases are treated as "resolved and completed" cases and therefore no longer counted in this table starting March 2005.

Appendix Glossary and Definition

Active Status

A case is active if it is not on suspense status (see Suspense Status).

Adjustment

The adjustment for pending cases that are related to suspense and reactivation.

Adoption Cases

This reporting category includes the following “cause-of-action” codes within SCOMIS case type 5:

- Relinquishment (REL)
- Termination of Parent/Child Relationship (TER)
- Adoption (ADP)
- Miscellaneous (MSC)
- Name Change - Confidential (CHN)
- Initial Pre-Placement Report Filed with Clerk (PPR)

Annual Filings

Total number of new case filings during the calendar year (January 1 to December 31)

Case

A case is defined as a filing with an assigned case number.

Case Age

The age of a case is the time (number of days) since the filing date, less any suspense time if applicable.

General Civil Cases (excl. RALJ)

“General Civil” include all civil matters other than appeals from courts of limited jurisdiction and “Matters Filed with Clerk”. Domestic, Probate, Guardianship, Adoption, and Paternity cases. “General Civil” include small claims as identified by the “Small Claim Track”. This reporting category includes the following “cause-of-action” codes within SCOMIS case type 2:

- Administrative Law Review (ALR)
- Change of Name - Non-Confidential (CHN)
- Collection (COL)
- Commercial (COM)
- Condemnation (CON)
- Appeal of a Department of Licensing Revocation (DOL)
- Domestic Violence Protection (DVP)
- Emancipation of Minor (EOM)
- Foreclosure (FOR)
- Civil Harassment (HAR)
- Injunction (INJ)
- Other Malpractice (MAL)
- Medical Malpractice (MED)
- Meretricious Relationship (MER)
- Malicious Harassment (MHA)
- Miscellaneous (MSC)
- Minor Settlement (MST) - *as of 10/1/96, under Guardianship*
- Petition of Civil Commitment- Sexual Predator (PCC)
- Property Fairness (PFA)
- Personal Injury (PIN)
- Property Damage (PRP)
- Quiet Title (QTI)
- Small Claims (LCA/LCI on “Small Claim Track”)
- Seizure of Property from the Commission of a Crime (SPC)
- Seizure of Property Resulting from a Crime (SPR)
- Tort Motor Vehicle (TMV)
- Tort Other (TTO)
- Unlawful Detainer (UND)
- Wrongful Death (WDE)
- Writ of Habeas Corpus (WHC)
- Miscellaneous Writ (WMW)
- Writ of Mandamus (WRM)
- Writ of Restitution (WRR)
- Writ of Review (WRV)

Completion

A case is completed when dispositive document is filed with the court following resolution.

Domestic Cases

This reporting category includes the following “cause-of-action” codes within SCOMIS case type 3:

- Annulment – Invalidity (INV)
- Child Custody (CUS)
- Dissolution with Children of the Marriage (DIC)
- Dissolution with No Children of the Marriage (DIN)
- Dissolution of Domestic Partnership – With Children (DPC)
- Dissolution of Domestic Partnership – With No Children (DPN)
- Foreign Judgment (FJU)
- Invalidity – Domestic Partnership (INP)
- Mandatory Wage Assignment (MWA)
- Miscellaneous (MSC)

- Modification (MOD)
- Modification – Support Only (MDS)
- Out-Of-State Child Custody (OSC)
- Parenting Plan / Child Support (PPS)
- Reciprocal, Respondent In-County (RIC)
- Reciprocal, Respondent Out-of-County (ROC)
- Legal Separation (SEP)
- Legal Separation – Domestic Partnership (SPD)

End Pending

Total number of pending cases at the end of reporting period.

Guardianship Cases

This reporting category includes the following “cause-of-action” codes within SCOMIS case type 4:

- Guardianship/Estate (G/E)
- Guardianship (GND)
- Limited Guardianship (LGD)
- Minor Settlement (MST)

Median Age

The median age is the time that 50% of the cases are under and 50% are above the given age. For example, if pending cases have a median age of 12 months, it means that 50% of the pending cases are within the age of 12 months, and 50% of pending cases are over 12 months. The median age is more robust to cases with extreme age values than the average age.

Number of Resolutions

Total number of cases resolved during the reporting period.

Paternity Cases

This reporting category includes the following “cause-of-action” codes within SCOMIS case type 5:

- Modification (MOD)
- Paternity (PAT)
- Paternity/URES/UFSA (PUR)

Pending Case

A case is defined as pending if it is unresolved and active (not in suspense).

Previous Pending

Total number of pending cases at the beginning of reporting period.

Probate Cases

This reporting category includes the following “cause-of-action” codes within SCOMIS case type 4:

- Absentee (ABS)
- Disclaimer (DSC)
- Estate (EST)
- Foreign Will (FNW)
- Miscellaneous (MSC)
- Non-Probate Notice to Creditors (NNC)
- Will Only (WLL)
- Other Non-specified Resolutions

Reactivated Case

A case returns to active status from suspense status during the reporting period.

Resolution

A case is resolved if all issues in the complaint are fully adjudicated.

Suspended Case

A case is placed in suspense status from active status during the reporting period.

Suspense Status

A case is on suspense status if it is on warrant, appeal, stay, mediation, arbitration (“Deferred Prosecution” is not a suspense status, but is treated as a resolution).

Suspense Time

Time (days) that a case is on suspense status before its resolution. If a case has more than one suspense between filing and resolution, the suspense time is the total from all suspense. Time on suspense status after resolution (e.g., appeals) is not counted.