

King County Superior Court

Civil Department Statistical Report

May 2018

Department of Judicial Administration
Prepared by: Shiquan Liao, Ph.D., Statistician

Release Date: June 20, 2018

Report #: CV-2018-05

Figure 1. Monthly Filings for SEA, KNT and SEA/KNT Combined

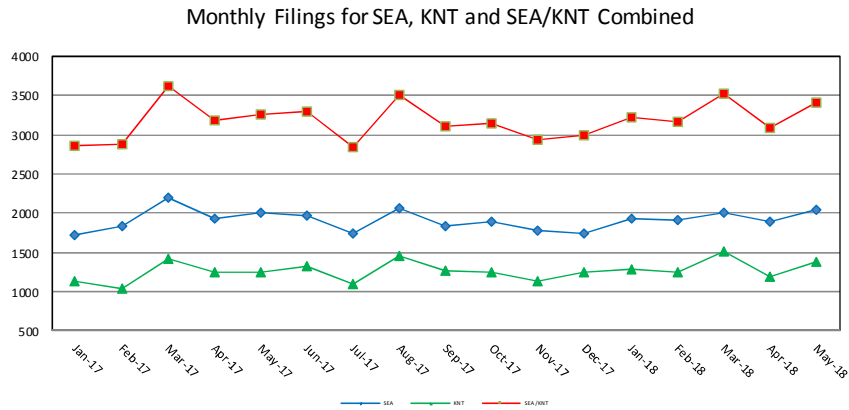


Figure 2. Monthly Resolutions for SEA, KNT and SEA/KNT Combined

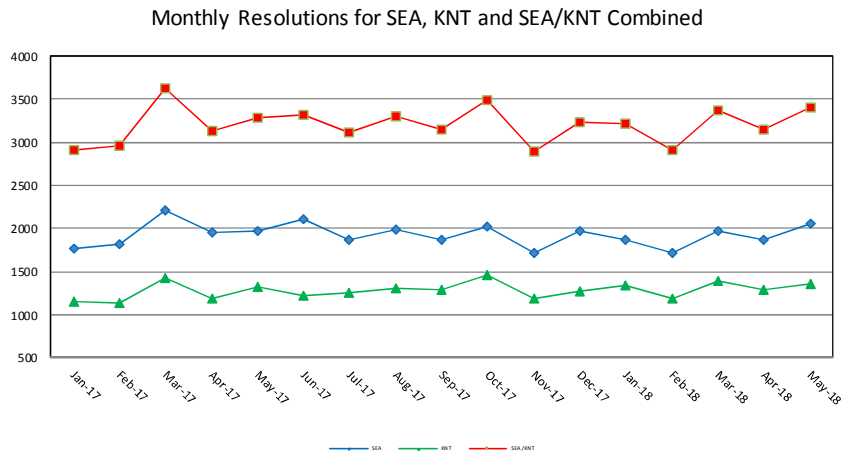


Figure 3. Monthly Pending Caseload for SEA, KNT and SEA/KNT Combined

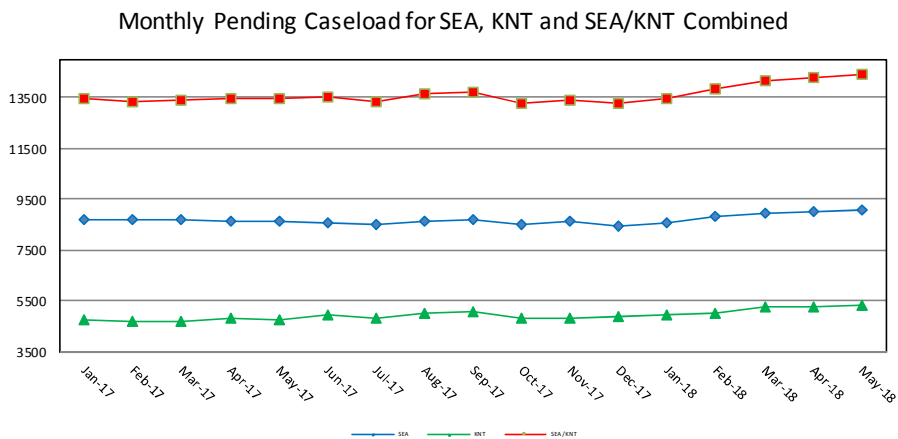


Table 1. Monthly New Filings

SEA	Jan	Feb	Mar	Apr	May	Jun	Jul	Aug	Sep	Oct	Nov	Dec	Adj ⁽¹⁾	Annual
TOTAL - SEA														
2016	1763	1907	2029	1942	1871	1978	1782	2009	1923	1703	1699	1721	(-72)	22255
2017	1725	1833	2190	1928	2008	1968	1743	2056	1831	1895	1787	1746	(-46)	22664
2018 ⁽³⁾	1927	1920	2010	1894	2042									
Domestic - SEA														
2016	354	390	418	387	389	374	361	377	453	332	359	343	(-3)	4534
2017	337	375	403	398	409	374	361	429	406	362	360	292	(-1)	4505
2018 ⁽³⁾	401	360	395	390	425									
Probate - SEA														
2016	371	397	431	387	419	449	343	383	360	334	361	368	(+1)	4604
2017	395	425	521	397	421	444	343	430	355	403	328	402	(-2)	4862
2018 ⁽³⁾	406	420	438	425	423									
Guardianship - SEA														
2016	49	43	60	49	60	51	52	68	36	54	45	51	(+1)	619
2017	43	35	54	55	55	48	47	58	44	46	56	52	(-1)	592
2018 ⁽³⁾	47	50	47	47	64									
Adoption - SEA														
2016	30	40	30	19	29	30	23	18	35	25	28	31	(-3)	335
2017	36	33	27	41	31	28	36	36	28	39	29	37	(+1)	402
2018 ⁽³⁾	32	21	29	18	32									
Paternity - SEA														
2016	18	24	17	24	28	17	21	25	14	21	22	17	(-9)	239
2017	28	18	22	27	24	19	20	29	15	14	17	6	(0)	239
2018 ⁽³⁾	21	17	16	26	25									
General Civil ⁽²⁾ - SEA														
2016	940	1012	1068	1074	940	1056	975	1131	1022	934	883	909	(-61)	11883
2017	885	946	1160	1009	1067	1055	936	1070	981	1029	994	955	(-43)	12044
2018 ⁽³⁾	993	1050	1084	977	1072									
Asbestos Cases - SEA														
2016	1	1	5	2	6	1	7	7	3	3	1	2	(+2)	41
2017	1	1	3	1	1	0	0	4	2	2	3	2	(0)	20
2018 ⁽³⁾	27	2	1	11	1									

KNT	Jan	Feb	Mar	Apr	May	Jun	Jul	Aug	Sep	Oct	Nov	Dec	Adj ⁽¹⁾	Annual
TOTAL - KNT														
2016	1019	1103	1308	1271	1274	1345	1189	1268	1265	1161	1174	1145	(+24)	14546
2017	1129	1040	1426	1258	1250	1323	1101	1455	1274	1253	1141	1255	(-3)	14902
2018 ⁽³⁾	1296	1249	1522	1189	1378									
Domestic - KNT														
2016	202	255	278	259	268	265	224	278	254	258	202	226	(+9)	2978
2017	210	217	308	296	267	302	238	295	236	248	229	241	(-16)	3092
2018 ⁽³⁾	253	244	291	251	277									
Probate - KNT														
2016	118	133	136	113	113	119	109	129	130	110	130	122	(+7)	1469
2017	134	134	174	127	136	120	133	135	105	128	96	131	(+5)	1556
2018 ⁽³⁾	144	122	156	133	162									
Guardianship - KNT														
2016	16	35	42	35	34	34	29	46	26	33	48	16	(-5)	389
2017	26	34	36	17	33	41	18	28	30	27	32	31	(+3)	357
2018 ⁽³⁾	52	35	27	24	28									
Adoption - KNT														
2016	7	9	14	13	10	15	8	8	9	13	5	9	(+3)	123
2017	7	13	17	10	10	12	7	16	13	11	8	21	(+4)	144
2018 ⁽³⁾	8	9	11	9	13									
Paternity - KNT														
2016	16	33	31	19	21	24	15	17	16	34	29	25	(+9)	289
2017	17	21	25	27	37	17	12	39	21	31	23	28	(0)	300
2018 ⁽³⁾	16	32	18	36	30									
General Civil ⁽²⁾ - KNT														
2016	660	638	807	832	828	888	804	790	830	713	760	747	(+1)	9298
2017	735	621	866	781	767	831	693	942	869	808	753	803	(+2)	9453
2018 ⁽³⁾	823	807	1019	736	868									

Note: Table 1 presents total number of cases filed and designated to SEA and KNT. Modifications/Re-opened cases (under the original case number) are not included because SCOMIS currently lacks the capability in capturing re-opens and modifications.

- (1) "Adj" = adjustment made at year-end if necessary.
- (2) "General Civil" includes all civil actions (including RALJ), except "Matters Filed with Clerk" (Tax Warrants, Abstract of Judgment, Foreign Judgment, and Transcript of Judgment), Domestic, Probate, Guardianship, Adoption, and Paternity cases. Also, starting June 2004, asbestos cases have been separated out.
- (3) Reflects all documents received by **06/15/2018**. Year-end adjustment may be needed to reflect data entered after the time of this monthly report.

Table 2. Monthly Resolutions

SEA	Jan	Feb	Mar	Apr	May	Jun	Jul	Aug	Sep	Oct	Nov	Dec	Adj ⁽¹⁾	Annual
TOTAL - SEA														
2016	1805	1910	2085	1901	1846	2083	1724	2067	1818	1821	1840	1863	(-589)	22175
2017	1766	1826	2204	1952	1968	2102	1872	1994	1871	2027	1714	1964	(-636)	22624
2018 ⁽³⁾	1874	1720	1977	1868	2057									
Domestic - SEA														
2016	363	369	377	374	342	416	357	397	368	349	387	463	(-21)	4541
2017	369	342	391	381	366	411	400	385	372	369	341	446	(-13)	4560
2018 ⁽³⁾	383	332	342	362	400									
Probate - SEA														
2016	368	402	417	378	409	425	336	419	357	324	354	351	(-22)	4518
2017	375	386	499	430	411	447	349	399	344	386	292	397	(-42)	4673
2018 ⁽³⁾	357	395	432	408	397									
Guardianship - SEA														
2016	39	40	42	47	58	58	41	50	59	35	52	60	(+15)	596
2017	46	33	66	47	52	51	33	48	39	61	41	34	(-1)	550
2018 ⁽³⁾	55	61	58	65	53									
Adoption - SEA														
2015	30	18	35	20	29	30	22	29	24	31	40	44	(0)	352
2016	18	19	23	36	50	22	30	30	31	28	38	59	(-2)	382
2017 ⁽³⁾	34	13	28	25	26									
Paternity - SEA														
2016	32	24	33	17	10	10	20	32	34	26	18	19	(+3)	279
2017	19	16	22	24	23	27	23	28	27	21	13	14	(-2)	255
2018 ⁽³⁾	15	20	28	19	19									
General Civil ⁽²⁾ - SEA														
2016	970	1053	1178	1060	994	1140	946	1139	971	1050	985	920	(-566)	11840
2017	935	1027	1201	1029	1064	1144	1035	1104	1052	1158	989	1010	(-547)	12174
2018 ⁽³⁾	1024	895	1086	961	1157									
Asbestos Cases - SEA														
2016	3	3	3	5	5	4	2	1	5	6	4	6	(+2)	49
2017	4	3	2	5	2	0	2	0	6	4	0	4	(-2)	30
2018 ⁽³⁾	6	4	3	28	5									
KNT														
TOTAL - KNT														
2016	1145	1118	1274	1239	1260	1523	1180	1375	1360	1172	1226	1213	(-571)	14515
2017	1151	1130	1421	1188	1324	1222	1279	1312	1285	1459	1178	1269	(-549)	14639
2018 ⁽³⁾	1341	1191	1388	1283	1352									
Domestic - KNT														
2016	240	219	242	246	219	298	228	265	266	236	227	262	(-10)	2938
2017	228	213	286	217	284	271	241	247	257	280	244	255	(-19)	3004
2018 ⁽³⁾	242	241	274	265	277									
Probate - KNT														
2015	105	132	137	112	116	109	106	138	117	106	120	132	(0)	1430
2016	127	123	170	138	117	127	138	136	106	117	106	124	(-20)	1509
2017 ⁽³⁾	138	119	149	126	155									
Guardianship - KNT														
2016	31	39	29	32	25	38	34	48	33	21	37	26	(-1)	392
2017	26	32	29	29	31	21	33	40	37	28	23	25	(+2)	356
2018 ⁽³⁾	36	35	40	36	31									
Adoption - KNT														
2016	7	12	14	11	6	17	9	6	14	9	4	12	(-1)	120
2017	5	16	5	13	10	14	12	16	11	10	9	22	(0)	143
2018 ⁽³⁾	6	11	17	10	8									
Paternity - KNT														
2016	33	29	19	25	36	42	12	21	22	15	28	15	(-3)	294
2017	20	23	27	22	24	30	18	34	28	33	17	11	(0)	287
2018 ⁽³⁾	33	19	29	22	26									
General Civil ⁽²⁾ -														
2016	729	687	833	813	858	1019	791	897	908	786	810	766	(-556)	9341
2017	745	723	904	769	858	759	807	838	846	991	779	832	(-512)	9340
2018 ⁽³⁾	886	766	879	824	855									

Note: Table 2 presents total number of resolutions of SEA and KNT cases. Modifications/Re-opened cases (under the original case number) are not included because SCOMIS currently lacks the capability in capturing re-opens and modifications.

- (1) "Adj" = adjustment made at the end of the year if necessary.
- (2) "General Civil" include all civil actions (including RALJ), except "Matters Filed with Clerk" (Tax Warrants, Abstract of Judgment, Foreign Judgment, and Transcript of Judgment), Domestic, Probate, Guardianship, Adoption, and Paternity cases. Also, starting June 2004, asbestos cases have been separated out.
- (3) Reflects all documents received by 06/15/2018. Year-end adjustment may be needed to reflect data entered after the time of this monthly report.

Table 3. Percentage of Cases Resolved in Specified Time Intervals

SEA	Apr 2017	May 2017	Jun 2017	Jul 2017	Aug 2017	Sep 2017	Oct 2017	Nov 2017	Dec 2017	Jan 2018	Feb 2018	Mar 2018	Apr 2018	May 2018
Domestic - SEA														
90% in 8 months	72%	70%	64%	68%	68%	63%	67%	67%	73%	63%	68%	63%	64%	65%
98% in 10 months	80%	80%	76%	78%	77%	73%	78%	77%	84%	75%	77%	74%	73%	73%
100% in 14 months	93%	95%	94%	94%	93%	90%	94%	93%	95%	92%	93%	90%	91%	93%
Probate - SEA														
90% in 8 months	91%	98%	98%	99%	98%	99%	96%	98%	96%	99%	98%	99%	97%	99%
98% in 18 months	98%	99%	99%	99%	99%	99%	97%	99%	98%	100%	99%	99%	98%	99%
100% in 36 months	100%	99%	100%	99%	100%	100%	98%	100%	99%	100%	100%	100%	100%	100%
Guardianship - SEA														
90% in 8 months	83%	92%	86%	97%	96%	95%	95%	93%	100%	82%	87%	79%	88%	94%
98% in 18 months	96%	98%	98%	100%	100%	100%	100%	98%	100%	100%	98%	91%	95%	100%
100% in 36 months	98%	100%	100%	100%	100%	100%	100%	100%	100%	100%	98%	100%	98%	100%
Adoption - SEA														
90% in 8 months	89%	98%	86%	80%	70%	90%	96%	87%	88%	88%	92%	75%	88%	96%
98% in 10 months	89%	98%	96%	91%	77%	93%	100%	92%	93%	94%	92%	75%	96%	100%
100% in 14 months	89%	100%	96%	93%	83%	97%	100%	95%	97%	100%	100%	79%	96%	100%
Paternity - SEA														
90% in 8 months	75%	87%	78%	78%	79%	70%	73%	77%	79%	67%	65%	82%	90%	68%
98% in 10 months	79%	87%	85%	91%	86%	81%	85%	85%	86%	100%	95%	93%	100%	89%
100% in 14 months	96%	91%	89%	91%	93%	96%	94%	85%	93%	100%	100%	96%	100%	100%
General Civil ⁽¹⁾ - SEA														
90% in 12 months	82%	87%	88%	86%	86%	89%	85%	88%	90%	91%	86%	88%	87%	95%
98% in 18 months	96%	96%	97%	96%	97%	97%	97%	97%	97%	98%	95%	97%	97%	98%
100% in 24 months	98%	99%	99%	98%	99%	99%	99%	99%	99%	99%	98%	99%	99%	100%

KNT	Apr 2017	May 2017	Jun 2017	Jul 2017	Aug 2017	Sep 2017	Oct 2017	Nov 2017	Dec 2017	Jan 2018	Feb 2018	Mar 2018	Apr 2018	May 2018
Domestic - KNT														
90% in 8 months	67%	62%	66%	68%	65%	73%	70%	60%	68%	71%	63%	63%	66%	65%
98% in 10 months	76%	76%	78%	76%	77%	81%	77%	70%	81%	79%	74%	74%	77%	75%
91% in 14 months	91%	93%	94%	90%	93%	93%	84%	87%	93%	94%	94%	90%	93%	92%
Probate - KNT														
90% in 8 months	99%	100%	98%	98%	96%	97%	99%	100%	97%	99%	97%	100%	99%	99%
98% in 18 months	99%	100%	98%	99%	100%	99%	99%	100%	99%	99%	99%	100%	99%	100%
100% in 36 months	100%	100%	99%	99%	100%	99%	100%	100%	99%	100%	99%	100%	99%	100%
Guardianship - KNT														
90% in 8 months	90%	90%	81%	94%	88%	60%	89%	91%	88%	97%	100%	98%	94%	84%
98% in 18 months	97%	97%	100%	100%	98%	95%	96%	100%	96%	100%	100%	100%	100%	97%
100% in 36 months	100%	100%	100%	100%	100%	100%	100%	100%	100%	100%	100%	100%	100%	100%
Adoption - KNT														
90% in 8 months	85%	100%	71%	92%	88%	91%	80%	89%	86%	67%	91%	77%	90%	75%
98% in 10 months	85%	100%	86%	92%	88%	91%	90%	100%	86%	83%	100%	77%	90%	75%
100% in 14 months	92%	100%	100%	100%	88%	91%	90%	100%	86%	83%	100%	82%	100%	75%
Paternity - KNT														
90% in 8 months	73%	88%	90%	67%	88%	86%	73%	71%	64%	88%	95%	79%	77%	73%
98% in 10 months	82%	92%	93%	72%	97%	89%	85%	83%	73%	88%	100%	86%	86%	81%
100% in 14 months	96%	92%	100%	94%	97%	96%	94%	94%	100%	94%	100%	96%	96%	92%
General Civil ⁽¹⁾ - KNT														
90% in 12 months	90%	93%	94%	92%	95%	95%	93%	96%	97%	91%	91%	93%	93%	95%
98% in 18 months	98%	98%	98%	98%	98%	99%	97%	98%	99%	98%	98%	98%	99%	98%
100% in 24 months	99%	100%	99%	99%	99%	99%	99%	100%	100%	99%	99%	99%	99%	100%

Note: Table 3 presents the age of resolved cases – the time between filing and resolution, minus any suspense time if applicable. Modifications/Re-opened cases (under the original case number) are not included because SCOMIS currently lacks the capability in capturing re-opens and modifications.

Court adopted time guideline (based on suggestion from BJA State Advisory Committee, see LCR 4 official comment): (a) Civil - 90% by 360 days (12 months), 98% by 540 days (18 months); (b) Domestic - 90% by 240 days (8 months), 98% by 300 days (10 months); (c) Probate/Guardianship - 90% by 240 days (8 months), 98% by 540 days (18 months); (d) Adoption/Paternity - 90% by 240 days (8 months); 98% by 300 days (10 months).

(1) “General Civil” includes all civil actions (including RALJ), except “Matters Filed with Clerk” (Tax Warrants, Abstract of Judgment, Foreign Judgment, and Transcript of Judgment), Domestic, Probate, Guardianship, Adoption, and Paternity cases. NOT including asbestos cases, starting June 2004.

Table 4. Monthly Pending Caseload

SEA	Jan	Feb	Mar	Apr	May	Jun	Jul	Aug	Sep	Oct	Nov	Dec
TOTAL - SEA												
2017	8705	8681	8662	8628	8656	8586	8506	8648	8663	8476	8611	8437
2018 ⁽²⁾	8581	8832	8918	9019	9054							
Domestic - SEA												
2017	2545	2575	2589	2602	2645	2602	2566	2613	2654	2629	2653	2495
2018 ⁽²⁾	2542	2583	2627	2658	2682							
Probate - SEA												
2017	563	606	638	610	629	635	633	672	687	666	706	720
2018 ⁽²⁾	771	804	815	838	867							
Guardianship - SEA												
2017	195	199	189	199	202	200	212	222	226	209	224	242
2018 ⁽²⁾	233	225	218	209	216							
Adoption - SEA												
2017	107	121	125	130	112	119	125	132	129	140	131	110
2018 ⁽²⁾	110	118	119	112	118							
Paternity - SEA												
2017	133	135	133	137	140	132	129	130	117	106	110	101
2018 ⁽²⁾	109	105	94	101	108							
General Civil ⁽¹⁾ - SEA												
2017	5119	5004	4947	4910	4889	4859	4804	4839	4814	4692	4750	4733
2018 ⁽²⁾	4759	4942	4992	5065	5029							
Asbestos Cases – SEA (active only)												
2017	43	41	42	40	39	39	37	40	36	34	37	36
2018 ⁽²⁾	57	55	53	36	34							

KNT	Jan	Feb	Mar	Apr	May	Jun	Jul	Aug	Sep	Oct	Nov	Dec
TOTAL - KNT												
2017	4747	4669	4707	4815	4775	4920	4831	5021	5050	4785	4804	4858
2018 ⁽²⁾	4908	5023	5248	5250	5348							
Domestic - KNT												
2017	1744	1756	1797	1882	1862	1895	1899	1959	1931	1878	1875	1871
2018 ⁽²⁾	1908	1908	1920	1915	1922							
Probate - KNT												
2017	151	163	170	162	185	179	177	181	182	188	179	190
2018 ⁽²⁾	199	205	213	224	232							
Guardianship - KNT												
2017	132	134	141	129	131	151	137	125	119	116	125	133
2018 ⁽²⁾	151	152	142	133	136							
Adoption - KNT												
2017	48	45	57	54	53	51	46	46	48	48	47	45
2018 ⁽²⁾	47	45	39	38	43							
Paternity - KNT												
2017	128	127	127	131	145	134	128	132	124	123	125	144
2018 ⁽²⁾	127	139	130	144	152							
General Civil ⁽¹⁾ - KNT												
2017	2544	2444	2415	2457	2399	2510	2444	2578	2646	2432	2453	2475
2018 ⁽²⁾	2476	2574	2804	2796	2863							

SEA/KNT	Jan	Feb	Mar	Apr	May	Jun	Jul	Aug	Sep	Oct	Nov	Dec
TOTAL												
2017	13452	13350	13370	13443	13431	13506	13337	13669	13713	13261	13415	13295
2018 ⁽²⁾	13489	13855	14166	14269	14402							

Note: Pending caseload = cases remain active and unresolved at the end of reporting period, excluding cases on suspense status (in arbitration, appeal). The pending caseload does not include re-opened cases and modifications (under the original case number) because SCOMIS currently lacks the capability in capturing the re-opens and modifications.

(1) "General Civil" includes all civil actions (including RALJ), except "Matters Filed with Clerk" (Tax Warrants, Abstract of Judgment, Foreign Judgment, and Transcript of Judgment), Domestic, Probate, Guardianship, Adoption, and Paternity cases. Also, Starting June 2004, asbestos cases have been separated out.

(2) Reflects all documents received by 06/15/2018.

Table 5. Age of Pending Cases

SEA	May 2017	Jun 2017	Jul 2017	Aug 2017	Sep 2017	Oct 2017	Nov 2017	Dec 2017	Jan 2018	Feb 2018	Mar 2018	Apr 2018	May 2018
Domestic – SEA													
Median Age (50 th percentile) *	112	114	116	115	115	112	119	130	126	127	123	113	115
# of Cases in Age Interval													
0 - 120 days (0 - 4 months)	1400	1347	1326	1336	1376	1375	1347	1199	1226	1245	1282	1371	1397
121 - 240 days (5 - 8 months)	586	622	614	666	688	666	690	657	689	691	683	636	638
241 - 360 days (9 - 12 months)	353	334	330	319	305	301	335	355	336	344	374	356	376
361 - 540 days (13 - 18 months)	139	134	133	133	128	138	128	133	125	132	125	133	115
> 540 days (> 18 months)	167	165	163	159	157	149	153	151	166	171	163	161	156
Probate – SEA													
Median Age (50 th percentile) *	365	389	418	420	404	371	357	362	357	369	391	397	395
# of Cases in Age Interval													
0 - 120 days (0 - 4 months)	166	139	107	130	132	148	171	164	190	197	172	171	159
121 - 240 days (5 - 8 months)	82	104	125	121	111	90	80	94	99	113	134	138	158
241 - 360 days (9 - 12 months)	63	54	54	64	78	90	107	99	100	88	75	88	94
361 - 540 days (13 - 18 months)	69	83	83	84	83	78	73	75	90	104	127	128	136
> 540 days (> 18 months)	249	255	264	273	283	260	275	288	292	302	307	313	320
Guardianship – SEA													
Median Age (50 th percentile) *	78	86	91	92	110	111	99	98	108	126	121	139	116
# of Cases in Age Interval													
0 - 120 days (0 - 4 months)	122	120	125	127	121	107	120	131	126	111	109	100	110
121 - 240 days (5 - 8 months)	31	35	36	39	46	39	35	33	31	41	45	45	38
241 - 360 days (9 - 12 months)	26	23	23	19	17	23	25	28	26	23	16	17	18
361 - 540 days (13 - 18 months)	17	16	21	29	32	30	31	31	27	23	22	24	23
> 540 days (> 18 months)	6	6	7	8	10	10	13	19	23	27	26	23	27
Adoption – SEA													
Median Age (50 th percentile) *	116	109	102	78	75	85	99	112	117	124	107	115	118
# of Cases in Age Interval													
0 - 120 days (0 - 4 months)	60	62	69	83	82	89	76	56	56	58	62	57	60
121 - 240 days (5 - 8 months)	22	27	26	24	21	21	27	27	28	31	29	21	21
241 - 360 days (9 - 12 months)	17	11	13	11	11	14	12	11	8	10	15	20	20
361 - 540 days (13 - 18 months)	12	15	13	11	10	10	9	10	12	10	4	6	9
> 540 days (> 18 months)	1	4	4	3	5	6	7	6	6	9	9	8	8
Paternity – SEA													
Median Age (50 th percentile) *	89	95	99	99	86	98	119	145	135	105	81	78	86
# of Cases in Age Interval													
0 - 120 days (0 - 4 months)	82	81	77	76	74	64	58	40	49	57	54	64	69
121 - 240 days (5 - 8 months)	35	26	27	34	28	34	42	49	47	38	29	20	23
241 - 360 days (9 - 12 months)	10	16	16	9	7	3	6	9	10	7	7	13	13
361 - 540 days (13 - 18 months)	10	8	8	10	6	3	2	2	2	2	2	2	1
> 540 days (> 18 months)	3	1	1	1	2	2	2	1	1	1	2	2	2
General Civil ⁽¹⁾ - SEA													
Median Age (50 th percentile) *	139	134	138	136	142	140	137	143	139	132	133	133	133
# of Cases in Age Interval													
0 - 120 days (0 - 4 months)	2243	2241	2193	2175	2132	2122	2151	2119	2156	2331	2356	2401	2378
121 - 240 days (5 - 8 months)	1128	1123	1158	1239	1295	254	1229	1198	1215	1197	1247	1282	1253
241 - 360 days (9 - 12 months)	824	815	780	766	710	695	743	778	816	821	789	775	789
361 - 540 days (13 - 18 months)	478	465	462	443	439	405	418	422	346	377	388	388	402
541 - 720 days (19 - 24 months)	128	119	118	120	138	124	114	119	125	173	117	125	119
> 720 days (> 24 months)	88	96	93	96	100	92	95	97	101	93	95	94	88
Asbestos Cases (active) - SEA													
Median Age (50 th percentile) *	300	330	361	388	390	400	423	436	44	50	81	221	216
# of Cases in Age Interval													
0 - 120 days (0 - 4 months)	6	2	2	5	6	7	10	7	32	32	31	12	6
121 - 240 days (5 - 8 months)	5	7	5	6	4	1	1	5	6	7	9	7	12
241 - 360 days (9 - 12 months)	15	16	10	6	3	6	5	5	4	1	1	5	4
361 - 540 days (13 - 18 months)	11	12	17	21	21	16	17	13	7	8	6	6	6
541 - 720 days (19 - 24 months)	2	2	2	1	1	3	3	5	7	6	5	4	4
> 720 days (> 24 months)	0	0	1	1	1	1	1	1	1	1	1	2	2

* Age of active pending cases is time elapsed from filing date to the end of the reporting period, minus any suspense time (in appeal, stay, mediation, arbitration) if applicable. The “median age” indicates the age of half (50%) of the pending cases (half are more, half are less) than the number of days indicated in the table.

(1) “General Civil” includes all civil actions (including RALJ), except “Matters Filed with Clerk” (Tax Warrants, Abstract of Judgment, Foreign Judgment, and Transcript of Judgment), Domestic, Probate, Guardianship, Adoption, and Paternity cases. Also, Starting June 2004, asbestos cases have been separated out.

Table 5. Age of Pending Cases (cont.)

KNT	May 2017	Jun 2017	Jul 2017	Aug 2017	Sep 2017	Oct 2017	Nov 2017	Dec 2017	Jan 2018	Feb 2018	Mar 2018	Apr 2018	May 2018
Domestic- KNT													
Median Age (50 th percentile) *	114	113	120	127	129	132	130	139	147	140	135	132	126
# of Cases in Age Interval													
0 - 120 days (0 - 4 months)	956	995	963	942	920	876	872	823	841	849	890	911	935
121 - 240 days (5 - 8 months)	414	401	439	524	512	518	507	515	499	483	462	440	439
241 - 360 days (9 - 12 months)	236	227	224	209	205	211	240	269	276	275	274	255	232
361 - 540 days (13 - 18 months)	113	128	126	129	136	120	102	109	125	128	118	134	134
> 540 days (> 18 months)	143	144	147	155	158	153	154	155	167	173	176	175	182
Probate – KNT													
Median Age (50 th percentile) *	337	367	392	416	436	407	470	462	456	444	453	462	455
# of Cases in Age Interval													
0 - 120 days (0 - 4 months)	43	33	30	38	35	44	32	38	44	46	49	52	51
121 - 240 days (5 - 8 months)	28	28	27	21	20	19	18	25	21	22	24	25	31
241 - 360 days (9 - 12 months)	26	27	23	24	23	21	21	14	15	19	18	25	21
361 - 540 days (13 - 18 months)	19	23	29	23	25	25	29	31	33	33	28	25	29
> 540 days (> 18 months)	69	68	68	75	79	79	79	82	86	85	94	97	100
Guardianship - KNT													
Median Age (50 th percentile) *	94	86	92	108	76	81	79	83	79	78	96	118	129
# of Cases in Age Interval													
0 - 120 days (0 - 4 months)	76	91	72	65	68	69	76	87	94	94	78	68	64
121 - 240 days (5 - 8 months)	23	27	25	24	27	21	17	17	22	18	23	25	28
241 - 360 days (9 - 12 months)	18	14	19	16	11	14	15	13	17	18	12	13	14
361 - 540 days (13 - 18 months)	7	12	14	10	5	6	11	11	10	14	20	16	15
> 540 days (> 18 months)	7	7	7	10	8	6	6	5	8	8	9	11	15
Adoption – KNT													
Median Age (50 th percentile) *	106	117	144	157	175	140	170	137	160	188	180	189	196
# of Cases in Age Interval													
0 - 120 days (0 - 4 months)	27	26	19	19	22	22	22	18	21	19	14	11	20
121 - 240 days (5 - 8 months)	12	9	11	12	10	12	7	10	10	9	12	10	6
241 - 360 days (9 - 12 months)	5	7	6	7	9	4	7	8	7	7	4	7	9
361 - 540 days (13 - 18 months)	3	3	4	4	4	7	7	7	8	9	8	6	6
> 540 days (> 18 months)	6	6	6	4	3	3	4	2	1	1	1	4	2
Paternity – KNT													
Median Age (50 th percentile) *	84	89	101	92	82	72	91	91	113	85	98	82	77
# of Cases in Age Interval													
0 - 120 days (0 - 4 months)	91	85	76	83	78	82	85	85	71	82	81	93	103
121 - 240 days (5 - 8 months)	40	30	31	27	21	21	21	42	36	32	27	25	25
241 - 360 days (9 - 12 months)	10	11	16	17	20	14	12	10	12	16	14	18	14
361 - 540 days (13 - 18 months)	3	7	5	4	4	5	6	6	8	9	8	7	8
> 540 days (> 18 months)	1	1	0	1	1	1	1	1	0	0	0	1	2
General Civil ⁽¹⁾ - KNT													
Median Age (50 th percentile) *	125	114	118	120	115	111	114	125	119	113	108	111	116
# of Cases in Age Interval													
0 - 120 days (0 - 4 months)	1181	1294	1244	1294	1355	1264	1279	1219	1252	1349	1539	1471	1489
121 - 240 days (5 - 8 months)	577	576	567	661	638	619	577	599	613	633	692	708	706
241 - 360 days (9 - 12 months)	374	364	360	350	351	321	340	370	351	345	332	357	396
361 - 540 days (13 - 18 months)	188	193	187	184	200	150	182	208	174	167	160	174	183
541 - 720 days (19 - 24 months)	38	44	45	51	65	49	47	48	53	51	46	53	53
> 720 days (> 24 months)	41	39	41	38	37	29	28	31	33	29	35	33	36

* Age of active pending cases is time elapsed from filing date to the end of the reporting period, minus any suspense time (in appeal, stay, mediation, arbitration) if applicable. The “median age” indicates the age of half (50%) of the pending cases (half are more, half are less) than the number of days indicated in the table.

(1) “General Civil” includes all civil actions (including RALJ), except “Matters Filed with Clerk” (Tax Warrants, Abstract of Judgment, Foreign Judgment, and Transcript of Judgment), Domestic, Probate, Guardianship, Adoption, and Paternity cases.

Table 6. SEA/KNT Filings, Resolutions, and Pending Caseload as a Percentage of All Cases

	May 2017	Jun 2017	Jul 2017	Aug 2017	Sep 2017	Oct 2017	Nov 2017	Dec 2017	Jan 2018	Feb 2018	Mar 2018	Apr 2018	May 2018 ⁽¹⁾
Total Filings ⁽²⁾													
SEA - # of Cases Filed	2008	1968	1743	2056	1831	1895	1787	1746	1927	1920	2010	1894	2043
KNT - # of Cases Filed	1250	1323	1101	1455	1274	1253	1141	1255	1296	1249	1522	1189	1378
SEA %	62%	60%	61%	59%	59%	60%	61%	58%	60%	61%	57%	61%	60%
KNT %	38%	40%	39%	41%	41%	40%	39%	42%	40%	39%	43%	39%	40%
Total Cases Assigned													
SEA - # of Cases Assigned	1133	1024	958	1130	1034	1017	1027	925	1059	1112	1125	1036	1127
KNT - # of Cases Assigned	611	675	509	777	662	591	609	632	559	683	839	533	698
SEA %	65%	60%	65%	59%	61%	63%	63%	59%	66%	62%	57%	65%	62%
KNT %	35%	40%	35%	41%	39%	37%	37%	41%	34%	38%	43%	35%	38%
Total Resolutions ⁽²⁾													
SEA - # of Cases Resolved	1968	2102	1872	1994	1871	2027	1714	1964	1874	1720	1977	1868	2057
KNT - # of Cases Resolved	1324	1222	1249	1312	1285	1459	1178	1269	1341	1191	1388	1283	1352
SEA %	60%	63%	60%	60%	59%	58%	59%	61%	58%	59%	59%	59%	60%
KNT %	40%	37%	40%	40%	41%	42%	41%	39%	42%	41%	41%	41%	40%
Total Pending Cases ⁽²⁾													
SEA - # of Cases Pending	8656	8586	8506	8648	8663	8476	8611	8437	8581	8832	8918	9019	9054
KNT - # of Cases Pending	4775	4920	4831	5021	5050	4785	4804	4858	4908	5023	5248	5250	5348
SEA %	64%	64%	64%	63%	63%	64%	64%	64%	64%	64%	63%	63%	63%
KNT %	36%	36%	36%	37%	37%	36%	36%	36%	36%	36%	37%	37%	37%

Note: Include civil actions (including RALJ, asbestos cases), except “Matters Filed with Clerk” (Tax Warrants, Abstract of Judgment, Foreign Judgment, and Transcript of Judgment), domestic, probate, guardianship, adoption, and paternity cases.

- (1) Reflects all documents received by **06/15/2018**.
- (2) These categories include cases (case types 2, 3, 4 and 5) with no assignment to judges.

Table 7. Asbestos Cases: Filings, Resolutions, Pending Resolution

	Apr 2017	May 2017	Jun 2017	Jul 2017	Aug 2017	Sep 2017	Oct 2017	Nov 2017	Dec 2017	Jan 2018	Feb 2018	Mar 2018	Apr 2018	May 2018	
Filings	1	1	0	0	0	2	2	3	2	27	2	1	11	1	
Resolutions	5	2	0	2	4	6	4	0	4	6	4	3	28	5	
Pending Resolution by Filing Year *	2001	0	0	0	0	0	0	0	0	0	0	0	0	0	
	2002	0	0	0	0	0	0	0	0	0	0	0	0	0	
	2003	0	0	0	0	0	0	0	0	0	0	0	0	0	
	2004	0	0	0	0	0	0	0	0	0	0	0	0	0	
	2005	0	0	0	0	0	0	0	0	0	0	0	0	0	
	2006	0	0	0	0	0	0	0	0	0	0	0	0	0	
	2007	0	0	0	0	0	0	0	0	0	0	0	0	0	
	2008	0	0	0	0	0	0	0	0	0	0	0	0	0	
	2009	0	0	0	0	0	0	0	0	0	0	0	0	0	
	2010	0	0	0	0	0	0	0	0	0	0	0	0	0	
	2011	0	0	0	0	0	0	0	0	0	0	0	0	0	
	2012	0	0	0	0	0	0	0	0	0	0	0	0	0	
	2013	0	0	0	0	0	0	0	0	0	0	0	0	0	
	2014	0	0	0	0	0	0	0	0	0	0	0	0	0	
	2015	2	2	2	2	2	1	1	1	1	1	1	1	1	
	2016	32	30	30	28	27	23	20	20	18	12	9	6	6	5
	2017	6	7	7	7	11	12	13	16	17	17	17	17	17	15
	2018										27	28	29	12	13
	Total	40	39	39	37	40	36	34	37	36	57	55	53	36	34

* Including "ACT", "RSTY", and "RAPP" status.

Bankruptcy cases are treated as "resolved and completed" cases and therefore no longer counted in this table starting March 2005.

Appendix Glossary and Definition

Active Status

A case is active if it is not on suspense status (see Suspense Status).

Adjustment

The adjustment for pending cases that are related to suspense and reactivation.

Adoption Cases

This reporting category includes the following “cause-of-action” codes within SCOMIS case type 5:

- Relinquishment (REL)
- Termination of Parent/Child Relationship (TER)
- Adoption (ADP)
- Miscellaneous (MSC)
- Name Change - Confidential (CHN)
- Initial Pre-Placement Report Filed with Clerk (PPR)

Annual Filings

Total number of new case filings during the calendar year (January 1 to December 31)

Case

A case is defined as a filing with an assigned case number.

Case Age

The age of a case is the time (number of days) since the filing date, less any suspense time if applicable.

General Civil Cases (excl. RALJ)

“General Civil” include all civil matters other than appeals from courts of limited jurisdiction and “Matters Filed with Clerk”. Domestic, Probate, Guardianship, Adoption, and Paternity cases. “General Civil” include small claims as identified by the “Small Claim Track”. This reporting category includes the following “cause-of-action” codes within SCOMIS case type 2:

- Administrative Law Review (ALR)
- Change of Name - Non-Confidential (CHN)
- Collection (COL)
- Commercial (COM)
- Condemnation (CON)
- Appeal of a Department of Licensing Revocation (DOL)
- Domestic Violence Protection (DVP)
- Emancipation of Minor (EOM)
- Foreclosure (FOR)
- Civil Harassment (HAR)
- Injunction (INJ)
- Other Malpractice (MAL)
- Medical Malpractice (MED)
- Meretricious Relationship (MER)
- Malicious Harassment (MHA)
- Miscellaneous (MSC)
- Minor Settlement (MST) - *as of 10/1/96, under Guardianship*
- Petition of Civil Commitment- Sexual Predator (PCC)
- Property Fairness (PFA)
- Personal Injury (PIN)
- Property Damage (PRP)
- Quiet Title (QTI)
- Small Claims (LCA/LCI on “Small Claim Track”)
- Seizure of Property from the Commission of a Crime (SPC)
- Seizure of Property Resulting from a Crime (SPR)
- Tort Motor Vehicle (TMV)
- Tort Other (TTO)
- Unlawful Detainer (UND)
- Wrongful Death (WDE)
- Writ of Habeas Corpus (WHC)
- Miscellaneous Writ (WMW)
- Writ of Mandamus (WRM)
- Writ of Restitution (WRR)
- Writ of Review (WRV)

Completion

A case is completed when dispositive document is filed with the court following resolution.

Domestic Cases

This reporting category includes the following “cause-of-action” codes within SCOMIS case type 3:

- Annulment – Invalidity (INV)
- Child Custody (CUS)
- Dissolution with Children of the Marriage (DIC)
- Dissolution with No Children of the Marriage (DIN)
- Dissolution of Domestic Partnership – With Children (DPC)
- Dissolution of Domestic Partnership – With No Children (DPN)
- Foreign Judgment (FJU)
- Invalidity – Domestic Partnership (INP)
- Mandatory Wage Assignment (MWA)
- Miscellaneous (MSC)

- Modification (MOD)
- Modification – Support Only (MDS)
- Out-Of-State Child Custody (OSC)
- Parenting Plan / Child Support (PPS)
- Reciprocal, Respondent In-County (RIC)
- Reciprocal, Respondent Out-of-County (ROC)
- Legal Separation (SEP)
- Legal Separation – Domestic Partnership (SPD)

End Pending

Total number of pending cases at the end of reporting period.

Guardianship Cases

This reporting category includes the following “cause-of-action” codes within SCOMIS case type 4:

- Guardianship/Estate (G/E)
- Guardianship (GND)
- Limited Guardianship (LGD)
- Minor Settlement (MST)

Median Age

The median age is the time that 50% of the cases are under and 50% are above the given age. For example, if pending cases have a median age of 12 months, it means that 50% of the pending cases are within the age of 12 months, and 50% of pending cases are over 12 months. The median age is more robust to cases with extreme age values than the average age.

Number of Resolutions

Total number of cases resolved during the reporting period.

Paternity Cases

This reporting category includes the following “cause-of-action” codes within SCOMIS case type 5:

- Modification (MOD)
- Paternity (PAT)
- Paternity/URES/UFSA (PUR)

Pending Case

A case is defined as pending if it is unresolved and active (not in suspense).

Previous Pending

Total number of pending cases at the beginning of reporting period.

Probate Cases

This reporting category includes the following “cause-of-action” codes within SCOMIS case type 4:

- Absentee (ABS)
- Disclaimer (DSC)
- Estate (EST)
- Foreign Will (FNW)
- Miscellaneous (MSC)
- Non-Probate Notice to Creditors (NNC)
- Will Only (WLL)
- Other Non-specified Resolutions

Reactivated Case

A case returns to active status from suspense status during the reporting period.

Resolution

A case is resolved if all issues in the complaint are fully adjudicated.

Suspended Case

A case is placed in suspense status from active status during the reporting period.

Suspense Status

A case is on suspense status if it is on warrant, appeal, stay, mediation, arbitration (“Deferred Prosecution” is not a suspense status, but is treated as a resolution).

Suspense Time

Time (days) that a case is on suspense status before its resolution. If a case has more than one suspense between filing and resolution, the suspense time is the total from all suspense. Time on suspense status after resolution (e.g., appeals) is not counted.