

King County Superior Court  
Criminal Department Statistical Report

March 2014

Department of Judicial Administration  
Prepared by: Shiquan Liao, Ph.D., Statistician

Release date: April 20, 2014

**Report #: CRM-2014-03**

## Terminology

### **Age of Pending Case**

Time (days) from filing to resolution, less suspense time if applicable.

### **Age of Resolved Case**

Time (days) from filing to resolution, less suspense time if applicable.

### **End Pending**

Number of pending cases at the end of reporting period.

### **Net Change in Pending**

The change in number of pending cases (end pending minus previous pending).

### **Pending Case**

A case is defined as pending if it is unresolved and not on suspense status.

### **Previous Pending**

Number of pending cases at the beginning of reporting period.

### **Reactivated Case**

A case returns to active from suspense status during the reporting period.

### **Resolution**

A case is resolved if all issues in the complaint are fully adjudicated. However, a drug court case is reported as resolved only when dispositive document is also filed (completed).

### **Resolution Category**

Five resolution categories are used to report resolution of criminal cases: jury trial (CVJV, AQJV), non-jury trial (CVCT, AQCT), guilty plea (GP, GPAT, GPJT), dismissal (DSM), and other (all other resolution codes). For criminal RALJ cases, the resolution categories are: RALJ decision (CDTA, CDTM, CDTR), dismissal (DSRM), and others (any other resolution codes).

### **Suspended Case**

A case is placed in suspense status (removing from active) during the reporting period.

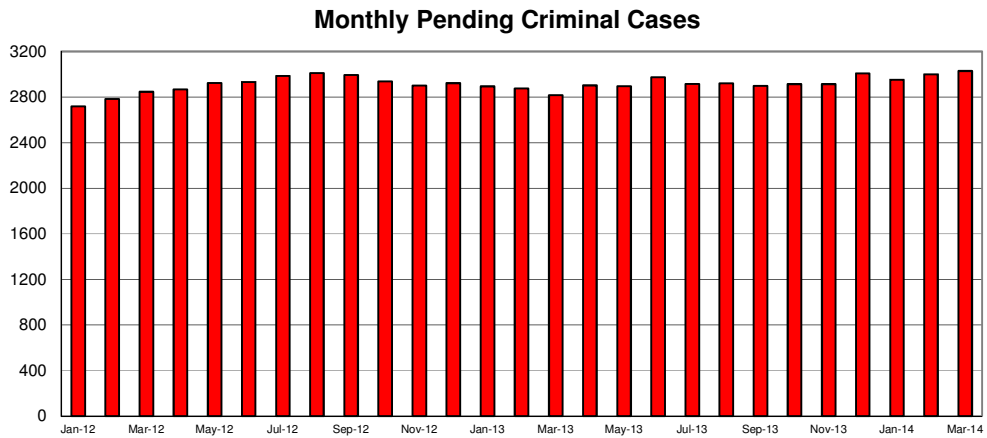
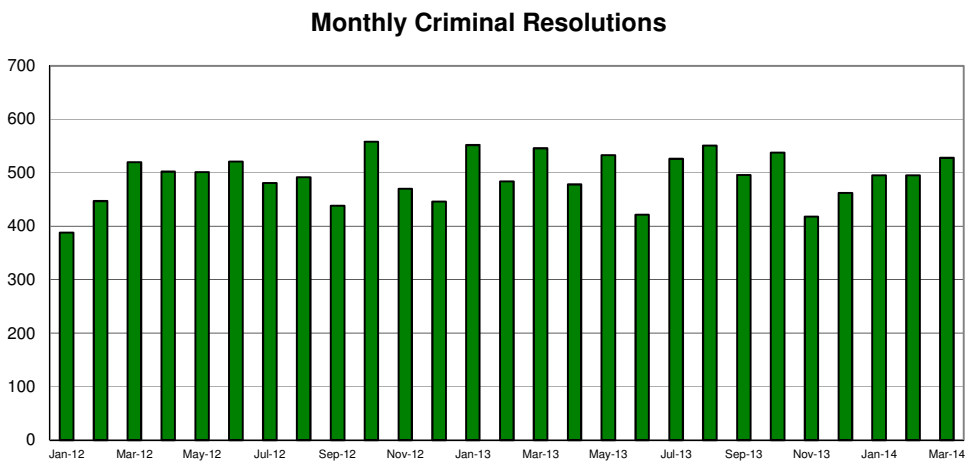
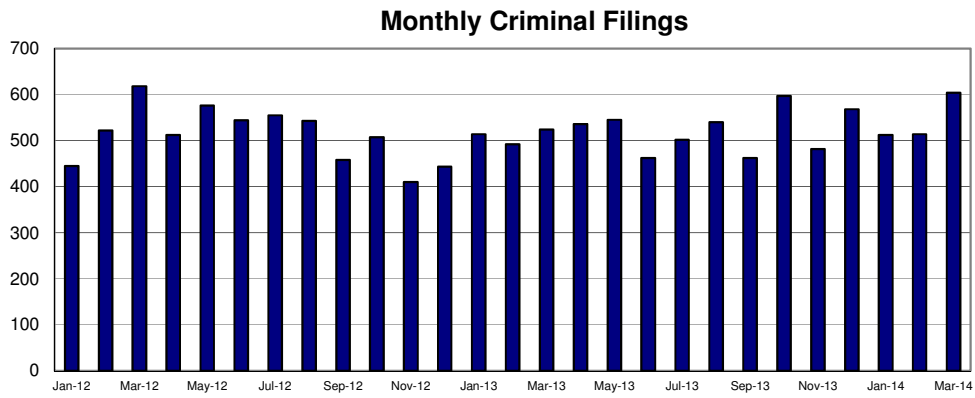
### **Suspense Status**

A case is said to be on suspense status if it is on warrant or appeal.

### **Suspense Time**

Time (days) a case is on suspense status.

Figure 1. Number of Criminal Filings, Resolutions and Pending Caseload by Month



Note: Starting January 2010, RALJ cases are included.

Figure 2. Crime Category as a Percentage of Total Filings by Year

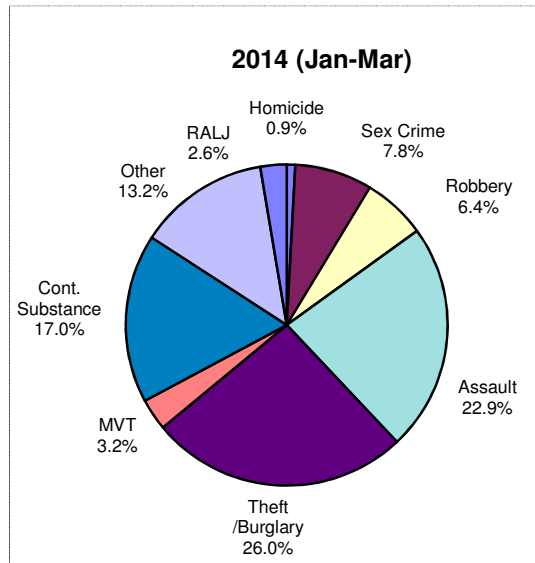
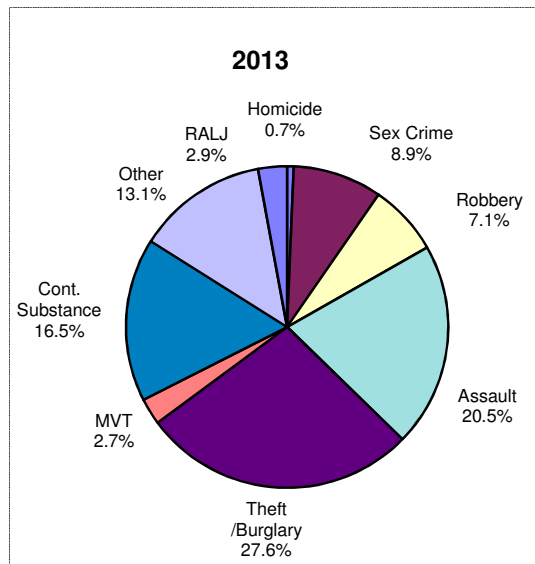
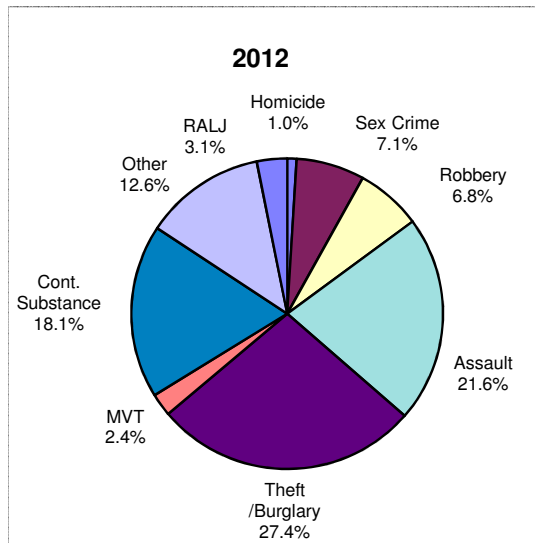


Table 1. Monthly Criminal New Filings by Crime Category <sup>(\*)</sup>  
King County Superior Court

	Jan	Feb	Mar	Apr	May	Jun	Jul	Aug	Sep	Oct	Nov	Dec	ADJ <sup>(1)</sup>	Annual
<b>Total</b>														
2011	576	513	620	518	525	492	486	590	491	409	478	478	(+2)	6178
2012	445	522	618	512	576	544	555	543	458	507	410	443	(+2)	6135
2013	514	492	524	536	545	462	502	540	462	597	482	568	(+2)	6226
2014 <sup>(2)</sup>	512	514	604											
<b>Homicide</b>														
2011	3	3	2	1	3	5	3	4	2	3	2	7	(0)	38
2012	4	2	7	4	7	2	7	7	7	3	6	4	(+2)	62
2013	3	2	5	3	2	2	4	3	6	6	0	5	(+1)	42
2014 <sup>(2)</sup>	3	2	9											
<b>Sex Crime</b>														
2011	34	32	22	36	23	28	23	30	22	28	26	52	(0)	356
2012	34	49	34	60	40	22	38	47	33	20	30	27	(+1)	435
2013	45	39	79	54	49	27	54	43	19	38	59	51	(+6)	563
2014 <sup>(2)</sup>	37	38	52											
<b>Robbery</b>														
2011	50	27	58	29	25	35	23	36	30	34	36	35	(0)	418
2012	33	38	57	19	50	32	17	32	36	47	24	33	(+1)	419
2013	44	36	33	33	31	40	27	41	48	49	29	34	(+7)	452
2014 <sup>(2)</sup>	50	28	26											
<b>Aggravated Assault</b>														
2010	105	84	139	105	108	126	126	117	118	98	101	116	(0)	1343
2011	91	95	110	104	118	121	115	123	114	124	106	101	(+14)	1336
2012	103	116	102	121	119	76	122	98	103	104	110	104	(+24)	1302
2013 <sup>(2)</sup>	128	109	137											
<b>Burglary/Theft /Larceny</b>														
2011	147	124	141	114	141	100	119	140	107	86	92	122	(1)	1434
2012	141	134	178	160	156	121	175	144	119	114	106	133	(+13)	1694
2013	139	127	138	162	147	144	148	147	130	167	110	157	(+10)	1726
2014 <sup>(2)</sup>	122	140	162											
<b>Motor Vehicle Theft</b>														
2011	14	20	12	9	5	9	12	18	12	10	13	11	(0)	145
2012	18	19	15	5	13	7	10	19	11	10	7	12	(-6)	140
2013	17	14	12	15	11	9	16	10	17	19	9	16	(-3)	162
2014 <sup>(2)</sup>	13	15	24											
<b>Controlled Substance</b>														
2011	120	108	107	99	104	97	65	120	100	82	99	67	(1)	1169
2012	57	102	147	88	93	152	116	85	75	90	53	51	(-1)	1108
2013	88	69	82	62	95	94	66	86	58	130	82	112	(0)	1024
2014 <sup>(2)</sup>	74	87	116											
<b>Other</b>														
2011	83	97	123	110	97	71	99	108	84	57	99	56	(0)	1084
2012	51	64	58	61	80	70	65	65	53	74	64	66	(-22)	749
2013	61	77	59	72	71	56	55	88	71	70	70	68	(-44)	774
2014 <sup>(2)</sup>	73	77	65											
<b>Criminal RALJ</b>														
2011	20	18	16	15	19	21	16	17	16	11	10	12	(0)	191
2012	16	19	12	11	19	17	12	21	10	25	14	16	(0)	192
2013	14	12	14	14	20	14	10	24	10	14	13	21	(+1)	181
2014 <sup>(2)</sup>	12	18	13											
<b>KNT Filing as % of Total</b>														
2011	40%	42%	46%	43%	44%	45%	44%	41%	43%	47%	41%	47%		44%
2012	41%	41%	39%	40%	43%	39%	43%	45%	41%	45%	47%	47%		42%
2013	43%	46%	44%	46%	46%	39%	41%	35%	43%	41%	38%	37%		42%
2014 <sup>(2)</sup>	46%	47%	48%											

(\*) The highest crime category in a case's history is used to classify cases. For example, a case charged with homicide at any time in the case's history is reported as a homicide regardless of whether the charge is reduced at resolution.

(1) "ADJ" = year-end adjustment.

(2) Reflects all documents received by 04/15/2014.

Table 2. Monthly Criminal Case Resolutions by Crime Category  
King County Superior Court

	Jan	Feb	Mar	Apr	May	Jun	Jul	Aug	Sep	Oct	Nov	Dec	ADJ <sup>(1)</sup>	Annual
<b>Total</b>														
2011	590	546	595	560	536	549	514	547	508	552	514	446	(+16)	6463
2012	388	447	520	502	501	521	481	492	438	558	470	446	(+18)	5782
2013	552	484	546	478	533	422	526	551	496	538	418	462	(+13)	6019
2014 <sup>(2)</sup>	495	495	528											
<b>Homicide</b>														
2011	5	6	3	5	4	3	2	5	3	8	4	1	(0)	49
2012	1	5	2	6	3	5	4	1	5	2	2	5	(0)	41
2013	3	3	3	5	10	7	3	4	2	8	4	8	(+1)	61
2014 <sup>(2)</sup>	2	5	6											
<b>Sex Crime</b>														
2011	30	42	21	21	18	19	31	30	36	31	24	41	(+2)	346
2012	37	27	37	39	33	38	33	47	31	56	28	25	(+4)	435
2013	34	39	39	47	43	36	33	54	45	47	29	27	(0)	473
2014 <sup>(2)</sup>	40	47	40											
<b>Robbery</b>														
2011	39	38	45	39	33	40	34	31	31	29	34	36	(-1)	428
2012	31	42	34	38	32	52	33	37	29	33	27	25	(0)	413
2013	42	30	40	32	36	38	38	35	45	29	39	28	(+1)	433
2014 <sup>(2)</sup>	43	41	41											
<b>Aggravated Assault</b>														
2010	117	123	131	121	117	100	107	119	129	133	127	98	(+2)	1424
2011	74	96	137	111	126	99	108	85	94	123	128	107	(+3)	1291
2012	102	109	132	98	127	86	120	108	97	138	89	83	(0)	1289
2013 <sup>(2)</sup>	101	103	113											
<b>Burglary/Theft /Larceny</b>														
2011	122	120	128	129	150	135	112	131	106	151	125	105	(+1)	1515
2012	81	116	112	132	124	134	133	141	100	132	103	115	(+3)	1426
2013	148	135	137	113	137	106	148	149	136	124	109	127	(+11)	1580
2014 <sup>(2)</sup>	123	133	150											
<b>Motor Vehicle Theft</b>														
2011	16	10	14	13	12	7	13	9	10	10	9	10	(0)	133
2012	12	8	13	14	20	7	7	17	11	11	9	8	(+1)	138
2013	15	7	13	12	14	8	13	9	13	14	8	6	(0)	132
2014 <sup>(2)</sup>	14	16	8											
<b>Controlled Substance - Non Drug Court</b>														
2011	101	82	111	97	77	102	89	113	78	81	78	74	(+8)	1088
2012	69	67	79	76	81	71	81	79	82	93	57	78	(+11)	916
2013	104	61	70	64	75	46	70	74	71	62	49	81	(-2)	825
2014 <sup>(2)</sup>	69	62	74											
<b>Drug Court</b>														
2011	29	20	21	21	9	16	23	13	15	15	27	6	(0)	218
2012	22	11	21	16	10	22	14	16	17	22	23	2	(0)	204
2013	21	21	30	27	18	20	24	29	20	27	12	8	(0)	261
2014 <sup>(2)</sup>	20	25	14											
<b>Other</b>														
2011	111	91	105	100	104	107	88	81	83	80	72	57	(-4)	1075
2012	45	62	68	60	53	76	54	55	51	73	69	67	(-1)	732
2013	70	66	70	65	62	56	61	71	55	77	59	72	(-5)	786
2014 <sup>(2)</sup>	66	54	67											
<b>Criminal RALJ</b>														
2011	20	14	16	14	12	20	15	15	17	14	14	18	(-2)	187
2012	16	13	17	10	19	17	14	14	18	13	24	14	(-3)	186
2013	13	13	12	15	11	19	16	18	12	12	20	22	(-4)	179
2014 <sup>(2)</sup>	17	9	15											
<b>KNT Filing as % of Total</b>														
2011	38%	34%	37%	40%	40%	33%	34%	40%	42%	40%	41%	38%		38%
2012	41%	45%	44%	41%	43%	46%	39%	43%	44%	39%	42%	41%		42%
2013	44%	40%	46%	44%	45%	38%	41%	49%	42%	38%	41%	41%		42%
2014 <sup>(2)</sup>	38%	45%	40%											

The highest crime category in a case's history is used to classify cases. For example, a case charged with homicide at any time in the case's history is reported as a homicide regardless of whether the charge is reduced at resolution.

- (1) "ADJ" = year-end adjustment.
- (2) Reflects all documents received by 04/15/2014.
- (3) "Controlled Substance - Non Drug Court" are drug related cases that have never been accepted into drug court.
- (4) "Controlled Substance - Drug Court" are drug related cases that have been formally accepted into drug court (identified by "Order of Participation").

Table 3. Number of Cases Resolved and Resolution Category  
King County Superior Court

Crime Category <sup>(*)</sup>	Apr 2013	May 2013	Jun 2013	Jul 2013	Aug 2013	Sep 2013	Oct 2013	Nov 2013	Dec 2013	Jan 2014	Feb 2014	Mar 2014
<b>Homicide</b>	<b>5</b>	<b>10</b>	<b>7</b>	<b>3</b>	<b>4</b>	<b>2</b>	<b>8</b>	<b>4</b>	<b>8</b>	<b>2</b>	<b>5</b>	<b>6</b>
Resolved by Jury Trial	2	2	3	0	1	0	2	2	3	0	0	0
Resolved by Non-Jury Trial	0	1	0	0	0	0	0	0	0	1	0	0
Resolved by Guilty Plea	3	7	3	3	3	2	6	2	5	1	5	6
Dismissal	0	0	1	0	0	0	0	0	0	0	0	0
Others	0	0	0	0	0	0	0	0	0	0	0	0
<b>Sex Crime</b>	<b>47</b>	<b>43</b>	<b>36</b>	<b>33</b>	<b>54</b>	<b>45</b>	<b>47</b>	<b>29</b>	<b>27</b>	<b>40</b>	<b>47</b>	<b>40</b>
Resolved by Jury Trial	2	2	0	2	4	2	2	3	2	3	4	5
Resolved by Non-Jury Trial	1	0	0	0	0	0	1	0	0	0	0	1
Resolved by Guilty Plea	42	36	33	28	44	41	40	24	22	33	38	32
Dismissal	2	5	3	3	6	2	4	2	3	4	4	2
Others	0	0	0	0	0	0	0	0	0	0	1	0
<b>Robbery</b>	<b>32</b>	<b>36</b>	<b>38</b>	<b>38</b>	<b>35</b>	<b>45</b>	<b>29</b>	<b>39</b>	<b>28</b>	<b>43</b>	<b>41</b>	<b>41</b>
Resolved by Jury Trial	0	1	6	2	2	2	0	1	2	1	5	4
Resolved by Non-Jury Trial	0	0	0	1	0	0	0	0	0	0	0	0
Resolved by Guilty Plea	30	31	31	32	29	37	26	31	23	40	30	33
Dismissal	2	4	1	4	4	6	3	7	2	2	6	4
Others	0	0	0	0	0	0	0	0	1	0	0	0
<b>Aggravated Assault</b>	<b>98</b>	<b>127</b>	<b>86</b>	<b>120</b>	<b>108</b>	<b>97</b>	<b>138</b>	<b>89</b>	<b>83</b>	<b>101</b>	<b>103</b>	<b>113</b>
Resolved by Jury Trial	9	5	3	8	5	4	7	4	8	5	5	6
Resolved by Non-Jury Trial	0	0	0	0	0	0	0	0	0	0	0	0
Resolved by Guilty Plea	78	103	76	102	93	80	110	74	64	81	81	94
Dismissal	11	19	7	10	10	13	20	11	11	14	17	13
Others	0	0	0	0	0	0	1	0	0	1	0	0
<b>Burglary/Theft/Larceny</b>	<b>113</b>	<b>137</b>	<b>106</b>	<b>148</b>	<b>149</b>	<b>136</b>	<b>124</b>	<b>109</b>	<b>127</b>	<b>123</b>	<b>133</b>	<b>150</b>
Resolved by Jury Trial	3	8	4	3	5	3	1	4	5	2	3	3
Resolved by Non-Jury Trial	0	0	0	0	0	0	0	0	0	0	0	0
Resolved by Guilty Plea	102	113	90	127	127	128	105	94	109	103	114	131
Dismissal	8	16	12	18	17	5	18	11	13	18	16	16
Others	0	0	0	0	0	0	0	0	0	0	0	0
<b>Motor Vehicle Theft</b>	<b>12</b>	<b>14</b>	<b>8</b>	<b>13</b>	<b>9</b>	<b>13</b>	<b>14</b>	<b>8</b>	<b>6</b>	<b>14</b>	<b>16</b>	<b>8</b>
Resolved by Jury Trial	0	0	0	0	0	0	0	0	0	0	0	1
Resolved by Non-Jury Trial	0	0	0	0	0	0	0	0	0	0	0	0
Resolved by Guilty Plea	11	12	4	11	9	10	12	7	4	14	12	7
Dismissal	1	2	4	2	0	3	2	1	2	0	4	0
Others	0	0	0	0	0	0	0	0	0	0	0	0
<b>Controlled Substance - Non Drug Court<sup>(1)</sup></b>	<b>64</b>	<b>75</b>	<b>46</b>	<b>70</b>	<b>74</b>	<b>71</b>	<b>62</b>	<b>49</b>	<b>81</b>	<b>69</b>	<b>62</b>	<b>74</b>
Resolved by Jury Trial	0	3	0	0	0	2	1	0	0	1	0	3
Resolved by Non-Jury Trial	1	0	1	0	0	1	0	0	0	0	0	0
Resolved by Guilty Plea	52	66	40	59	62	50	50	42	68	54	58	58
Dismissal	11	6	5	11	12	18	11	7	13	14	4	13
Others	0	0	0	0	0	0	0	0	0	0	0	0
<b>Drug Court<sup>(2)</sup></b>	<b>27</b>	<b>18</b>	<b>20</b>	<b>24</b>	<b>29</b>	<b>20</b>	<b>27</b>	<b>12</b>	<b>8</b>	<b>20</b>	<b>25</b>	<b>14</b>
Resolved by Non-Jury Trial	5	2	5	11	5	0	7	1	8	6	5	1
Resolved by Guilty Plea	2	3	1	0	1	9	2	1	1	0	2	1
Dismissal	20	13	14	13	23	11	28	10	0	14	18	12
Others	0	0	0	0	0	0	0	0	0	0	0	0
<b>Other</b>	<b>65</b>	<b>62</b>	<b>56</b>	<b>61</b>	<b>71</b>	<b>55</b>	<b>77</b>	<b>59</b>	<b>72</b>	<b>66</b>	<b>54</b>	<b>67</b>
Resolved by Jury Trial	3	2	2	3	1	1	3	1	0	4	1	2
Resolved by Non-Jury Trial	0	0	0	1	0	0	0	0	0	0	0	0
Resolved by Guilty Plea	47	43	47	42	55	42	55	46	48	43	43	49
Dismissal	13	17	7	13	13	12	18	12	23	17	10	16
Others	2	0	0	2	2	0	1	0	1	2	0	0
<b>Criminal RALJ</b>	<b>15</b>	<b>11</b>	<b>19</b>	<b>16</b>	<b>18</b>	<b>12</b>	<b>12</b>	<b>20</b>	<b>22</b>	<b>17</b>	<b>9</b>	<b>15</b>
RALJ Decision	7	9	14	8	12	7	9	15	10	13	6	11
Dismissal	7	2	5	7	6	5	3	4	11	4	2	4
Others	1	0	0	1	0	0	0	1	1	0	1	0

(\*) The highest crime category in a case's history is used to classify cases.

Reflects all documents received by **04/15/2014**.

(1) "Controlled Substance - Non Drug Court" are drug related cases that have never been accepted into drug court.

(2) "Controlled Substance - Drug Court" are drug related cases that have been formally accepted into drug court (identified by "Order of Participation").

(3) DV Subset includes cases with a DV flag in at least one of the charges within the specific crime category at the time of the reporting.

Table 4. Age (days) of Resolved Cases  
King County Superior Court

Crime Category <sup>(*)</sup>	Apr 2013	May 2013	Jun 2013	Jul 2013	Aug 2013	Sep 2013	Oct 2013	Nov 2013	Dec 2013	Jan 2014	Feb 2014	Mar 2014
<b>Homicide <sup>(**)</sup></b>												
50% Cases Resolved by Day	226	341	429	458	592	446	281	511	295	464	241	544
90% Cases Resolved by Day	1108	715	525	732	1003	488	684	851	1086	643	455	1782
Average Time (days)	433	387	333	509	653	446	345	559	390	464	257	687
<b>Sex Crime</b>												
50% Cases Resolved by Day	220	99	66	140	139	159	145	180	276	144	142	175
90% Cases Resolved by Day	548	498	543	351	392	657	504	533	652	330	618	783
Average Time (days)	236	192	154	202	189	220	213	201	316	186	234	265
<b>Robbery</b>												
50% Cases Resolved by Day	140	94	113	166	110	191	115	140	109	99	137	94
90% Cases Resolved by Day	353	278	412	326	280	446	218	273	318	284	318	195
Average Time (days)	184	129	203	189	136	202	128	146	157	137	168	125
<b>Aggravated Assault</b>												
50% Cases Resolved by Day	111	94	102	82	112	110	113	96	91	101	108	83
90% Cases Resolved by Day	300	291	232	293	259	333	274	265	262	269	287	329
Average Time (days)	145	168	134	128	133	151	142	141	140	132	143	125
<b>Burglary/Theft/Larceny</b>												
50% Cases Resolved by Day	112	95	97	102	117	112	118	105	120	119	113	129
90% Cases Resolved by Day	289	243	270	324	276	257	281	352	251	384	405	267
Average Time (days)	147	138	132	142	150	132	144	149	141	167	172	146
<b>Motor Vehicle Theft</b>												
50% Cases Resolved by Day	145	54	161	133	106	94	68	127	68	109	177	116
90% Cases Resolved by Day	283	99	634	270	298	152	182	498	132	281	384	516
Average Time (days)	159	80	209	140	152	108	78	178	62	136	203	150
<b>Controlled Substance</b>												
50% Cases Resolved by Day	97	104	88	112	100	122	112	121	101	118	106	115
90% Cases Resolved by Day	328	292	218	281	291	253	318	267	247	322	287	274
Average Time (days)	141	134	99	175	136	149	154	144	130	153	146	143
<b>Drug Court <sup>(2)</sup></b>												
50% Cases Resolved by Day	537	658	590	463	537	455	460	602	601	599	643	545
90% Cases Resolved by Day	847	1099	1062	680	658	791	747	608	1045	899	889	748
Average Time (days)	589	716	615	478	551	496	507	516	616	602	663	535
<b>Other</b>												
50% Cases Resolved by Day	83	93	109	82	103	90	76	74	64	109	131	91
90% Cases Resolved by Day	357	447	333	281	312	272	342	245	246	323	295	268
Average Time (days)	201	164	141	124	135	126	129	111	116	146	151	116
<b>Criminal RALJ</b>												
50% Cases Resolved by Day	226	295	277	260	278	294	295	321	220	249	318	273
90% Cases Resolved by Day	406	561	453	518	420	447	658	470	451	340	502	371
Average Time (days)	250	339	315	302	309	302	350	325	264	255	311	277

(\*) The highest crime category in a case's history is used to classify cases. For example, a case charged with homicide at any time during the case's history is reported as a homicide regardless of whether the charge is reduced at resolution.

(\*\*) Due to small number of resolutions in this category, the age statistics for homicides are expected to vary considerably.

Reflects all documents received by 04/15/2014.

(1) "Controlled Substance - Non Drug Court" are drug related cases that have never been accepted into drug court.

(2) "Controlled Substance - Drug Court" are drug related cases that have been formally accepted into drug court (identified by "Order of Participation").

(3) DV Subset includes cases with a DV flag in at least one of the charges within the specific crime category at the time of the reporting.



Table 5. Pending Criminal Cases  
King County Superior Court

Crime Category <sup>(*)</sup>	Mar 2013	Apr 2013	May 2013	Jun 2013	Jul 2013	Aug 2013	Sep 2013	Oct 2013	Nov 2013	Dec 2013	Jan 2014	Feb 2014	Mar 2014
<b>Total</b>													
Previous Pending	2877	2817	2903	2897	2975	2917	2921	2899	2914	2914	3008	2954	3001
New Filing (+)	524	536	545	462	502	540	462	597	482	568	512	514	604
Resolved (-)	546	478	533	422	526	551	496	538	418	462	495	495	528
<b>End Pending</b>	<b>2817</b>	<b>2903</b>	<b>2897</b>	<b>2975</b>	<b>2917</b>	<b>2921</b>	<b>2899</b>	<b>2914</b>	<b>2914</b>	<b>3008</b>	<b>2954</b>	<b>3001</b>	<b>3029</b>
<b>Homicide</b>													
Previous Pending	74	72	72	66	61	61	62	66	62	60	62	63	59
New Filing (+)	5	3	2	2	4	3	6	6	0	5	3	2	9
Resolved (-)	3	5	10	7	3	4	2	8	4	8	2	5	6
<b>End Pending</b>	<b>72</b>	<b>72</b>	<b>66</b>	<b>61</b>	<b>61</b>	<b>62</b>	<b>66</b>	<b>62</b>	<b>60</b>	<b>62</b>	<b>63</b>	<b>59</b>	<b>60</b>
<b>Sex Crime</b>													
Previous Pending	252	261	274	281	286	295	302	280	268	275	295	289	283
New Filing (+)	79	54	49	27	54	43	19	38	59	51	37	38	52
Resolved (-)	39	47	43	36	33	54	45	47	29	27	40	47	40
<b>End Pending</b>	<b>261</b>	<b>274</b>	<b>281</b>	<b>286</b>	<b>295</b>	<b>302</b>	<b>280</b>	<b>268</b>	<b>275</b>	<b>295</b>	<b>289</b>	<b>283</b>	<b>283</b>
<b>Robbery</b>													
Previous Pending	183	184	184	181	184	180	167	181	192	188	194	197	190
New Filing (+)	33	33	31	40	27	41	48	49	29	34	50	28	26
Resolved (-)	40	32	36	38	38	35	45	29	39	28	43	41	41
<b>End Pending</b>	<b>184</b>	<b>184</b>	<b>181</b>	<b>184</b>	<b>180</b>	<b>167</b>	<b>181</b>	<b>192</b>	<b>188</b>	<b>194</b>	<b>197</b>	<b>190</b>	<b>182</b>
<b>Aggravated Assault</b>													
Previous Pending	510	489	518	514	505	494	501	506	466	472	502	507	516
New Filing (+)	102	121	119	76	122	98	103	104	110	104	128	109	137
Resolved (-)	132	98	127	86	120	108	97	138	89	83	101	103	113
<b>End Pending</b>	<b>489</b>	<b>518</b>	<b>514</b>	<b>505</b>	<b>494</b>	<b>501</b>	<b>506</b>	<b>466</b>	<b>472</b>	<b>502</b>	<b>507</b>	<b>516</b>	<b>536</b>
<b>Burglary/Theft/Larceny</b>													
Previous Pending	669	645	692	690	745	722	720	702	721	717	732	693	695
New Filing (+)	138	162	147	144	148	147	130	167	110	157	122	140	162
Resolved (-)	137	113	137	106	148	149	136	124	109	127	123	133	150
<b>End Pending</b>	<b>645</b>	<b>692</b>	<b>690</b>	<b>745</b>	<b>722</b>	<b>720</b>	<b>702</b>	<b>721</b>	<b>717</b>	<b>732</b>	<b>693</b>	<b>695</b>	<b>705</b>
<b>Motor Vehicle Theft</b>													
Previous Pending	58	57	55	61	54	54	58	64	65	60	69	64	68
New Filing (+)	12	15	11	9	16	10	17	19	9	16	13	15	24
Resolved (-)	13	12	14	8	13	9	13	14	8	6	14	16	8
<b>End Pending</b>	<b>57</b>	<b>55</b>	<b>61</b>	<b>54</b>	<b>54</b>	<b>58</b>	<b>64</b>	<b>65</b>	<b>60</b>	<b>69</b>	<b>64</b>	<b>68</b>	<b>79</b>
<b>Controlled Substance - Non Drug Court <sup>(1)</sup></b>													
Previous Pending	374	374	390	393	421	418	390	373	423	429	446	454	464
Resolved (-)	70	62	75	46	70	74	71	62	49	81	69	62	74
<b>End Pending</b>	<b>374</b>	<b>390</b>	<b>393</b>	<b>421</b>	<b>418</b>	<b>390</b>	<b>373</b>	<b>423</b>	<b>429</b>	<b>446</b>	<b>454</b>	<b>464</b>	<b>463</b>
<b>Drug Court <sup>(2)</sup></b>													
Previous Pending	277	272	265	260	253	240	242	239	232	239	228	226	235
New Filing (+)	22	12	19	14	11	27	20	15	19	7	15	31	21
Resolved (-)	30	27	18	20	24	29	20	27	12	8	20	25	14
<b>End Pending</b>	<b>272</b>	<b>265</b>	<b>260</b>	<b>253</b>	<b>240</b>	<b>242</b>	<b>239</b>	<b>232</b>	<b>239</b>	<b>228</b>	<b>226</b>	<b>235</b>	<b>241</b>
<b>Other</b>													
Previous Pending	338	319	310	299	319	311	330	341	334	330	337	323	344
New Filing (+)	59	72	71	56	55	88	71	70	70	68	73	77	65
Resolved (-)	70	65	62	56	61	71	50	77	59	72	66	54	67
<b>End Pending</b>	<b>319</b>	<b>310</b>	<b>299</b>	<b>319</b>	<b>311</b>	<b>330</b>	<b>341</b>	<b>334</b>	<b>330</b>	<b>337</b>	<b>323</b>	<b>344</b>	<b>334</b>
<b>Criminal RALJ</b>													
Previous Pending	142	144	143	152	147	142	149	147	151	144	143	138	147
New Filing (+)	14	14	20	14	10	24	10	14	13	21	12	18	13
Resolved (-)	12	15	11	19	16	18	12	12	20	22	17	9	15
<b>End Pending</b>	<b>144</b>	<b>143</b>	<b>152</b>	<b>147</b>	<b>142</b>	<b>149</b>	<b>147</b>	<b>151</b>	<b>144</b>	<b>143</b>	<b>138</b>	<b>147</b>	<b>146</b>
<b>Total Pending Caseload</b>													
SEA (%)	51%	52%	52%	52%	51%	54%	54%	54%	55%	56%	55%	55%	47%
KNT (%)	49%	48%	48%	48%	49%	46%	46%	46%	45%	44%	45%	45%	53%

(\*) Information from filing to the reporting time is used to determine crime category for pending cases. The category for a case in this table is the highest crime category since filing. For example, a case initially charged with homicide is reported as a homicide regardless of whether or not the charge is reduced since filing. On the other hand, if the charge for a case is upgraded later, then the reporting category in later reports will reflect the upgraded (higher) crime category.

Reflects all documents received by 04/15/2014. Drug court cases are identified by docket code "ORPAR" (Order for Participation).

Table 6. Age of Pending Criminal Cases  
King County Superior Court

Crime Category (*)	Mar 2013	Apr 2013	May 2013	Jun 2013	Jul 2013	Aug 2013	Sep 2013	Oct 2013	Nov 2013	Dec 2013	Jan 2014	Feb 2014	Mar 2014
<b>Total</b>													
<b>Age (days)</b>													
Median (50 <sup>th</sup> percentile)	117	111	113	112	115	115	118	112	116	113	117	113	111
95 <sup>th</sup> percentile	685	674	677	693	710	725	739	738	759	755	758	730	728
<b># of Cases in Age Interval</b>													
0 - 60 days (0 - 2 months)	859	938	927	923	867	863	895	941	878	901	882	946	997
61-120 days (3 - 4 months)	575	585	589	626	638	634	592	576	618	674	628	614	614
121-180 days (5 - 6 months)	345	355	382	406	399	421	403	406	398	394	423	429	401
181-270 days (7 - 9 months)	354	330	311	329	345	348	374	375	372	365	361	359	359
> 270 days (> 9 months)	684	695	688	691	668	655	635	616	648	674	660	653	658
<b>Homicide</b>													
<b>Age (days)</b>													
Median (50 <sup>th</sup> percentile)	261	279	298	328	309	332	314	321	315	324	355	380	252
95 <sup>th</sup> percentile	873	772	803	833	864	838	868	899	958	1148	1179	1076	1047
<b># of Cases in Age Interval</b>													
0 - 60 days (0 - 2 months)	6	8	7	3	4	7	10	9	7	9	6	3	10
61-120 days (3 - 4 months)	5	8	6	7	6	4	4	7	9	9	8	9	5
121-180 days (5 - 6 months)	12	5	5	7	6	7	7	2	4	6	8	8	7
181-270 days (7 - 9 months)	14	14	12	5	9	8	10	8	5	3	5	6	10
> 270 days (> 9 months)	35	37	36	39	36	36	35	36	35	35	36	33	28
<b>Sex Crime</b>													
<b>Age (days)</b>													
Median (50 <sup>th</sup> percentile)	168	118	117	125	136	139	149	163	149	142	156	144	144
95 <sup>th</sup> percentile	695	692	712	742	743	717	684	694	671	664	695	708	691
<b># of Cases in Age Interval</b>													
0 - 60 days (0 - 2 months)	75	89	81	69	69	86	66	54	66	73	72	71	76
61-120 days (3 - 4 months)	42	49	62	68	62	52	46	55	47	53	55	54	49
121-180 days (5 - 6 months)	25	29	37	41	56	59	49	39	36	50	37	36	45
181-270 days (7 - 9 months)	42	33	27	32	36	33	50	55	55	41	45	44	41
> 270 days (> 9 months)	77	74	74	76	72	72	69	65	71	78	80	78	72
<b>Robbery</b>													
<b>Age (days)</b>													
Median (50 <sup>th</sup> percentile)	97	93	95	93	92	104	92	71	82	92	89	81	85
95 <sup>th</sup> percentile	401	411	442	452	478	503	434	465	495	484	465	493	524
<b># of Cases in Age Interval</b>													
0 - 60 days (0 - 2 months)	68	64	62	63	69	45	71	90	65	62	73	79	57
61-120 days (3 - 4 months)	40	43	44	43	40	51	48	30	55	69	47	36	56
121-180 days (5 - 6 months)	33	26	23	27	25	22	25	32	27	16	36	35	23
181-270 days (7 - 9 months)	20	25	28	24	20	20	16	16	17	23	19	16	18
> 270 days (> 9 months)	23	26	24	27	26	29	21	24	24	24	22	24	28
<b>Aggravated Assault</b>													
<b>Age (days)</b>													
Median (50 <sup>th</sup> percentile)	91	79	79	84	98	102	91	86	88	89	88	82	82
95 <sup>th</sup> percentile	584	583	614	570	645	598	572	659	559	531	544	572	602
<b># of Cases in Age Interval</b>													
0 - 60 days (0 - 2 months)	184	208	211	183	165	178	184	182	172	185	192	218	215
61-120 days (3 - 4 months)	124	115	113	130	129	109	113	106	116	120	116	103	115
121-180 days (5 - 6 months)	55	70	75	69	71	78	76	58	59	72	77	67	73
181-270 days (7 - 9 months)	61	56	45	51	54	59	63	56	51	51	46	50	61
> 270 days (> 9 months)	65	69	70	72	75	77	70	64	74	74	76	78	72
<b>Burglary/Theft/Larceny</b>													
<b>Age (days)</b>													
Median (50 <sup>th</sup> percentile)	95	84	87	88	91	90	95	90	97	99	108	96	91
95 <sup>th</sup> percentile	602	541	572	530	552	533	561	540	566	551	565	512	528
<b># of Cases in Age Interval</b>													
0 - 60 days (0 - 2 months)	230	274	266	279	250	252	253	268	234	231	223	244	270
121-180 days (5 - 6 months)	162	160	159	182	180	189	167	167	182	198	155	149	162
61-120 days (3 - 4 months)	86	102	99	103	96	100	99	108	114	100	110	119	82
181-270 days (7 - 9 months)	75	57	62	76	83	74	74	72	75	89	93	81	79
> 270 days (> 9 months)	92	99	104	105	103	105	109	106	112	114	112	102	112

(\*) The highest crime category since filing is used to classify cases. For example, a case initially charged with homicide is reported as a homicide regardless of whether or not the charge is reduced since filing. On the other hand, if the charge for a case is upgraded later, then the reporting category in later reports will reflect the upgraded (higher) crime category.

Reflects all documents received by **04/15/2014**.

(1) "Controlled Substance - Non Drug Court" are drug related cases that have never been accepted into drug court.

(2) "Controlled Substance - Drug Court" are drug related cases that have been formally accepted into drug court (identified by "Order of Participation").

Table 6 (cont.). Age of Pending Criminal Cases  
King County Superior Court

Crime Category <sup>(*)</sup>	Mar 2013	Apr 2013	May 2013	Jun 2013	Jul 2013	Aug 2013	Sep 2013	Oct 2013	Nov 2013	Dec 2013	Jan 2014	Feb 2014	Mar 2014
<b>Motor Vehicle Theft</b>													
<b>Age (days)</b>													
Median (50 <sup>th</sup> percentile)	73	82	110	117	72	78	77	91	91	98	98	83	61
95 <sup>th</sup> percentile	634	664	628	725	401	432	454	485	462	432	463	387	379
<b># of Cases in Age Interval</b>													
0 - 60 days (0 - 2 months)	24	19	20	18	23	24	26	27	22	21	23	28	39
61-120 days (3 - 4 months)	15	18	18	9	11	12	16	14	12	17	13	17	17
121-180 days (5 - 6 months)	5	4	9	15	9	6	4	6	12	13	7	10	10
181-270 days (7 - 9 months)	3	5	5	4	5	10	13	10	5	5	9	6	8
> 270 days (> 9 months)	10	9	9	8	6	6	5	8	9	13	12	7	5
<b>Controlled Substance - Non Drug Court<sup>(1)</sup></b>													
<b>Age (days)</b>													
Median (50 <sup>th</sup> percentile)	95	91	89	95	95	103	105	88	89	82	93	95	99
95 <sup>th</sup> percentile	910	919	922	711	730	748	778	735	765	780	758	681	712
<b># of Cases in Age Interval</b>													
0 - 60 days (0 - 2 months)	134	141	151	155	149	114	121	165	175	166	158	149	163
61-120 days (3 - 4 months)	83	91	87	90	100	103	92	87	83	104	127	126	108
121-180 days (5 - 6 months)	50	45	52	61	55	61	54	64	61	57	55	62	75
181-270 days (7 - 9 months)	48	47	35	41	42	45	38	47	42	45	45	58	43
> 270 days (> 9 months)	59	66	68	74	72	67	68	60	68	74	69	69	74
<b>Drug Court<sup>(2)</sup></b>													
<b>Age (days)</b>													
Median (50 <sup>th</sup> percentile)	396	404	411	417	440	429	427	408	394	424	403	389	399
95 <sup>th</sup> percentile	913	933	900	870	902	941	971	1002	1032	1113	1094	1038	1056
<b># of Cases in Age Interval</b>													
0 - 60 days (0 - 2 months)	0	0	0	0	0	1	1	0	0	1	1	2	1
61-120 days (3 - 4 months)	4	8	9	3	5	6	12	8	8	5	6	8	8
121-180 days (5 - 6 months)	11	9	11	19	15	12	9	18	20	14	12	18	23
181-270 days (7 - 9 months)	31	29	29	30	31	45	46	38	35	30	34	31	32
> 270 days (> 9 months)	226	219	211	201	189	178	171	168	176	178	173	176	177
<b>Other</b>													
<b>Age (days)</b>													
Median (50 <sup>th</sup> percentile)	104	96	104	95	97	90	100	98	103	103	102	90	96
95 <sup>th</sup> percentile	783	772	676	700	731	755	781	808	838	834	865	892	924
<b># of Cases in Age Interval</b>													
0 - 60 days (0 - 2 months)	112	108	99	119	104	122	129	122	112	119	101	122	135
61-120 days (3 - 4 months)	71	68	63	67	75	76	70	69	71	75	76	79	61
121-180 days (5 - 6 months)	38	40	42	40	39	48	50	46	41	38	53	50	40
181-270 days (7 - 9 months)	30	27	34	33	35	27	36	41	50	46	36	32	36
> 270 days (> 9 months)	68	67	61	60	58	57	56	56	56	59	57	61	62
<b>Criminal RALJ</b>													
<b>Age (days)</b>													
Median (50 <sup>th</sup> percentile)	160	163	157	157	147	132	144	162	165	141	150	145	147
95 <sup>th</sup> percentile	420	434	395	392	379	391	384	414	383	391	422	380	400
<b># of Cases in Age Interval</b>													
0 - 60 days (0 - 2 months)	26	27	30	34	24	34	34	24	25	34	33	30	31
61-120 days (3 - 4 months)	29	25	28	27	30	32	24	33	35	24	25	33	33
121-180 days (5 - 6 months)	30	25	29	24	27	28	30	33	24	28	28	24	23
181-270 days (7 - 9 months)	30	37	34	33	30	27	28	32	37	32	29	35	31
> 270 days (> 9 months)	29	29	31	29	31	28	31	29	23	25	23	25	28

(\*) The highest crime category since filing is used to classify cases. For example, a case initially charged with homicide is reported as a homicide regardless of whether or not the charge is reduced since filing. On the other hand, if the charge for a case is upgraded later, then the reporting category in later reports will reflect the upgraded (higher) crime category.

Reflects all documents received by **04/15/2014**.

(1) "Controlled Substance - Non Drug Court" are drug related cases that have never been accepted into drug court.

(2) "Controlled Substance - Drug Court" are drug related cases that have been formally accepted into drug court (identified by "Order of Participation").

Table 7. Comparison between SEA/KNT: Filings, Resolutions, and Pending Caseload  
King County Superior Court

	Apr 2013	May 2013	Jun 2013	Jul 2013	Aug 2013	Sep 2013	Oct 2013	Nov 2013	Dec 2013	Jan 2014	Feb 2014	Mar 2014 <sup>(1)</sup>
<b>Total Filings</b>												
SEA - # of Cases Filed	292	292	284	294	351	264	353	298	357	278	271	314
KNT - # of Cases Filed	244	253	178	208	189	198	244	184	211	234	243	290
SEA %	55%	54%	62%	59%	65%	57%	59%	62%	63%	54%	53%	82%
KNT %	45%	46%	38%	41%	35%	43%	41%	38%	37%	46%	47%	48%
<b>Total Resolutions</b>												
SEA - # of Cases Resolved	250	279	247	297	259	271	316	238	266	291	264	306
KNT - # of Cases Resolved	201	236	155	215	263	205	194	168	188	184	206	208
SEA - Drug Court Cases Resolved	19	12	13	15	12	16	19	9	7	14	10	11
KNT - Drug Court Cases Resolved	8	6	7	9	17	4	8	3	1	6	15	3
SEA %	52%	52%	59%	56%	47%	55%	59%	57%	58%	59%	53%	58%
KNT %	42%	44%	36%	41%	48%	41%	36%	40%	41%	37%	42%	39%
SEA - Drug Court %	4%	2%	3%	3%	2%	3%	4%	2%	2%	3%	2%	2%
KNT - Drug Court %	2%	1%	2%	2%	3%	1%	1%	1%	0%	1%	3%	1%
<b>Total Pending</b>												
SEA - # of Cases Pending	1348	1350	1401	1369	1439	1439	1431	1448	1536	1489	1492	1455
KNT - # of Cases Pending	1290	1287	1321	1308	1240	1221	1251	1227	1244	1239	1274	1333
SEA - Drug Court Cases Pending	150	148	146	134	141	141	139	143	140	137	149	158
KNT - Drug Court Cases Pending	115	112	107	106	101	98	93	96	88	89	86	83
SEA %	46%	47%	47%	47%	49%	50%	49%	50%	51%	50%	50%	48%
KNT %	44%	44%	44%	45%	42%	42%	43%	42%	41%	42%	42%	44%
SEA - Drug Court %	5%	5%	5%	5%	5%	5%	5%	5%	5%	5%	5%	5%
KNT - Drug Court %	4%	4%	4%	4%	3%	3%	3%	3%	3%	3%	3%	3%

(1) Reflects all documents received by **04/15/2014**.

(2) The number of judges does not include RJC chief judge and the criminal chief judge at SEA.

Table 8. Drug Court Statistics

King County Superior Court

Categories	Feb 2013	Mar 2013	Apr 2013	May 2013	Jun 2013	Jul 2013	Aug 2013	Sep 2013	Oct 2013	Nov 2013	Dec 2013	Jan 2014	Feb 2014	Mar 2014
Referrals - Total	30	50	28	41	23	31	28	26	50	37	39	41	39	61
Directly from PA	22	34	17	29	19	14	12	19	41	28	25	19	26	39
From Mainstream	8	16	11	12	4	17	16	7	9	9	14	22	13	22
Arraignments in Drug Court <sup>(1)</sup>	23	15	30	16	17	15	13	14	20	20	27	20	17	28
GP in Drug Court <sup>(2)</sup>	5	4	1	6	1	3	4	4	1	2	2	0	4	5
Return to mainstream <sup>(3)</sup>	17	21	17	23	18	10	14	9	8	7	12	10	7	10
Opt-in <sup>(4)</sup>	11	22	12	19	13	11	27	20	15	19	7	15	31	21
Graduations <sup>(5)</sup>	9	23	20	13	14	13	23	11	18	10	0	14	18	12
Terminations <sup>(6)</sup>	12	7	7	5	6	11	6	9	9	2	8	6	7	2

- (1) Arraignments held in drug court regardless opt-in status of the cases.
- (2) Guilty pleas entered in drug court before opt-in.
- (3) Referred to drug court but decision by court order to go to mainstream.
- (4) Opt-in reflects the court order of participation.
- (5) Graduations are dismissals of opted-in cases after the completion of program.
- (6) Terminations are cases that fail in drug court.