

King County Superior Court  
Criminal Department Statistical Report

March 2015

Department of Judicial Administration  
Prepared by: Shiquan Liao, Ph.D., Statistician

Release date: April 20, 2015

**Report #: CRM-2015-03**

## Terminology

### **Age of Pending Case**

Time (days) from filing to resolution, less suspense time if applicable.

### **Age of Resolved Case**

Time (days) from filing to resolution, less suspense time if applicable.

### **End Pending**

Number of pending cases at the end of reporting period.

### **Net Change in Pending**

The change in number of pending cases (end pending minus previous pending).

### **Pending Case**

A case is defined as pending if it is unresolved and not on suspense status.

### **Previous Pending**

Number of pending cases at the beginning of reporting period.

### **Reactivated Case**

A case returns to active from suspense status during the reporting period.

### **Resolution**

A case is resolved if all issues in the complaint are fully adjudicated. However, a drug court case is reported as resolved only when dispositive document is also filed (completed).

### **Resolution Category**

Five resolution categories are used to report resolution of criminal cases: jury trial (CVJV, AQJV), non-jury trial (CVCT, AQCT), guilty plea (GP, GPAT, GPJT), dismissal (DSM), and other (all other resolution codes). For criminal RALJ cases, the resolution categories are: RALJ decision (CDTA, CDTM, CDTR), dismissal (DSRM), and others (any other resolution codes).

### **Suspended Case**

A case is placed in suspense status (removing from active) during the reporting period.

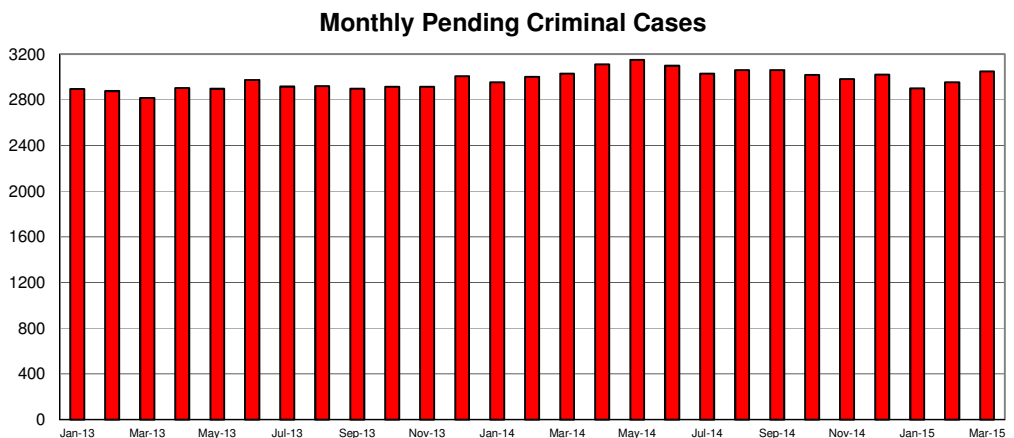
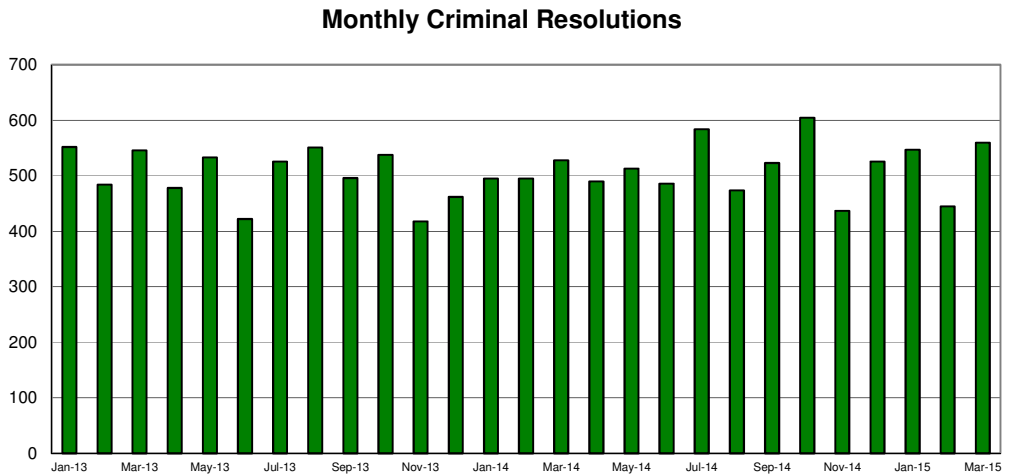
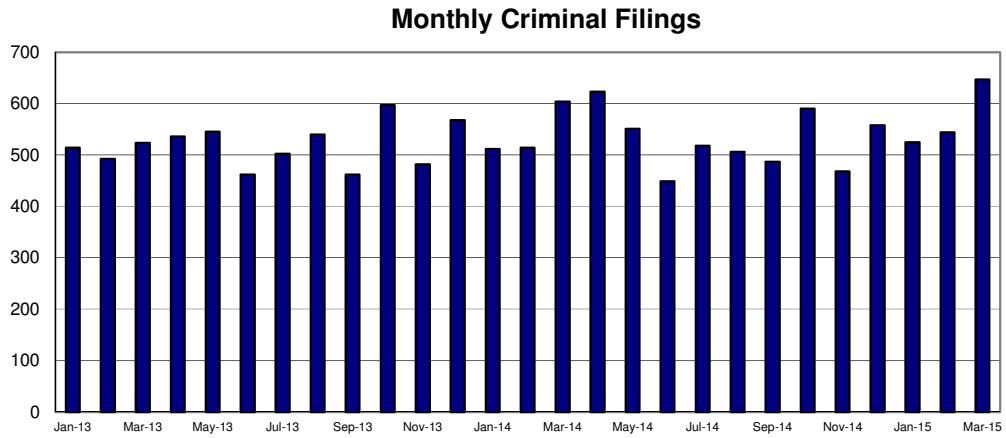
### **Suspense Status**

A case is said to be on suspense status if it is on warrant or appeal.

### **Suspense Time**

Time (days) a case is on suspense status.

Figure 1. Number of Criminal Filings, Resolutions and Pending Caseload by Month



Note: Starting January 2010, RALJ cases are included.

Figure 2. Crime Category as a Percentage of Total Filings by Year

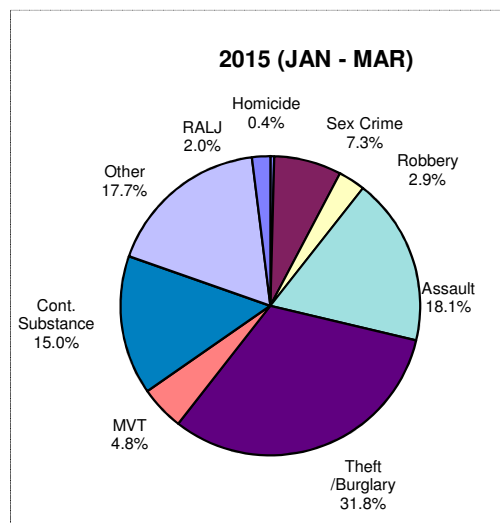
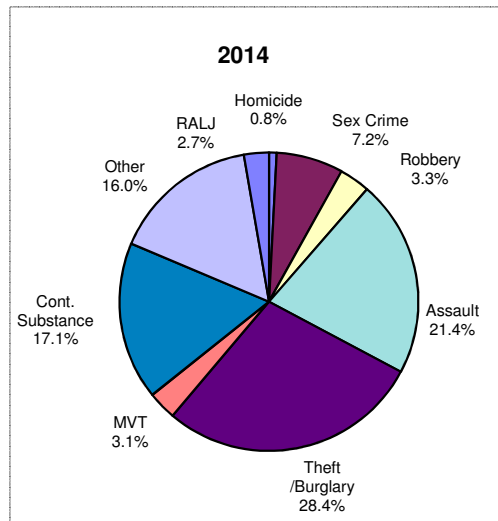
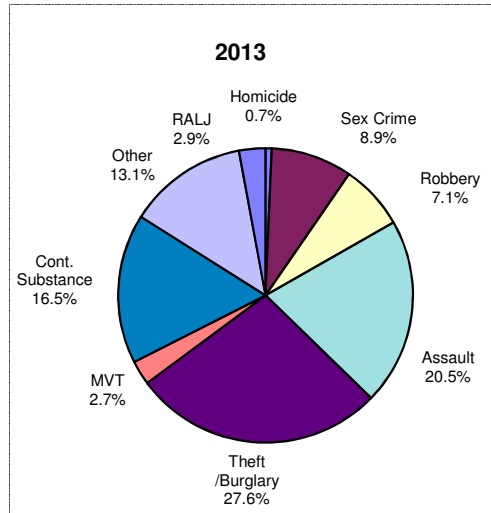


Table 1. Monthly Criminal New Filings by Crime Category <sup>(\*)</sup>  
King County Superior Court

	Jan	Feb	Mar	Apr	May	Jun	Jul	Aug	Sep	Oct	Nov	Dec	ADJ <sup>(1)</sup>	Annual
<b>Total</b>														
2012	445	522	618	512	576	544	555	543	458	507	410	443	(+2)	6135
2013	514	492	524	536	545	462	502	540	462	597	482	568	(+2)	6226
2014	512	514	604	623	551	449	518	506	487	590	468	558	(+6)	6383
2015 <sup>(2)</sup>	525	544	647											
<b>Homicide</b>														
2012	4	2	7	4	7	2	7	7	7	3	6	4	(+2)	62
2013	3	2	5	3	2	2	4	3	6	6	0	5	(+1)	42
2014	3	2	9	4	4	4	11	5	2	1	6	2	(-2)	51
2015 <sup>(2)</sup>	4	0	3											
<b>Sex Crime</b>														
2012	34	49	34	60	40	22	38	47	33	20	30	27	(+1)	435
2013	45	39	79	54	49	27	54	43	19	38	59	51	(+6)	563
2014	37	38	52	42	24	36	37	30	49	38	36	43	(-6)	456
2015 <sup>(2)</sup>	37	46	42											
<b>Robbery</b>														
2012	33	38	57	19	50	32	17	32	36	47	24	33	(+1)	419
2013	44	36	33	33	31	40	27	41	48	49	29	34	(-7)	452
2014	50	28	26	13	11	9	12	9	14	16	11	13	(-35)	177
2015 <sup>(2)</sup>	20	10	20											
<b>Aggravated Assault</b>														
2012	91	95	110	104	118	121	115	123	114	124	106	101	(+14)	1336
2013	103	116	102	121	119	76	122	98	103	104	110	104	(+24)	1302
2014	128	109	137	109	113	116	130	121	100	106	87	108	(+29)	1393
2015 <sup>(2)</sup>	107	105	99											
<b>Burglary/Theft /Larceny</b>														
2012	141	134	178	160	156	121	175	144	119	114	106	133	(+13)	1694
2013	139	127	138	162	147	144	148	147	130	167	110	157	(+10)	1726
2014	122	140	162	182	167	109	132	145	148	205	127	172	(+17)	1928
2015 <sup>(2)</sup>	144	159	243											
<b>Motor Vehicle Theft</b>														
2012	18	19	15	5	13	7	10	19	11	10	7	12	(-6)	140
2013	17	14	12	15	11	9	16	10	17	19	9	16	(-3)	162
2014	13	15	24	23	19	10	16	6	13	16	10	33	(+3)	201
2015 <sup>(2)</sup>	22	26	34											
<b>Controlled Substance</b>														
2012	57	102	147	88	93	152	116	85	75	90	53	51	(-1)	1108
2013	88	69	82	62	95	94	66	86	58	130	82	112	(0)	1024
2014	74	87	116	142	104	80	68	84	74	99	81	82	(+7)	1098
2015 <sup>(2)</sup>	77	91	90											
<b>Other</b>														
2012	51	64	58	61	80	70	65	65	53	74	64	66	(-22)	749
2013	61	77	59	72	71	56	55	88	71	70	70	68	(-44)	774
2014	73	77	65	98	100	71	99	85	75	93	96	86	(-8)	1010
2015 <sup>(2)</sup>	111	93	99											
<b>Criminal RALJ</b>														
2012	16	19	12	11	19	17	12	21	10	25	14	16	(0)	192
2013	14	12	14	14	20	14	10	24	10	14	13	21	(+1)	181
2014	12	18	13	10	9	14	13	21	12	16	14	19	(+1)	172
2015 <sup>(2)</sup>	3	14	17											
<b>KNT Filing as % of Total</b>														
2012	41%	41%	39%	40%	43%	39%	43%	45%	41%	45%	47%	47%		42%
2013	43%	46%	44%	46%	46%	39%	41%	35%	43%	41%	38%	37%		42%
2014	46%	47%	48%	47%	46%	44%	43%	46%	43%	50%	46%	46%		45%
2015 <sup>(2)</sup>	46%	47%	48%											

(\*) The highest crime category in a case's history is used to classify cases. For example, a case charged with homicide at any time in the case's history is reported as a homicide regardless of whether the charge is reduced at resolution.

(1) "ADJ" = year-end adjustment.

(2) Reflects all documents received by 04/15/2015.

Table 2. Monthly Criminal Case Resolutions by Crime Category  
King County Superior Court

	Jan	Feb	Mar	Apr	May	Jun	Jul	Aug	Sep	Oct	Nov	Dec	ADJ <sup>(1)</sup>	Annual
<b>Total</b>														
2012	388	447	520	502	501	521	481	492	438	558	470	446	(+18)	5782
2013	552	484	546	478	533	422	526	551	496	538	418	462	(+13)	6019
2014	495	495	528	490	513	486	584	474	523	605	437	526	(+11)	6167
2015 <sup>(2)</sup>	547	445	560											
<b>Homicide</b>														
2012	1	5	2	6	3	5	4	1	5	2	2	5	(0)	41
2013	3	3	3	5	10	7	3	4	2	8	4	8	(+1)	61
2014	2	5	6	6	3	1	3	2	5	2	3	6	(+1)	45
2015 <sup>(2)</sup>	3	2	5											
<b>Sex Crime</b>														
2012	37	27	37	39	33	38	33	47	31	56	28	25	(+4)	435
2013	34	39	39	47	43	36	33	54	45	47	29	27	(0)	473
2014	40	47	40	36	50	34	39	34	36	42	20	34	(-1)	451
2015 <sup>(2)</sup>	28	29	36											
<b>Robbery</b>														
2012	31	42	34	38	32	52	33	37	29	33	27	25	(0)	413
2013	42	30	40	32	36	38	38	35	45	29	39	28	(+1)	433
2014	43	41	41	24	24	17	26	25	15	14	14	23	(-44)	263
2015 <sup>(2)</sup>	15	14	19											
<b>Aggravated Assault</b>														
2012	74	96	137	111	126	99	108	85	94	123	128	107	(+3)	1291
2013	102	109	132	98	127	86	120	108	97	138	89	83	(0)	1289
2014	101	103	113	112	104	107	125	119	103	153	129	112	(+17)	1398
2015 <sup>(2)</sup>	126	96	118											
<b>Burglary/Theft /Larceny</b>														
2012	81	116	112	132	124	134	133	141	100	132	103	115	(+3)	1426
2013	148	135	137	113	137	106	148	149	136	124	109	127	(+11)	1580
2014	123	133	150	125	141	122	171	126	171	149	115	145	(+7)	1678
2015 <sup>(2)</sup>	138	122	176											
<b>Motor Vehicle Theft</b>														
2012	12	8	13	14	20	7	7	17	11	11	9	8	(+1)	138
2013	15	7	13	12	14	8	13	9	13	14	8	6	(0)	132
2014	14	16	8	16	15	28	11	11	13	16	16	13	(0)	177
2015 <sup>(2)</sup>	13	21	14											
<b>Controlled Substance – Non Drug Court</b>														
2012	69	67	79	76	81	71	81	79	82	93	57	78	(+11)	916
2013	104	61	70	64	75	46	70	74	71	62	49	81	(-2)	825
2014	69	62	74	72	65	73	86	70	81	94	61	83	(+1)	891
2015 <sup>(2)</sup>	85	64	78											
<b>Drug Court</b>														
2012	22	11	21	16	10	22	14	16	17	22	23	2	(0)	204
2013	21	21	30	27	18	20	24	29	20	27	12	8	(0)	261
2014	20	25	14	15	17	22	20	18	14	21	12	8	(+4)	210
2015 <sup>(2)</sup>	30	14	16											
<b>Other</b>														
2012	45	62	68	60	53	76	54	55	51	73	69	67	(-1)	732
2013	70	66	70	65	62	56	61	71	55	77	59	72	(-5)	786
2014	66	54	67	73	75	64	87	57	72	97	60	94	(+27)	893
2015 <sup>(2)</sup>	90	71	84											
<b>Criminal RALJ</b>														
2012	16	13	17	10	19	17	14	14	18	13	24	14	(-3)	186
2013	13	13	12	15	11	19	16	18	12	12	20	22	(-4)	179
2014	17	9	15	11	19	18	16	12	13	17	7	8	(-1)	161
2015 <sup>(2)</sup>	19	12	14											
<b>KNT Filing as % of Total</b>														
2012	41%	45%	44%	41%	43%	46%	39%	43%	44%	39%	42%	41%		42%
2013	44%	40%	46%	44%	45%	38%	41%	49%	42%	38%	41%	41%		42%
2014	38%	45%	40%	40%	42%	49%	44%	46%	49%	44%	43%	43%		42%
2015 <sup>(2)</sup>	46%	46%	52%											

The highest crime category in a case's history is used to classify cases. For example, a case charged with homicide at any time in the case's history is reported as a homicide regardless of whether the charge is reduced at resolution.

- (1) "ADJ" = year-end adjustment.
- (2) Reflects all documents received by 04/15/2015.
- (3) "Controlled Substance - Non Drug Court" are drug related cases that have never been accepted into drug court.
- (4) "Controlled Substance - Drug Court" are drug related cases that have been formally accepted into drug court (identified by "Order of Participation").

Table 3. Number of Cases Resolved and Resolution Category  
King County Superior Court

Crime Category (*)	Apr 2014	May 2014	Jun 2014	Jul 2014	Aug 2014	Sep 2014	Oct 2014	Nov 2014	Dec 2014	Jan 2015	Feb 2015	Mar 2015
<b>Homicide</b>	<b>6</b>	<b>3</b>	<b>1</b>	<b>3</b>	<b>2</b>	<b>5</b>	<b>2</b>	<b>3</b>	<b>6</b>	<b>3</b>	<b>2</b>	<b>5</b>
Resolved by Jury Trial	2	0	0	1	1	0	2	1	1	0	0	2
Resolved by Non-Jury Trial	0	0	0	0	0	0	0	0	1	0	0	0
Resolved by Guilty Plea	4	3	1	2	1	5	0	2	4	3	2	3
Dismissal	0	0	0	0	0	0	0	0	0	0	0	0
Others	0	0	0	0	0	0	0	0	0	0	0	0
<b>Sex Crime</b>	<b>36</b>	<b>50</b>	<b>34</b>	<b>39</b>	<b>34</b>	<b>36</b>	<b>42</b>	<b>20</b>	<b>34</b>	<b>28</b>	<b>29</b>	<b>36</b>
Resolved by Jury Trial	2	3	2	4	2	2	3	3	2	1	2	4
Resolved by Non-Jury Trial	0	0	0	0	1	0	1	0	0	0	0	0
Resolved by Guilty Plea	28	42	29	32	26	28	35	15	28	24	22	26
Dismissal	6	5	3	3	5	6	3	2	4	3	5	6
Others	0	0	0	0	0	0	0	0	0	0	0	0
<b>Robbery</b>	<b>24</b>	<b>24</b>	<b>17</b>	<b>26</b>	<b>25</b>	<b>15</b>	<b>14</b>	<b>14</b>	<b>23</b>	<b>15</b>	<b>14</b>	<b>19</b>
Resolved by Jury Trial	2	0	2	0	0	0	1	0	0	0	1	0
Resolved by Non-Jury Trial	0	0	0	0	0	0	0	0	0	0	0	0
Resolved by Guilty Plea	11	21	11	24	21	14	11	14	19	15	12	19
Dismissal	11	3	4	2	4	1	2	0	4	0	1	0
Others	0	0	0	0	0	0	0	0	0	0	0	0
<b>Aggravated Assault</b>	<b>112</b>	<b>104</b>	<b>107</b>	<b>125</b>	<b>119</b>	<b>103</b>	<b>153</b>	<b>129</b>	<b>112</b>	<b>126</b>	<b>96</b>	<b>118</b>
Resolved by Jury Trial	2	7	7	8	5	6	5	7	3	5	0	6
Resolved by Non-Jury Trial	1	0	1	0	1	0	1	0	0	0	0	0
Resolved by Guilty Plea	85	87	84	97	97	88	122	111	96	104	80	89
Dismissal	24	10	14	20	16	9	25	10	13	16	16	23
Others	0	0	1	0	0	0	0	1	0	1	0	0
<b>Burglary/Theft/Larceny</b>	<b>125</b>	<b>141</b>	<b>122</b>	<b>171</b>	<b>126</b>	<b>171</b>	<b>149</b>	<b>115</b>	<b>145</b>	<b>138</b>	<b>122</b>	<b>176</b>
Resolved by Jury Trial	4	5	4	6	2	2	3	2	3	5	3	2
Resolved by Non-Jury Trial	0	0	0	2	0	1	0	0	1	0	0	0
Resolved by Guilty Plea	107	117	108	151	114	151	130	104	126	113	110	152
Dismissal	14	19	10	12	10	17	16	9	15	20	9	22
Others	0	0	0	0	0	0	0	0	0	0	0	0
<b>Motor Vehicle Theft</b>	<b>16</b>	<b>15</b>	<b>28</b>	<b>11</b>	<b>11</b>	<b>13</b>	<b>16</b>	<b>16</b>	<b>13</b>	<b>13</b>	<b>21</b>	<b>14</b>
Resolved by Jury Trial	0	0	1	0	0	0	0	1	0	0	1	0
Resolved by Non-Jury Trial	0	0	0	0	0	0	0	0	0	0	0	0
Resolved by Guilty Plea	10	10	26	10	8	13	11	13	11	11	17	14
Dismissal	6	5	1	1	3	0	5	2	2	2	3	0
Others	0	0	0	0	0	0	0	0	0	0	0	0
<b>Controlled Substance - Non Drug Court<sup>(1)</sup></b>	<b>72</b>	<b>65</b>	<b>73</b>	<b>86</b>	<b>70</b>	<b>81</b>	<b>94</b>	<b>61</b>	<b>83</b>	<b>85</b>	<b>64</b>	<b>78</b>
Resolved by Jury Trial	0	1	2	2	1	0	0	1	3	3	3	0
Resolved by Non-Jury Trial	0	0	2	0	1	0	3	0	1	0	0	0
Resolved by Guilty Plea	64	50	56	68	59	69	82	51	63	61	50	69
Dismissal	8	14	13	16	9	12	9	9	16	21	11	9
Others	0	0	0	0	0	0	0	0	0	0	0	0
<b>Drug Court<sup>(2)</sup></b>	<b>15</b>	<b>17</b>	<b>22</b>	<b>20</b>	<b>18</b>	<b>14</b>	<b>21</b>	<b>12</b>	<b>8</b>	<b>30</b>	<b>14</b>	<b>16</b>
Resolved by Non-Jury Trial	4	5	6	1	8	0	11	4	3	2	4	3
Resolved by Guilty Plea	1	1	1	0	0	1	5	2	5	4	3	3
Dismissal	10	11	15	19	10	13	5	6	0	24	7	10
Others	0	0	0	0	0	0	0	0	0	0	0	0
<b>Other</b>	<b>73</b>	<b>75</b>	<b>64</b>	<b>87</b>	<b>57</b>	<b>72</b>	<b>97</b>	<b>61</b>	<b>94</b>	<b>90</b>	<b>71</b>	<b>84</b>
Resolved by Jury Trial	4	2	3	4	2	1	4	2	5	2	4	10
Resolved by Non-Jury Trial	0	0	0	0	0	0	2	1	1	0	0	1
Resolved by Guilty Plea	53	57	45	66	42	54	67	45	63	68	51	50
Dismissal	15	16	15	16	10	17	23	12	20	20	16	22
Others	1	0	1	0	3	0	1	0	5	0	0	1
<b>Criminal RALJ</b>	<b>11</b>	<b>19</b>	<b>18</b>	<b>16</b>	<b>12</b>	<b>13</b>	<b>17</b>	<b>7</b>	<b>8</b>	<b>19</b>	<b>12</b>	<b>14</b>
RALJ Decision	8	13	14	9	7	7	14	5	6	10	11	11
Dismissal	2	6	4	7	3	5	3	2	2	9	1	3
Others	1	0	0	0	2	1	0	0	0	0	0	0

(\*) The highest crime category in a case's history is used to classify cases.

Reflects all documents received by 04/15/2015.

(1) "Controlled Substance - Non Drug Court" are drug related cases that have never been accepted into drug court.

(2) "Controlled Substance - Drug Court" are drug related cases that have been formally accepted into drug court (identified by "Order of Participation").

(3) DV Subset includes cases with a DV flag in at least one of the charges within the specific crime category at the time of the reporting.

Table 4. Age (days) of Resolved Cases  
King County Superior Court

Crime Category <sup>(*)</sup>	Apr 2014	May 2014	Jun 2014	Jul 2014	Aug 2014	Sep 2014	Oct 2014	Nov 2014	Dec 2014	Jan 2015	Feb 2015	Mar 2015
<b>Homicide <sup>(**)</sup></b>												
50% Cases Resolved by Day	626	289	519	722	447	297	1254	330	567	314	201	905
90% Cases Resolved by Day	1117	836	519	777	686	375	1731	390	897	433	218	1618
Average Time (days)	611	457	519	530	447	301	1254	313	566	299	201	919
<b>Sex Crime</b>												
50% Cases Resolved by Day	120	157	167	134	167	160	145	149	205	154	190	185
90% Cases Resolved by Day	347	459	318	405	548	395	525	672	417	390	356	556
Average Time (days)	166	218	185	193	234	180	213	230	243	186	173	241
<b>Robbery</b>												
50% Cases Resolved by Day	89	160	139	174	148	79	140	114	86	99	73	82
90% Cases Resolved by Day	270	350	309	299	281	502	260	292	309	341	302	367
Average Time (days)	118	181	152	157	184	151	187	136	185	133	120	124
<b>Aggravated Assault</b>												
50% Cases Resolved by Day	91	119	106	100	98	91	116	106	105	115	119	102
90% Cases Resolved by Day	270	316	335	296	289	273	263	321	259	316	321	291
Average Time (days)	147	162	146	151	133	129	143	172	131	176	147	153
<b>Burglary/Theft/Larceny</b>												
50% Cases Resolved by Day	104	116	111	100	126	116	101	111	108	110	117	119
90% Cases Resolved by Day	275	311	294	264	308	281	279	291	267	321	274	318
Average Time (days)	139	330	141	128	146	147	141	141	133	151	158	153
<b>Motor Vehicle Theft</b>												
50% Cases Resolved by Day	108	125	91	69	127	64	125	112	143	118	70	71
90% Cases Resolved by Day	388	262	277	141	193	114	235	170	340	338	232	318
Average Time (days)	139	138	121	84	121	74	129	102	172	132	115	141
<b>Controlled Substance</b>												
50% Cases Resolved by Day	112	143	105	106	116	138	128	126	133	125	126	145
90% Cases Resolved by Day	320	299	254	258	285	317	309	280	379	273	265	318
Average Time (days)	150	165	137	130	138	159	167	137	181	144	169	179
<b>Drug Court <sup>(2)</sup></b>												
50% Cases Resolved by Day	521	478	537	589	551	540	475	684	425	577	497	595
90% Cases Resolved by Day	1038	1099	833	840	1030	1216	841	1503	764	707	835	1021
Average Time (days)	595	544	589	617	574	735	533	844	484	567	512	611
<b>Other</b>												
50% Cases Resolved by Day	106	96	115	113	124	95	103	109	103	131	102	104
90% Cases Resolved by Day	267	312	341	310	234	214	293	254	218	336	299	344
Average Time (days)	122	143	159	143	137	217	144	122	116	155	139	156
<b>Criminal RALJ</b>												
50% Cases Resolved by Day	304	270	281	225	253	219	239	352	231	371	294	237
90% Cases Resolved by Day	482	577	476	345	353	354	350	534	437	784	631	574
Average Time (days)	513	303	304	260	279	238	261	373	248	469	376	340

(\*) The highest crime category in a case's history is used to classify cases. For example, a case charged with homicide at any time during the case's history is reported as a homicide regardless of whether the charge is reduced at resolution.

(\*\*) Due to small number of resolutions in this category, the age statistics for homicides are expected to vary considerably.

Reflects all documents received by **04/15/2015**.

(1) "Controlled Substance - Non Drug Court" are drug related cases that have never been accepted into drug court.

(2) "Controlled Substance - Drug Court" are drug related cases that have been formally accepted into drug court (identified by "Order of Participation").

(3) DV Subset includes cases with a DV flag in at least one of the charges within the specific crime category at the time of the reporting.



Table 5. Pending Criminal Cases  
King County Superior Court

Crime Category <sup>(*)</sup>	Mar 2014	Apr 2014	May 2014	Jun 2014	Jul 2014	Aug 2014	Sep 2014	Oct 2014	Nov 2014	Dec 2014	Jan 2015	Feb 2015	Mar 2015
<b>Total</b>													
Previous Pending	3001	3029	3112	3150	3099	3028	3060	3061	3019	2982	3021	2900	2954
New Filing (+)	604	623	551	449	518	506	487	590	468	558	525	544	647
Resolved (-)	528	490	513	486	584	474	523	605	437	526	547	445	560
<b>End Pending</b>	<b>3029</b>	<b>3112</b>	<b>3150</b>	<b>3099</b>	<b>3028</b>	<b>3060</b>	<b>3061</b>	<b>3019</b>	<b>2982</b>	<b>3021</b>	<b>2900</b>	<b>2954</b>	<b>3048</b>
<b>Homicide</b>													
Previous Pending	59	60	61	61	66	73	73	67	65	66	65	66	65
New Filing (+)	9	4	4	4	11	5	2	1	6	2	4	0	3
Resolved (-)	6	6	3	1	3	2	5	2	3	6	3	2	5
<b>End Pending</b>	<b>60</b>	<b>61</b>	<b>61</b>	<b>66</b>	<b>73</b>	<b>71</b>	<b>67</b>	<b>65</b>	<b>66</b>	<b>65</b>	<b>66</b>	<b>65</b>	<b>62</b>
<b>Sex Crime</b>													
Previous Pending	283	283	286	273	267	267	263	259	252	264	270	270	270
New Filing (+)	52	42	24	36	37	30	49	38	36	43	37	46	42
Resolved (-)	40	36	50	34	39	34	36	42	20	34	28	29	36
<b>End Pending</b>	<b>283</b>	<b>286</b>	<b>273</b>	<b>267</b>	<b>267</b>	<b>263</b>	<b>259</b>	<b>252</b>	<b>264</b>	<b>270</b>	<b>270</b>	<b>270</b>	<b>278</b>
<b>Robbery</b>													
Previous Pending	190	182	166	147	137	121	91	88	87	81	65	61	59
New Filing (+)	26	13	11	9	12	9	14	16	11	13	20	10	20
Resolved (-)	41	24	24	17	26	25	15	14	14	23	15	14	19
<b>End Pending</b>	<b>182</b>	<b>166</b>	<b>147</b>	<b>137</b>	<b>121</b>	<b>91</b>	<b>88</b>	<b>87</b>	<b>81</b>	<b>65</b>	<b>61</b>	<b>59</b>	<b>60</b>
<b>Aggravated Assault</b>													
Previous Pending	516	536	537	548	560	555	549	569	523	487	504	470	467
New Filing (+)	137	109	113	116	130	121	100	106	87	108	107	105	99
Resolved (-)	113	112	104	107	125	119	103	153	129	112	126	96	118
<b>End Pending</b>	<b>536</b>	<b>537</b>	<b>548</b>	<b>560</b>	<b>555</b>	<b>549</b>	<b>569</b>	<b>523</b>	<b>487</b>	<b>504</b>	<b>470</b>	<b>467</b>	<b>463</b>
<b>Burglary/Theft/Larceny</b>													
Previous Pending	695	705	728	748	717	700	726	705	720	710	719	686	713
New Filing (+)	162	182	167	109	132	145	148	205	127	172	144	159	246
Resolved (-)	150	125	141	122	171	126	171	149	115	145	138	122	176
<b>End Pending</b>	<b>705</b>	<b>728</b>	<b>748</b>	<b>717</b>	<b>700</b>	<b>726</b>	<b>705</b>	<b>720</b>	<b>710</b>	<b>719</b>	<b>686</b>	<b>713</b>	<b>779</b>
<b>Motor Vehicle Theft</b>													
Previous Pending	68	79	85	88	69	72	72	73	70	61	70	70	63
New Filing (+)	24	23	19	10	16	6	13	16	10	33	22	26	34
Resolved (-)	8	16	15	28	11	11	14	16	12	13	13	21	14
<b>End Pending</b>	<b>79</b>	<b>85</b>	<b>88</b>	<b>69</b>	<b>72</b>	<b>72</b>	<b>73</b>	<b>70</b>	<b>61</b>	<b>70</b>	<b>70</b>	<b>63</b>	<b>89</b>
<b>Controlled Substance - Non Drug Court <sup>(1)</sup></b>													
Previous Pending	464	463	498	516	507	465	475	466	466	456	427	416	433
Resolved (-)	74	72	65	73	86	70	81	94	61	83	85	64	78
<b>End Pending</b>	<b>463</b>	<b>498</b>	<b>516</b>	<b>507</b>	<b>465</b>	<b>475</b>	<b>466</b>	<b>466</b>	<b>456</b>	<b>427</b>	<b>416</b>	<b>433</b>	<b>447</b>
<b>Drug Court <sup>(2)</sup></b>													
Previous Pending	235	241	241	240	252	252	256	268	268	284	293	289	305
New Filing (+)	21	24	4	22	24	14	20	20	31	20	26	21	14
Resolved (-)	14	15	17	22	20	18	14	21	12	8	30	14	16
<b>End Pending</b>	<b>241</b>	<b>246</b>	<b>240</b>	<b>252</b>	<b>252</b>	<b>256</b>	<b>268</b>	<b>268</b>	<b>284</b>	<b>293</b>	<b>289</b>	<b>305</b>	<b>300</b>
<b>Other</b>													
Previous Pending	344	334	359	391	391	394	418	428	431	429	453	435	442
New Filing (+)	65	98	100	71	99	85	75	93	96	86	111	93	99
Resolved (-)	67	73	75	64	87	57	72	97	60	94	90	71	84
<b>End Pending</b>	<b>334</b>	<b>359</b>	<b>391</b>	<b>391</b>	<b>394</b>	<b>418</b>	<b>428</b>	<b>431</b>	<b>429</b>	<b>453</b>	<b>435</b>	<b>442</b>	<b>447</b>
<b>Criminal RALJ</b>													
Previous Pending	147	146	146	138	133	129	139	138	137	144	155	137	137
New Filing (+)	13	10	9	14	13	21	12	16	14	19	3	14	17
Resolved (-)	15	11	19	18	16	12	13	17	7	8	19	12	14
<b>End Pending</b>	<b>146</b>	<b>146</b>	<b>138</b>	<b>133</b>	<b>129</b>	<b>139</b>	<b>138</b>	<b>137</b>	<b>144</b>	<b>155</b>	<b>137</b>	<b>137</b>	<b>140</b>
<b>Total Pending Caseload</b>													
SEA (%)	53%	53%	51%	52%	51%	52%	52%	51%	51%	51%	51%	51%	52%
KNT (%)	47%	47%	49%	48%	49%	48%	48%	49%	49%	49%	49%	49%	48%

(\*) Information from filing to the reporting time is used to determine crime category for pending cases. The category for a case in this table is the highest crime category since filing. For example, a case initially charged with homicide is reported as a homicide regardless of whether or not the charge is reduced since filing. On the other hand, if the charge for a case is upgraded later, then the reporting category in later reports will reflect the upgraded (higher) crime category.

Reflects all documents received by 04/15/2015. Drug court cases are identified by docket code "ORPAR" (Order for Participation).

Table 6. Age of Pending Criminal Cases  
King County Superior Court

Crime Category (*)	Mar 2014	Apr 2014	May 2014	Jun 2014	Jul 2014	Aug 2014	Sep 2014	Oct 2014	Nov 2014	Dec 2014	Jan 2015	Feb 2015	Mar 2015
<b>Total</b>													
<b>Age (days)</b>													
Median (50 <sup>th</sup> percentile)	111	107	103	110	114	118	121	114	123	121	108	108	98
95 <sup>th</sup> percentile	728	719	725	735	746	759	765	760	785	771	550	557	525
<b># of Cases in Age Interval</b>													
0 - 60 days (0 - 2 months)	997	1043	1022	919	903	895	885	930	884	868	936	963	1103
61-120 days (3 - 4 months)	614	623	694	765	667	659	640	621	593	640	636	626	647
121-180 days (5 - 6 months)	401	410	417	409	461	481	455	415	391	413	376	419	391
181-270 days (7 - 9 months)	359	387	357	358	353	370	406	386	413	365	365	359	339
> 270 days (> 9 months)	658	649	660	648	644	655	675	667	701	735	587	587	568
<b>Homicide</b>													
<b>Age (days)</b>													
Median (50 <sup>th</sup> percentile)	252	239	237	235	233	244	215	240	262	262	237	293	296
95 <sup>th</sup> percentile	1047	1074	1105	1135	1360	1391	1421	1240	1270	1124	1203	1321	1214
<b># of Cases in Age Interval</b>													
0 - 60 days (0 - 2 months)	10	14	8	9	15	10	6	4	4	11	10	4	2
61-120 days (3 - 4 months)	5	4	10	13	7	9	13	9	5	4	7	11	10
121-180 days (5 - 6 months)	7	7	6	4	9	13	6	7	13	9	3	4	6
181-270 days (7 - 9 months)	10	9	9	11	10	7	11	15	13	10	15	13	10
> 270 days (> 9 months)	28	27	28	29	32	32	31	30	31	31	31	33	34
<b>Sex Crime</b>													
<b>Age (days)</b>													
Median (50 <sup>th</sup> percentile)	144	147	142	137	148	154	155	138	142	136	125	130	128
95 <sup>th</sup> percentile	691	622	750	683	714	735	775	796	740	681	601	586	524
<b># of Cases in Age Interval</b>													
0 - 60 days (0 - 2 months)	76	76	71	63	70	60	58	68	62	68	78	63	69
61-120 days (3 - 4 months)	49	50	52	60	43	47	55	48	49	56	51	59	67
121-180 days (5 - 6 months)	45	42	35	35	46	43	30	32	45	43	41	49	42
181-270 days (7 - 9 months)	41	39	42	39	38	45	43	40	33	34	38	37	43
> 270 days (> 9 months)	72	79	73	70	70	68	73	64	75	69	62	62	57
<b>Robbery</b>													
<b>Age (days)</b>													
Median (50 <sup>th</sup> percentile)	85	105	129	141	151	173	197	179	155	79	55	61	63
95 <sup>th</sup> percentile	524	604	635	707	696	769	799	788	818	849	488	583	581
<b># of Cases in Age Interval</b>													
0 - 60 days (0 - 2 months)	57	48	28	24	26	19	15	28	24	22	32	29	26
61-120 days (3 - 4 months)	56	51	40	35	20	12	13	12	9	15	16	12	17
121-180 days (5 - 6 months)	23	21	36	34	29	15	13	5	9	4	2	10	9
181-270 days (7 - 9 months)	18	21	17	18	23	25	25	15	13	3	1	0	1
> 270 days (> 9 months)	28	25	26	26	23	20	22	27	26	21	10	8	7
<b>Aggravated Assault</b>													
<b>Age (days)</b>													
Median (50 <sup>th</sup> percentile)	82	84	85	90	92	91	97	87	97	100	94	87	76
95 <sup>th</sup> percentile	602	581	488	514	483	487	505	535	565	517	373	388	407
<b># of Cases in Age Interval</b>													
0 - 60 days (0 - 2 months)	215	214	199	205	213	194	205	191	163	167	177	184	193
61-120 days (3 - 4 months)	115	120	144	150	124	132	130	121	117	120	99	104	109
121-180 days (5 - 6 months)	73	67	71	74	88	89	81	73	63	74	76	68	50
181-270 days (7 - 9 months)	61	64	62	58	57	62	82	67	68	57	58	53	55
> 270 days (> 9 months)	72	72	72	73	73	72	71	71	76	86	60	58	56
<b>Burglary/Theft/Larceny</b>													
<b>Age (days)</b>													
Median (50 <sup>th</sup> percentile)	91	83	86	95	100	103	88	86	92	85	79	79	65
95 <sup>th</sup> percentile	528	545	565	595	615	585	615	623	658	588	370	327	316
<b># of Cases in Age Interval</b>													
0 - 60 days (0 - 2 months)	270	288	274	239	223	261	251	272	275	262	280	292	364
121-180 days (5 - 6 months)	162	159	190	197	174	166	153	178	160	177	190	191	199
61-120 days (3 - 4 months)	82	90	105	101	115	112	111	92	88	99	78	94	102
181-270 days (7 - 9 months)	79	84	69	64	72	77	82	67	76	71	68	75	58
> 270 days (> 9 months)	112	107	110	116	116	110	108	111	111	110	70	61	56

(\*) The highest crime category since filing is used to classify cases. For example, a case initially charged with homicide is reported as a homicide regardless of whether or not the charge is reduced since filing. On the other hand, if the charge for a case is upgraded later, then the reporting category in later reports will reflect the upgraded (higher) crime category.

Reflects all documents received by 04/15/2015.

(1) "Controlled Substance - Non Drug Court" are drug related cases that have never been accepted into drug court.

(2) "Controlled Substance - Drug Court" are drug related cases that have been formally accepted into drug court (identified by "Order of Participation").

Table 6 (cont.). Age of Pending Criminal Cases  
King County Superior Court

Crime Category <sup>(*)</sup>	Mar 2014	Apr 2014	May 2014	Jun 2014	Jul 2014	Aug 2014	Sep 2014	Oct 2014	Nov 2014	Dec 2014	Jan 2015	Feb 2015	Mar 2015
<b>Motor Vehicle Theft</b>													
<b>Age (days)</b>													
Median (50 <sup>th</sup> percentile)	61	69	64	84	85	89	120	121	117	84	56	54	35
95 <sup>th</sup> percentile	379	287	318	348	379	337	367	398	428	400	413	441	343
<b># of Cases in Age Interval</b>													
0 - 60 days (0 - 2 months)	39	38	43	26	28	27	20	21	18	30	36	35	58
61-120 days (3 - 4 months)	17	22	23	25	20	19	17	14	13	13	12	13	16
121-180 days (5 - 6 months)	10	13	11	7	11	12	15	15	7	9	7	3	7
181-270 days (7 - 9 months)	8	7	5	6	8	8	13	9	11	6	6	5	3
> 270 days (> 9 months)	5	5	6	5	5	6	8	11	12	12	9	7	5
<b>Controlled Substance - Non Drug Court<sup>(1)</sup></b>													
<b>Age (days)</b>													
Median (50 <sup>th</sup> percentile)	99	82	77	81	98	104	105	95	98	96	97	90	83
95 <sup>th</sup> percentile	712	708	684	681	745	776	806	837	922	953	416	339	366
<b># of Cases in Age Interval</b>													
0 - 60 days (0 - 2 months)	163	205	217	183	151	137	163	166	165	127	137	161	175
61-120 days (3 - 4 months)	108	97	107	146	141	129	103	97	108	127	118	102	96
121-180 days (5 - 6 months)	75	78	67	56	56	91	85	78	53	58	65	78	68
181-270 days (7 - 9 months)	43	48	52	59	48	41	40	57	56	49	52	49	49
> 270 days (> 9 months)	74	70	73	63	69	77	75	68	74	66	44	43	42
<b>Drug Court<sup>(2)</sup></b>													
<b>Age (days)</b>													
Median (50 <sup>th</sup> percentile)	399	393	413	371	351	354	357	360	369	374	369	380	387
95 <sup>th</sup> percentile	1056	1084	1110	998	1029	1032	1034	1060	966	997	939	995	996
<b># of Cases in Age Interval</b>													
0 - 60 days (0 - 2 months)	1	4	0	1	0	0	1	3	2	0	3	2	3
61-120 days (3 - 4 months)	8	9	8	21	13	7	5	4	8	6	8	9	14
121-180 days (5 - 6 months)	23	16	16	20	26	34	28	16	18	17	17	23	17
181-270 days (7 - 9 months)	32	44	40	39	45	41	49	59	67	56	46	41	34
> 270 days (> 9 months)	177	173	176	171	168	174	185	186	189	214	215	230	232
<b>Other</b>													
<b>Age (days)</b>													
Median (50 <sup>th</sup> percentile)	96	84	85	83	79	90	91	95	109	111	89	87	79
95 <sup>th</sup> percentile	924	951	809	879	829	795	825	793	790	756	385	394	377
<b># of Cases in Age Interval</b>													
0 - 60 days (0 - 2 months)	135	133	164	146	150	154	135	149	141	148	165	176	182
61-120 days (3 - 4 months)	61	81	89	96	108	114	127	106	93	94	104	92	99
121-180 days (5 - 6 months)	40	44	40	49	50	53	66	74	72	70	55	63	61
181-270 days (7 - 9 months)	36	37	33	32	27	33	32	36	53	51	52	54	55
> 270 days (> 9 months)	62	64	65	68	59	32	68	66	70	90	59	57	50
<b>Criminal RALJ</b>													
<b>Age (days)</b>													
Median (50 <sup>th</sup> percentile)	147	149	169	169	162	166	154	144	144	146	164	166	158
95 <sup>th</sup> percentile	400	430	458	410	438	469	499	530	560	591	489	495	451
<b># of Cases in Age Interval</b>													
0 - 60 days (0 - 2 months)	31	23	18	23	27	33	31	28	30	33	18	17	31
61-120 days (3 - 4 months)	33	30	31	22	17	24	24	32	31	28	31	33	20
121-180 days (5 - 6 months)	23	32	30	29	31	19	20	23	23	30	32	27	29
181-270 days (7 - 9 months)	31	34	28	32	25	31	29	21	23	28	29	32	31
> 270 days (> 9 months)	28	27	31	27	29	32	34	33	37	36	27	28	29

(\*) The highest crime category since filing is used to classify cases. For example, a case initially charged with homicide is reported as a homicide regardless of whether or not the charge is reduced since filing. On the other hand, if the charge for a case is upgraded later, then the reporting category in later reports will reflect the upgraded (higher) crime category.

Reflects all documents received by **04/15/2015**.

(1) "Controlled Substance - Non Drug Court" are drug related cases that have never been accepted into drug court.

(2) "Controlled Substance - Drug Court" are drug related cases that have been formally accepted into drug court (identified by "Order of Participation").

Table 7. Comparison between SEA/KNT: Filings, Resolutions, and Pending Caseload  
King County Superior Court

	Apr 2014	May 2014	Jun 2014	Jul 2014	Aug 2014	Sep 2014	Oct 2014	Nov 2014	Dec 2014	Jan 2015	Feb 2015	Mar 2015 <sup>(1)</sup>
<b>Total Filings</b>												
SEA - # of Cases Filed	330	255	252	296	276	278	296	255	303	283	291	339
KNT - # of Cases Filed	293	296	197	222	230	209	294	213	255	242	253	308
SEA %	53%	54%	56%	57%	54%	57%	50%	54%	54%	54%	53%	52%
KNT %	47%	46%	44%	43%	46%	43%	50%	46%	46%	46%	47%	48%
<b>Total Resolutions</b>												
SEA - # of Cases Resolved	286	284	233	311	241	259	323	242	296	273	228	259
KNT - # of Cases Resolved	189	212	231	253	215	250	261	183	222	244	203	285
SEA - Drug Court Cases Resolved	9	16	16	17	13	7	19	6	5	22	12	8
KNT - Drug Court Cases Resolved	6	1	6	3	5	7	2	6	3	8	2	8
SEA %	58%	55%	48%	53%	51%	50%	53%	55%	56%	50%	51%	46%
KNT %	39%	42%	48%	43%	45%	48%	43%	42%	42%	45%	46%	51%
SEA - Drug Court %	2%	3%	3%	3%	3%	1%	3%	1%	1%	4%	3%	1%
KNT - Drug Court %	1%	0%	1%	1%	1%	1%	0%	1%	1%	1%	0%	1%
<b>Total Pending</b>												
SEA - # of Cases Pending	1475	1448	1433	1383	1414	1414	1384	1336	1360	1294	1314	1408
KNT - # of Cases Pending	1391	1462	1416	1393	1390	1379	1367	1362	1368	1317	1335	1340
SEA - Drug Court Cases Pending	162	156	166	163	165	176	166	183	188	184	195	193
KNT - Drug Court Cases Pending	84	84	86	89	91	92	102	101	105	105	110	107
SEA %	47%	46%	46%	46%	46%	46%	46%	45%	45%	45%	44%	46%
KNT %	45%	46%	46%	46%	45%	45%	45%	46%	45%	45%	45%	44%
SEA - Drug Court %	5%	5%	5%	5%	5%	6%	5%	6%	6%	6%	7%	6%
KNT - Drug Court %	3%	3%	3%	3%	3%	3%	3%	3%	3%	4%	4%	4%

(1) Reflects all documents received by **04/15/2015**.

(2) The number of judges does not include RJC chief judge and the criminal chief judge at SEA.

Table 8. Drug Court Statistics

King County Superior Court

Categories	Feb 2014	Mar 2014	Apr 2014	May 2014	Jun 2014	Jul 2014	Aug 2014	Sep 2014	Oct 2014	Nov 2014	Dec 2014	Jan 2015	Feb 2015	Mar 2015
Referrals - Total	39	61	48	42	28	50	52	36	46	31	31	38	24	33
Directly from PA	26	39	33	26	13	28	22	22	29	10	10	20	19	22
From Mainstream	13	22	15	16	15	22	30	14	17	21	21	18	5	11
Arraignments in Drug Court <sup>(1)</sup>	17	28	39	19	26	21	22	17	23	12	12	15	19	23
GP in Drug Court <sup>(2)</sup>	4	5	3	3	2	1	2	1	1	2	2	4	1	1
Return to mainstream <sup>(3)</sup>	7	10	17	16	17	22	17	15	21	9	9	17	14	8
Opt-in <sup>(4)</sup>	31	21	24	4	22	24	14	20	20	31	31	26	21	14
Graduations <sup>(5)</sup>	18	12	10	11	15	19	10	13	5	6	6	24	7	10
Terminations <sup>(6)</sup>	7	2	5	6	7	1	8	1	16	6	6	6	7	6

- (1) Arraignments held in drug court regardless opt-in status of the cases.
- (2) Guilty pleas entered in drug court before opt-in.
- (3) Referred to drug court but decision by court order to go to mainstream.
- (4) Opt-in reflects the court order of participation.
- (5) Graduations are dismissals of opted-in cases after the completion of program.
- (6) Terminations are cases that fail in drug court.