

King County Superior Court  
Criminal Department Statistical Report

June 2016

Department of Judicial Administration  
Prepared by: Shiquan Liao, Ph.D., Statistician

Release date: July 20, 2016

**Report #: CRM-2016-06**

## Terminology

### **Age of Pending Case**

Time (days) from filing to resolution, less suspense time if applicable.

### **Age of Resolved Case**

Time (days) from filing to resolution, less suspense time if applicable.

### **End Pending**

Number of pending cases at the end of reporting period.

### **Net Change in Pending**

The change in number of pending cases (end pending minus previous pending).

### **Pending Case**

A case is defined as pending if it is unresolved and not on suspense status.

### **Previous Pending**

Number of pending cases at the beginning of reporting period.

### **Reactivated Case**

A case returns to active from suspense status during the reporting period.

### **Resolution**

A case is resolved if all issues in the complaint are fully adjudicated. However, a drug court case is reported as resolved only when dispositive document is also filed (completed).

### **Resolution Category**

Five resolution categories are used to report resolution of criminal cases: jury trial (CVJV, AQJV), non-jury trial (CVCT, AQCT), guilty plea (GP, GPAT, GPJT), dismissal (DSM), and other (all other resolution codes). For criminal RALJ cases, the resolution categories are: RALJ decision (CDTA, CDTM, CDTR), dismissal (DSRM), and others (any other resolution codes).

### **Suspended Case**

A case is placed in suspense status (removing from active) during the reporting period.

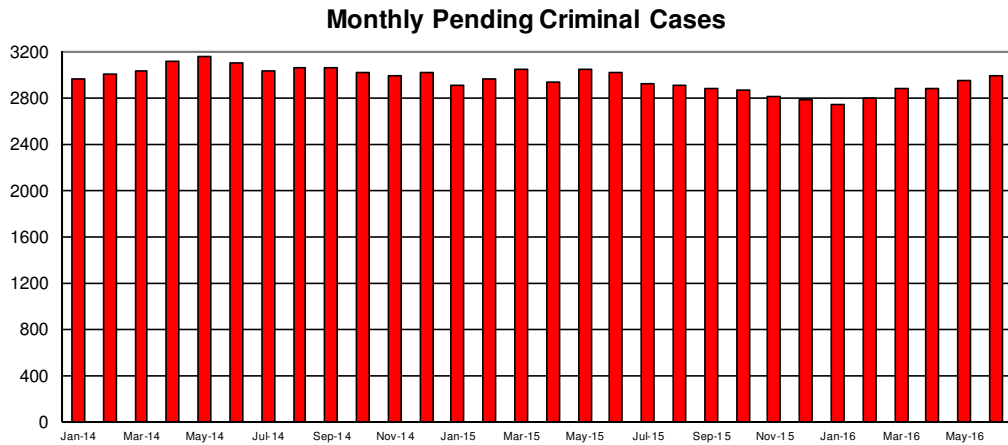
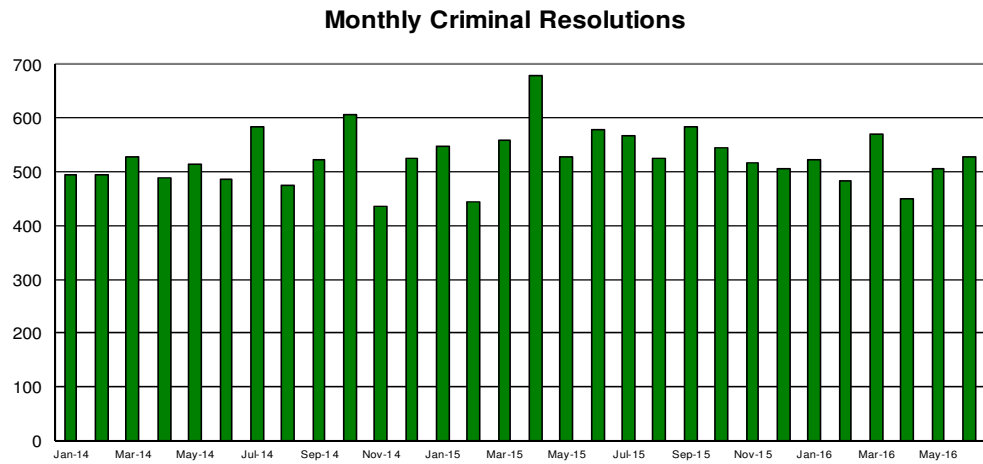
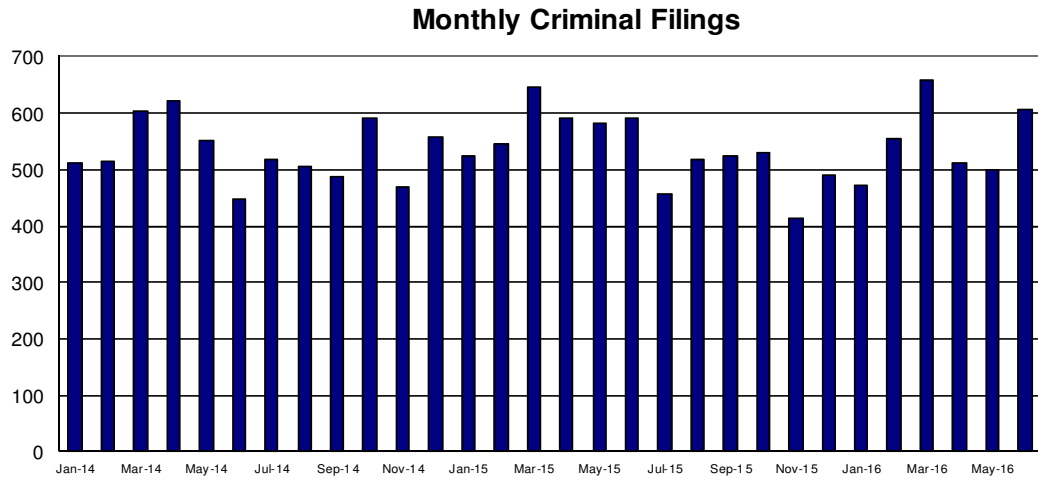
### **Suspense Status**

A case is said to be on suspense status if it is on warrant or appeal.

### **Suspense Time**

Time (days) a case is on suspense status.

Figure 1. Number of Criminal Filings, Resolutions and Pending Caseload by Month



Note: Starting January 2010, RALJ cases are included.

Figure 2. Crime Category as a Percentage of Total Filings by Year

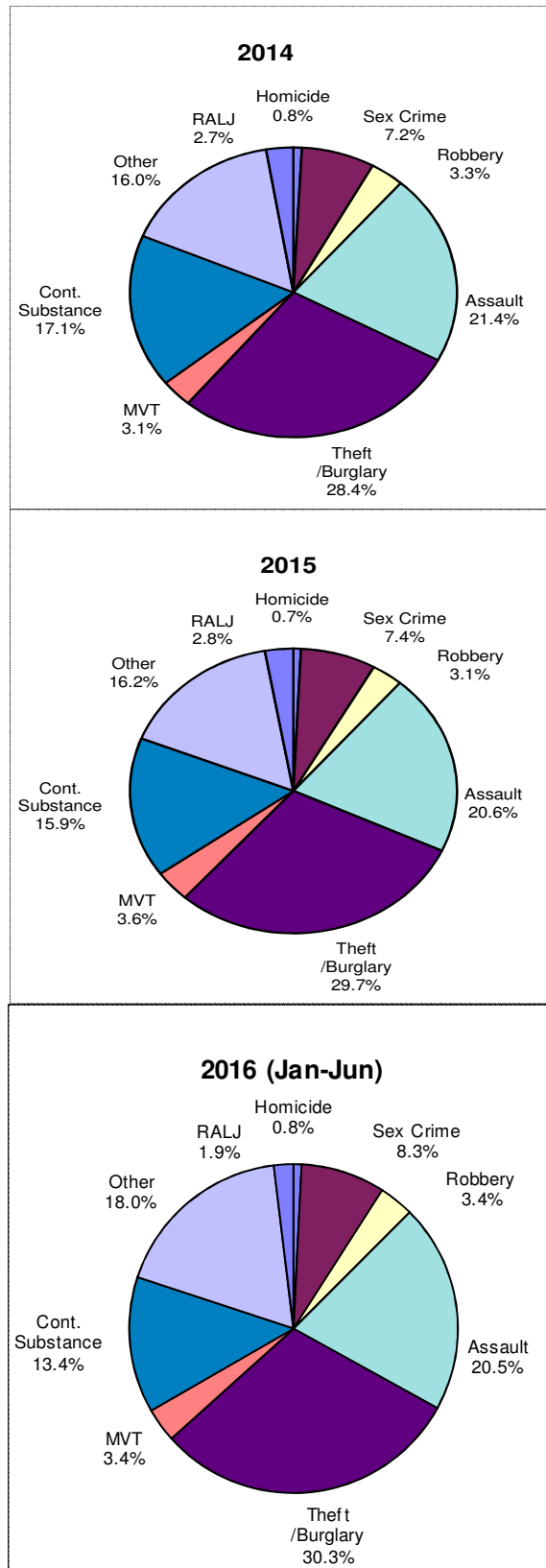


Table 1. Monthly Criminal New Filings by Crime Category (\*)  
King County Superior Court

	Jan	Feb	Mar	Apr	May	Jun	Jul	Aug	Sep	Oct	Nov	Dec	ADJ <sup>(1)</sup>	Annual
<b>Total</b>														
2013	514	492	524	536	545	462	502	540	462	597	482	568	(+2)	6226
2014	512	514	604	623	551	449	518	506	487	590	468	558	(+6)	6383
2015	525	544	647	590	582	590	458	518	525	531	413	491	(+4)	6418
2016 <sup>(2)</sup>	473	556	658	512	501	605								
<b>Homicide</b>														
2013	3	2	5	3	2	2	4	3	6	6	0	5	(+1)	42
2014	3	2	9	4	4	4	11	5	2	1	6	2	(-2)	51
2015	4	0	3	5	0	6	3	6	2	4	4	6	(+4)	47
2016 <sup>(2)</sup>	2	3	7	6	4	4								
<b>Sex Crime</b>														
2013	45	39	79	54	49	27	54	43	19	38	59	51	(+6)	563
2014	37	38	52	42	24	36	37	30	49	38	36	43	(-6)	456
2015	37	46	42	38	52	37	32	49	40	38	23	42	(+2)	478
2016 <sup>(2)</sup>	39	46	53	40	60	36								
<b>Robbery</b>														
2013	44	36	33	33	31	40	27	41	48	49	29	34	(+7)	452
2014	50	28	26	13	11	9	12	9	14	16	11	13	(-35)	177
2015	20	10	20	18	18	18	10	8	12	20	11	18	(+17)	200
2016 <sup>(2)</sup>	14	18	16	19	24	22								
<b>Aggravated Assault</b>														
2013	103	116	102	121	119	76	122	98	103	104	110	104	(+24)	1302
2014	128	109	137	109	113	116	130	121	100	106	87	108	(+29)	1393
2015	107	105	99	115	117	99	120	130	111	107	83	100	(+30)	1323
2016 <sup>(2)</sup>	99	124	116	102	115	123								
<b>Burglary/Theft /Larceny</b>														
2013	139	127	138	162	147	144	148	147	130	167	110	157	(+10)	1726
2014	122	140	162	182	167	109	132	145	148	205	127	172	(+17)	1928
2015	144	159	243	185	165	177	119	125	136	139	137	140	(+34)	1903
2016 <sup>(2)</sup>	137	162	241	148	139	174								
<b>Motor Vehicle Theft</b>														
2013	17	14	12	15	11	9	16	10	17	19	9	16	(-3)	162
2014	13	15	24	23	19	10	16	6	13	16	10	33	(+3)	201
2015	22	26	34	21	23	21	12	20	16	19	8	16	(-9)	229
2016 <sup>(2)</sup>	15	18	22	20	17	19								
<b>Controlled Substance</b>														
2013	88	69	82	62	95	94	66	86	58	130	82	112	(0)	1024
2014	74	87	116	142	104	80	68	84	74	99	81	82	(+7)	1098
2015	77	91	90	110	104	115	62	63	94	79	67	66	(+1)	1019
2016 <sup>(2)</sup>	67	81	92	71	40	91								
<b>Other</b>														
2013	61	77	59	72	71	56	55	88	71	70	70	68	(-44)	774
2014	73	77	65	98	100	71	99	85	75	93	96	86	(-8)	1010
2015	111	93	99	84	83	100	80	94	102	113	65	90	(-75)	1039
2016 <sup>(2)</sup>	88	93	94	98	90	123								
<b>Criminal RALJ</b>														
2013	14	12	14	14	20	14	10	24	10	14	13	21	(+1)	181
2014	12	18	13	10	9	14	13	21	12	16	14	19	(+1)	172
2015	3	14	17	14	20	17	20	23	12	12	15	13	(0)	180
2016 <sup>(2)</sup>	12	11	17	8	3	13								
<b>KNT Filing as % of Total</b>														
2013	43%	46%	44%	46%	46%	39%	41%	35%	43%	41%	38%	37%		42%
2014	46%	47%	48%	47%	46%	44%	43%	46%	43%	50%	46%	46%		45%
2015	46%	47%	48%	42%	44%	44%	42%	49%	44%	45%	44%	42%		45%
2016 <sup>(2)</sup>	40%	41%	45%	40%	47%	43%								

(\*) The highest crime category in a case's history is used to classify cases. For example, a case charged with homicide at any time in the case's history is reported as a homicide regardless of whether the charge is reduced at resolution.

(1) "ADJ" = year-end adjustment.

(2) Reflects all documents received by 07/15/2016.

Table 2. Monthly Criminal Case Resolutions by Crime Category  
King County Superior Court

	Jan	Feb	Mar	Apr	May	Jun	Jul	Aug	Sep	Oct	Nov	Dec	ADJ <sup>(1)</sup>	Annual
<b>Total</b>														
2013	552	484	546	478	533	422	526	551	496	538	418	462	(+13)	6019
2014	495	495	528	490	513	486	584	474	523	605	437	526	(+11)	6167
2015	547	445	560	680	529	578	567	526	583	546	516	505	(+7)	6589
2016 <sup>(2)</sup>	522	484	571	449	507	527								
<b>Homicide</b>														
2013	3	3	3	5	10	7	3	4	2	8	4	8	(+1)	61
2014	2	5	6	6	3	1	3	2	5	2	3	6	(+1)	45
2015	3	2	5	7	5	6	4	5	2	3	6	4	(0)	52
2016 <sup>(2)</sup>	1	3	7	1	5	3								
<b>Sex Crime</b>														
2013	34	39	39	47	43	36	33	54	45	47	29	27	(0)	473
2014	40	47	40	36	50	34	39	34	36	42	20	34	(-1)	451
2015	28	29	36	42	42	33	46	36	36	38	39	40	(+1)	446
2016 <sup>(2)</sup>	51	31	51	34	40	33								
<b>Robbery</b>														
2013	42	30	40	32	36	38	38	35	45	29	39	28	(+1)	433
2014	43	41	41	24	24	17	26	25	15	14	14	23	(-44)	263
2015	15	14	19	13	18	27	23	19	14	11	25	20	(+1)	219
2016 <sup>(2)</sup>	12	20	11	8	22	21								
<b>Aggravated Assault</b>														
2013	102	109	132	98	127	86	120	108	97	138	89	83	(0)	1289
2014	101	103	113	112	104	107	125	119	103	153	129	112	(+17)	1398
2015	126	96	118	136	124	106	110	83	128	136	113	104	(+3)	1383
2016 <sup>(2)</sup>	102	79	135	118	122	105								
<b>Burglary/Theft /Larceny</b>														
2013	148	135	137	113	137	106	148	149	136	124	109	127	(+11)	1580
2014	123	133	150	125	141	122	171	126	171	149	115	145	(+7)	1678
2015	138	122	176	224	141	189	165	181	168	155	144	169	(-3)	1969
2016 <sup>(2)</sup>	122	144	158	135	127	160								
<b>Motor Vehicle Theft</b>														
2013	15	7	13	12	14	8	13	9	13	14	8	6	(0)	132
2014	14	16	8	16	15	28	11	11	13	16	16	13	(0)	177
2015	13	21	14	20	19	24	13	16	29	17	22	14	(0)	222
2016 <sup>(2)</sup>	12	23	9	17	10	21								
<b>Controlled Substance - Non Drug Court</b>														
2013	104	61	70	64	75	46	70	74	71	62	49	81	(-2)	825
2014	69	62	74	72	65	73	86	70	81	94	61	83	(+1)	891
2015	85	64	78	116	68	76	93	75	69	59	73	64	(0)	920
2016 <sup>(2)</sup>	85	63	80	54	68	71								
<b>Drug Court</b>														
2013	21	21	30	27	18	20	24	29	20	27	12	8	(0)	261
2014	20	25	14	15	17	22	20	18	14	21	12	8	(+4)	210
2015	30	14	16	13	18	17	15	21	13	21	15	3	(+4)	200
2016 <sup>(2)</sup>	39	17	18	14	27	7								
<b>Other</b>														
2013	70	66	70	65	62	56	61	71	55	77	59	72	(-5)	786
2014	66	54	67	73	75	64	87	57	72	97	60	94	(+27)	893
2015	90	71	84	91	78	79	86	79	108	91	74	72	(+2)	1005
2016 <sup>(2)</sup>	78	94	84	55	75	91								
<b>Criminal RALJ</b>														
2013	13	13	12	15	11	19	16	18	12	12	20	22	(-4)	179
2014	17	9	15	11	19	18	16	12	13	17	7	8	(-1)	161
2015	19	12	14	18	16	21	12	11	16	15	5	15	(-1)	173
2016 <sup>(2)</sup>	20	10	18	13	11	15								
<b>KNT as % of Total</b>														
2013	44%	40%	46%	44%	45%	38%	41%	49%	42%	38%	41%	41%		42%
2014	38%	45%	40%	40%	42%	49%	44%	46%	49%	44%	43%	43%		42%
2015	46%	46%	52%	55%	50%	52%	43%	47%	45%	46%	48%	46%		47%
2016 <sup>(2)</sup>	39%	41%	48%	51%	46%	42%								

The highest crime category in a case's history is used to classify cases. For example, a case charged with homicide at any time in the case's history is reported as a homicide regardless of whether the charge is reduced at resolution.

- (1) "ADJ" = year-end adjustment.
- (2) Reflects all documents received by 07/15/2016.
- (3) "Controlled Substance - Non Drug Court" are drug related cases that have never been accepted into drug court.
- (4) "Controlled Substance - Drug Court" are drug related cases that have been formally accepted into drug court (identified by "Order of Participation").

Table 3. Number of Cases Resolved and Resolution Category  
King County Superior Court

Crime Category (*)	Jul 2015	Aug 2015	Sep 2015	Oct 2015	Nov 2015	Dec 2015	Jan 2016	Feb 2016	Mar 2016	Apr 2016	May 2016	Jun 2016
<b>Homicide</b>	<b>4</b>	<b>5</b>	<b>2</b>	<b>3</b>	<b>6</b>	<b>4</b>	<b>1</b>	<b>3</b>	<b>7</b>	<b>1</b>	<b>5</b>	<b>3</b>
Resolved by Jury Trial	2	0	0	1	3	0	0	1	2	0	1	2
Resolved by Non-Jury Trial	0	0	0	0	0	0	0	0	0	0	0	0
Resolved by Guilty Plea	2	5	1	2	3	4	1	2	5	1	4	1
Dismissal	0	0	0	0	0	0	0	0	0	0	0	0
Others	0	0	1	0	0	0	0	0	0	0	0	0
<b>Sex Crime</b>	<b>46</b>	<b>36</b>	<b>36</b>	<b>38</b>	<b>39</b>	<b>40</b>	<b>51</b>	<b>31</b>	<b>51</b>	<b>34</b>	<b>40</b>	<b>33</b>
Resolved by Jury Trial	1	3	2	3	5	2	4	3	3	1	1	5
Resolved by Non-Jury Trial	0	0	0	1	0	0	0	0	0	1	1	0
Resolved by Guilty Plea	42	30	32	28	32	33	37	24	45	28	36	25
Dismissal	3	3	2	6	2	5	10	4	3	4	2	3
Others	0	0	0	0	0	0	0	0	0	0	0	0
<b>Robbery</b>	<b>23</b>	<b>19</b>	<b>14</b>	<b>11</b>	<b>25</b>	<b>20</b>	<b>12</b>	<b>20</b>	<b>11</b>	<b>8</b>	<b>22</b>	<b>21</b>
Resolved by Jury Trial	0	0	0	0	0	0	0	1	0	0	1	0
Resolved by Non-Jury Trial	0	0	0	0	0	0	0	0	0	0	0	0
Resolved by Guilty Plea	23	19	14	11	24	18	11	17	10	6	17	19
Dismissal	0	0	0	0	1	2	1	2	1	2	4	1
Others	0	0	0	0	0	0	0	0	0	0	0	1
<b>Aggravated Assault</b>	<b>110</b>	<b>83</b>	<b>128</b>	<b>136</b>	<b>113</b>	<b>104</b>	<b>102</b>	<b>79</b>	<b>135</b>	<b>118</b>	<b>122</b>	<b>105</b>
Resolved by Jury Trial	4	7	5	4	2	8	2	5	12	3	4	3
Resolved by Non-Jury Trial	0	0	0	1	0	0	2	0	2	1	0	2
Resolved by Guilty Plea	89	55	109	111	92	85	79	71	110	97	105	80
Dismissal	17	21	14	19	19	11	18	3	11	17	12	19
Others	0	0	0	1	0	0	1	0	0	0	1	1
<b>Burglary/Theft/Larceny</b>	<b>165</b>	<b>181</b>	<b>168</b>	<b>155</b>	<b>144</b>	<b>169</b>	<b>122</b>	<b>144</b>	<b>158</b>	<b>135</b>	<b>127</b>	<b>160</b>
Resolved by Jury Trial	1	3	4	2	6	4	3	4	4	2	6	1
Resolved by Non-Jury Trial	0	0	1	0	0	0	0	0	0	0	0	1
Resolved by Guilty Plea	153	163	152	139	120	155	111	134	141	119	113	146
Dismissal	11	15	11	14	18	10	8	6	13	14	8	12
Others	0	0	0	0	0	0	0	0	0	0	0	0
<b>Motor Vehicle Theft</b>	<b>13</b>	<b>16</b>	<b>29</b>	<b>17</b>	<b>22</b>	<b>14</b>	<b>12</b>	<b>23</b>	<b>9</b>	<b>17</b>	<b>10</b>	<b>21</b>
Resolved by Jury Trial	0	0	0	0	0	0	0	0	1	0	0	0
Resolved by Non-Jury Trial	0	0	0	0	0	0	0	0	0	0	0	0
Resolved by Guilty Plea	12	16	27	14	20	13	8	21	6	16	10	20
Dismissal	1	0	2	3	2	1	4	2	2	1	0	1
Others	0	0	0	0	0	0	0	0	0	0	0	0
<b>Controlled Substance - Non Drug Court<sup>(1)</sup></b>	<b>93</b>	<b>75</b>	<b>69</b>	<b>59</b>	<b>73</b>	<b>64</b>	<b>85</b>	<b>63</b>	<b>80</b>	<b>54</b>	<b>68</b>	<b>71</b>
Resolved by Jury Trial	0	0	1	0	0	1	1	2	3	0	0	2
Resolved by Non-Jury Trial	0	0	0	0	0	0	1	0	0	0	3	1
Resolved by Guilty Plea	72	61	54	44	59	57	75	52	68	48	52	56
Dismissal	21	14	13	15	14	6	8	9	9	6	10	12
Others	0	0	1	0	0	0	0	0	0	0	3	0
<b>Drug Court<sup>(2)</sup></b>	<b>15</b>	<b>21</b>	<b>13</b>	<b>21</b>	<b>15</b>	<b>3</b>	<b>39</b>	<b>17</b>	<b>18</b>	<b>14</b>	<b>27</b>	<b>7</b>
Resolved by Non-Jury Trial	3	2	3	1	1	2	3	2	4	1	2	0
Resolved by Guilty Plea	0	2	0	3	2	1	9	1	5	2	3	2
Dismissal	12	17	10	17	12	0	27	14	9	11	11	5
Others	0	0	0	0	0	0	0	0	0	0	0	0
<b>Other</b>	<b>86</b>	<b>79</b>	<b>108</b>	<b>91</b>	<b>74</b>	<b>72</b>	<b>78</b>	<b>94</b>	<b>84</b>	<b>55</b>	<b>75</b>	<b>91</b>
Resolved by Jury Trial	5	2	3	5	2	2	2	7	6	0	1	0
Resolved by Non-Jury Trial	0	0	0	0	0	1	2	0	0	0	2	0
Resolved by Guilty Plea	63	61	79	61	52	52	63	67	60	41	57	67
Dismissal	18	14	23	24	19	14	9	20	18	14	15	21
Others	0	2	3	1	1	3	2	0	0	0	0	3
<b>Criminal RALJ</b>	<b>12</b>	<b>11</b>	<b>16</b>	<b>15</b>	<b>5</b>	<b>15</b>	<b>20</b>	<b>10</b>	<b>18</b>	<b>13</b>	<b>11</b>	<b>15</b>
RALJ Decision	7	4	11	9	3	7	16	4	8	12	8	11
Dismissal	4	6	4	6	2	8	4	5	8	1	2	2
Others	1	1	1	0	0	0	0	1	2	0	1	2

(\*) The highest crime category in a case's history is used to classify cases.

Reflects all documents received by **07/15/2016**.

(1) "Controlled Substance - Non Drug Court" are drug related cases that have never been accepted into drug court.

(2) "Controlled Substance - Drug Court" are drug related cases that have been formally accepted into drug court (identified by "Order of Participation").

(3) DV Subset includes cases with a DV flag in at least one of the charges within the specific crime category at the time of the reporting.

Table 4. Age (days) of Resolved Cases  
King County Superior Court

Crime Category (*)	Jul 2015	Aug 2015	Sep 2015	Oct 2015	Nov 2015	Dec 2015	Jan 2016	Feb 2016	Mar 2016	Apr 2016	May 2016	Jun 2016
<b>Homicide (**)</b>												
50% Cases Resolved by Day	348	517	806	464	460	193	545	610	718	316	401	237
90% Cases Resolved by Day	1306	675	1147	733	1332	727	545	1104	2098	316	1636	500
Average Time (days)	556	489	806	460	643	310	545	625	826	316	541	319
<b>Sex Crime</b>												
50% Cases Resolved by Day	202	191	191	159	173	156	195	208	198	218	207	183
90% Cases Resolved by Day	365	549	320	560	386	317	498	490	455	498	327	412
Average Time (days)	193	250	198	230	184	198	239	246	243	251	193	205
<b>Robbery</b>												
50% Cases Resolved by Day	116	91	76	177	91	102	125	91	88	60	87	132
90% Cases Resolved by Day	274	195	281	265	365	245	209	302	245	187	219	242
Average Time (days)	145	108	128	160	131	141	125	160	111	81	100	143
<b>Aggravated Assault</b>												
50% Cases Resolved by Day	93	89	109	98	89	109	107	135	109	113	90	115
90% Cases Resolved by Day	267	268	300	252	273	224	277	251	349	420	259	298
Average Time (days)	130	139	144	132	121	132	139	139	157	153	129	138
<b>Burglary/Theft/Larceny</b>												
50% Cases Resolved by Day	102	110	111	119	113	107	102	117	98	86	99	92
90% Cases Resolved by Day	207	263	322	239	251	284	246	304	300	297	257	239
Average Time (days)	118	132	148	136	135	148	119	150	138	137	127	123
<b>Motor Vehicle Theft</b>												
50% Cases Resolved by Day	62	100	90	125	49	126	83	96	61	80	63	90
90% Cases Resolved by Day	150	152	174	218	156	288	314	179	117	291	209	268
Average Time (days)	72	103	98	129	75	166	128	109	64	133	91	122
<b>Controlled Substance</b>												
50% Cases Resolved by Day	113	111	134	131	146	123	146	118	113	130	124	114
90% Cases Resolved by Day	254	296	364	286	279	378	258	238	209	301	343	269
Average Time (days)	128	151	179	158	152	162	146	126	116	158	162	139
<b>Drug Court (2)</b>												
50% Cases Resolved by Day	510	567	604	537	611	365	544	651	617	545	566	792
90% Cases Resolved by Day	1127	699	947	949	910	600	828	849	884	938	866	959
Average Time (days)	583	575	703	566	650	442	573	621	580	600	595	684
<b>Other</b>												
50% Cases Resolved by Day	107	97	98	102	98	85	98	124	93	104	98	112
90% Cases Resolved by Day	245	288	339	253	252	259	243	289	242	224	332	336
Average Time (days)	129	132	147	118	215	124	127	142	130	131	135	139
<b>Criminal RALJ</b>												
50% Cases Resolved by Day	239	253	304	232	287	306	230	268	263	315	303	259
90% Cases Resolved by Day	350	438	358	306	445	446	289	493	822	591	422	402
Average Time (days)	263	250	288	237	296	297	239	276	387	333	289	258

(\*) The highest crime category in a case's history is used to classify cases. For example, a case charged with homicide at any time during the case's history is reported as a homicide regardless of whether the charge is reduced at resolution.

(\*\*) Due to small number of resolutions in this category, the age statistics for homicides are expected to vary considerably.

Reflects all documents received by 07/15/2016.

(1) "Controlled Substance - Non Drug Court" are drug related cases that have never been accepted into drug court.

(2) "Controlled Substance - Drug Court" are drug related cases that have been formally accepted into drug court (identified by "Order of Participation").

(3) DV Subset includes cases with a DV flag in at least one of the charges within the specific crime category at the time of the reporting.



Table 5. Pending Criminal Cases  
King County Superior Court

Crime Category (*)	Jun 2015	Jul 2015	Aug 2015	Sep 2015	Oct 2015	Nov 2015	Dec 2015	Jan 2016	Feb 2016	Mar 2016	Apr 2016	May 2016	Jun 2016
<b>Total</b>													
Previous Pending	3037	3020	2937	2910	2881	2861	2804	2776	2734	2789	2871	2870	2939
New Filing (+)	590	458	518	525	531	413	491	473	556	658	512	501	605
Resolved (-)	578	567	526	583	546	516	505	522	484	571	449	507	527
<b>End Pending</b>	<b>3020</b>	<b>2937</b>	<b>2910</b>	<b>2881</b>	<b>2861</b>	<b>2804</b>	<b>2776</b>	<b>2734</b>	<b>2789</b>	<b>2871</b>	<b>2870</b>	<b>2939</b>	<b>2980</b>
<b>Homicide</b>													
Previous Pending	57	58	58	57	59	62	61	64	68	65	64	70	70
New Filing (+)	6	3	6	2	4	4	6	2	3	7	6	4	4
Resolved (-)	6	4	5	2	3	6	4	1	3	7	1	5	3
<b>End Pending</b>	<b>58</b>	<b>58</b>	<b>57</b>	<b>59</b>	<b>62</b>	<b>61</b>	<b>64</b>	<b>68</b>	<b>65</b>	<b>64</b>	<b>70</b>	<b>70</b>	<b>72</b>
<b>Sex Crime</b>													
Previous Pending	268	274	264	272	280	276	263	273	249	260	269	271	285
New Filing (+)	37	32	49	40	38	23	42	39	46	53	40	60	36
Resolved (-)	33	46	36	36	38	39	40	51	31	51	34	40	33
<b>End Pending</b>	<b>274</b>	<b>264</b>	<b>272</b>	<b>280</b>	<b>276</b>	<b>263</b>	<b>273</b>	<b>249</b>	<b>260</b>	<b>269</b>	<b>271</b>	<b>285</b>	<b>293</b>
<b>Robbery</b>													
Previous Pending	70	67	60	60	53	64	55	54	49	52	53	62	76
New Filing (+)	18	10	8	12	20	11	18	14	18	16	19	24	22
Resolved (-)	27	23	19	14	11	25	20	12	20	11	8	22	21
<b>End Pending</b>	<b>67</b>	<b>60</b>	<b>60</b>	<b>53</b>	<b>64</b>	<b>55</b>	<b>54</b>	<b>49</b>	<b>52</b>	<b>53</b>	<b>62</b>	<b>76</b>	<b>71</b>
<b>Aggravated Assault</b>													
Previous Pending	454	468	455	493	496	477	447	468	467	492	479	459	463
New Filing (+)	99	120	130	111	107	83	100	99	124	116	102	115	123
Resolved (-)	106	110	83	128	136	113	104	102	79	135	118	122	105
<b>End Pending</b>	<b>468</b>	<b>455</b>	<b>493</b>	<b>496</b>	<b>477</b>	<b>447</b>	<b>468</b>	<b>467</b>	<b>492</b>	<b>479</b>	<b>459</b>	<b>463</b>	<b>476</b>
<b>Burglary/Theft/Larceny</b>													
Previous Pending	795	762	737	688	675	646	657	638	661	688	746	727	760
New Filing (+)	177	119	125	136	139	137	140	137	162	241	148	139	174
Resolved (-)	189	165	181	168	155	144	169	122	144	158	135	127	160
<b>End Pending</b>	<b>762</b>	<b>737</b>	<b>688</b>	<b>675</b>	<b>646</b>	<b>657</b>	<b>638</b>	<b>661</b>	<b>688</b>	<b>746</b>	<b>727</b>	<b>760</b>	<b>771</b>
<b>Motor Vehicle Theft</b>													
Previous Pending	93	79	77	78	69	67	65	56	59	56	60	62	68
New Filing (+)	21	12	20	16	19	8	16	15	18	22	20	17	19
Resolved (-)	24	13	16	29	17	22	14	12	23	9	17	10	21
<b>End Pending</b>	<b>79</b>	<b>77</b>	<b>78</b>	<b>69</b>	<b>67</b>	<b>65</b>	<b>56</b>	<b>59</b>	<b>56</b>	<b>60</b>	<b>62</b>	<b>68</b>	<b>58</b>
<b>Controlled Substance - Non Drug Court (1)</b>													
Previous Pending	445	431	417	390	385	392	387	351	326	340	344	361	329
68 Resolved (-)	76	93	75	69	59	73	64	85	63	80	54	68	71
<b>End Pending</b>	<b>431</b>	<b>417</b>	<b>390</b>	<b>385</b>	<b>392</b>	<b>387</b>	<b>351</b>	<b>326</b>	<b>340</b>	<b>344</b>	<b>361</b>	<b>329</b>	<b>345</b>
<b>Drug Court (2)</b>													
Previous Pending	281	300	300	299	310	314	314	324	302	303	309	311	301
New Filing (+)	28	15	20	21	23	18	25	25	15	21	17	16	15
Resolved (-)	17	15	21	13	21	15	3	39	14	18	14	27	7
<b>End Pending</b>	<b>300</b>	<b>300</b>	<b>299</b>	<b>310</b>	<b>314</b>	<b>314</b>	<b>324</b>	<b>302</b>	<b>303</b>	<b>309</b>	<b>311</b>	<b>301</b>	<b>300</b>
<b>Other</b>													
Previous Pending	432	443	424	416	400	413	396	392	405	384	401	407	454
New Filing (+)	100	80	94	102	113	65	90	88	93	94	98	99	123
Resolved (-)	79	86	79	108	91	74	72	78	94	84	55	75	91
<b>End Pending</b>	<b>443</b>	<b>424</b>	<b>416</b>	<b>400</b>	<b>413</b>	<b>396</b>	<b>392</b>	<b>405</b>	<b>384</b>	<b>401</b>	<b>407</b>	<b>454</b>	<b>463</b>
<b>Criminal RALJ</b>													
Previous Pending	142	138	145	157	154	150	159	156	148	149	146	140	133
New Filing (+)	17	20	23	12	12	15	13	12	11	17	8	3	1
Resolved (-)	21	12	11	16	15	5	15	20	10	18	13	11	15
<b>End Pending</b>	<b>138</b>	<b>145</b>	<b>157</b>	<b>154</b>	<b>150</b>	<b>159</b>	<b>156</b>	<b>148</b>	<b>149</b>	<b>146</b>	<b>140</b>	<b>133</b>	<b>131</b>
<b>Total Pending Caseload</b>													
SEA (%)	57%	57%	56%	56%	56%	57%	59%	58%	58%	59%	60%	60%	
KNT (%)	43%	43%	44%	44%	44%	43%	41%	42%	42%	41%	40%	40%	

(\*) Information from filing to the reporting time is used to determine crime category for pending cases. The category for a case in this table is the highest crime category since filing. For example, a case initially charged with homicide is reported as a homicide regardless of whether or not the charge is reduced since filing. On the other hand, if the charge for a case is upgraded later, then the reporting category in later reports will reflect the upgraded (higher) crime category.

Reflects all documents received by **07/15/2016**. Drug court cases are identified by docket code "ORPAR" (Order for Participation).

Table 6. Age of Pending Criminal Cases  
King County Superior Court

Crime Category (*)	Jun 2015	Jul 2015	Aug 2015	Sep 2015	Oct 2015	Nov 2015	Dec 2015	Jan 2016	Feb 2016	Mar 2016	Apr 2016	May 2016	Jun 2016
<b>Total</b>													
<b>Age (days)</b>													
Median (50 <sup>th</sup> percentile)	98	106	110	107	109	112	114	112	110	100	100	99	101
95 <sup>th</sup> percentile	549	565	567	572	578	594	611	593	594	541	536	534	541
<b># of Cases in Age Interval</b>													
0 - 60 days (0 - 2 months)	1028	923	877	963	922	830	836	833	908	1047	990	941	1013
61-120 days (3 - 4 months)	717	689	698	604	626	650	606	600	588	570	633	722	692
121-180 days (5 - 6 months)	396	445	439	439	422	395	397	402	396	372	369	380	411
181-270 days (7 - 9 months)	351	326	346	356	370	382	379	348	345	343	336	344	319
> 270 days (> 9 months)	528	554	550	519	521	547	558	551	552	539	542	552	545
<b>Homicide</b>													
<b>Age (days)</b>													
Median (50 <sup>th</sup> percentile)	333	344	326	317	322	309	288	293	303	270	246	251	268
95 <sup>th</sup> percentile	1305	1336	1367	1397	1329	1062	1093	1124	1153	921	951	818	848
<b># of Cases in Age Interval</b>													
0 - 60 days (0 - 2 months)	6	8	6	8	9	8	10	8	6	8	12	10	9
61-120 days (3 - 4 months)	5	4	6	7	6	8	8	9	10	8	6	9	11
121-180 days (5 - 6 months)	5	2	5	4	5	7	4	7	8	8	8	7	7
181-270 days (7 - 9 months)	10	12	7	6	5	6	8	6	7	8	10	11	9
> 270 days (> 9 months)	32	32	33	34	37	32	34	38	34	32	34	33	36
<b>Sex Crime</b>													
<b>Age (days)</b>													
Median (50 <sup>th</sup> percentile)	134	129	131	127	124	141	136	144	133	109	110	103	115
95 <sup>th</sup> percentile	530	536	530	554	506	509	499	508	475	477	430	412	422
<b># of Cases in Age Interval</b>													
0 - 60 days (0 - 2 months)	71	70	71	77	63	56	66	58	68	98	91	81	82
61-120 days (3 - 4 months)	58	51	59	60	65	61	55	49	52	42	53	78	80
121-180 days (5 - 6 months)	38	38	44	44	47	47	50	49	43	42	41	42	47
181-270 days (7 - 9 months)	49	47	41	40	43	44	47	43	45	46	44	39	40
> 270 days (> 9 months)	58	58	57	59	58	55	55	50	52	41	42	45	44
<b>Robbery</b>													
<b>Age (days)</b>													
Median (50 <sup>th</sup> percentile)	77	70	71	79	70	81	57	58	51	56	64	54	57
95 <sup>th</sup> percentile	468	287	318	330	341	287	318	286	278	203	233	264	184
<b># of Cases in Age Interval</b>													
0 - 60 days (0 - 2 months)	24	25	25	20	28	24	28	25	28	31	28	40	38
61-120 days (3 - 4 months)	25	17	12	13	16	11	12	11	12	11	20	18	17
121-180 days (5 - 6 months)	7	10	13	11	8	7	5	6	7	7	5	9	12
181-270 days (7 - 9 months)	7	4	4	5	8	10	6	3	2	2	7	7	2
> 270 days (> 9 months)	4	4	6	4	4	3	3	4	3	2	2	2	2
<b>Aggravated Assault</b>													
<b>Age (days)</b>													
Median (50 <sup>th</sup> percentile)	69	79	78	72	79	92	87	89	83	78	82	83	76
95 <sup>th</sup> percentile	401	352	330	289	299	321	352	346	358	444	390	329	333
<b># of Cases in Age Interval</b>													
0 - 60 days (0 - 2 months)	211	185	203	224	194	147	181	185	196	199	173	176	212
61-120 days (3 - 4 months)	114	126	139	120	132	137	101	104	113	119	133	118	101
121-180 days (5 - 6 months)	65	68	68	76	73	76	83	74	72	62	57	76	74
181-270 days (7 - 9 months)	41	38	46	48	47	53	58	55	58	55	55	50	48
> 270 days (> 9 months)	37	38	37	28	31	34	45	49	53	44	41	43	41
<b>Burglary/Theft/Larceny</b>													
<b>Age (days)</b>													
Median (50 <sup>th</sup> percentile)	79	89	97	87	89	84	92	88	78	69	69	77	84
95 <sup>th</sup> percentile	306	332	350	319	321	344	350	346	349	358	452	377	386
<b># of Cases in Age Interval</b>													
0 - 60 days (0 - 2 months)	297	250	229	253	249	245	238	244	276	345	321	296	296
121-180 days (5 - 6 months)	238	226	184	156	149	168	157	165	174	165	174	226	221
61-120 days (3 - 4 months)	106	129	136	124	101	91	88	90	86	98	105	91	109
181-270 days (7 - 9 months)	71	75	81	89	100	94	88	86	75	62	56	71	70
> 270 days (> 9 months)	50	57	58	53	47	59	67	76	77	76	71	76	75

(\*) The highest crime category since filing is used to classify cases. For example, a case initially charged with homicide is reported as a homicide regardless of whether or not the charge is reduced since filing. On the other hand, if the charge for a case is upgraded later, then the reporting category in later reports will reflect the upgraded (higher) crime category.

Reflects all documents received by 07/15/2016.

(1) "Controlled Substance - Non Drug Court" are drug related cases that have never been accepted into drug court.

(2) "Controlled Substance - Drug Court" are drug related cases that have been formally accepted into drug court (identified by "Order of Participation").

Table 6 (cont.). Age of Pending Criminal Cases  
King County Superior Court

Crime Category (*)	Jun 2015	Jul 2015	Aug 2015	Sep 2015	Oct 2015	Nov 2015	Dec 2015	Jan 2016	Feb 2016	Mar 2016	Apr 2016	May 2016	Jun 2016
<b>Motor Vehicle Theft</b>													
<b>Age (days)</b>													
Median (50 <sup>th</sup> percentile)	82	80	95	66	60	77	74	62	60	58	54	60	64
95 <sup>th</sup> percentile	324	355	386	416	255	290	355	327	344	365	230	266	284
<b># of Cases in Age Interval</b>													
0 - 60 days (0 - 2 months)	34	29	29	31	35	23	21	29	28	31	35	34	28
61-120 days (3 - 4 months)	23	19	19	13	10	18	18	14	11	10	13	18	17
121-180 days (5 - 6 months)	12	18	15	11	8	7	4	9	10	9	4	3	4
181-270 days (7 - 9 months)	6	7	11	9	11	9	5	1	3	4	7	10	5
4 > 270 days (> 9 months)	4	4	4	5	3	8	8	6	4	6	3	3	4
<b>Controlled Substance - Non Drug Court<sup>(1)</sup></b>													
<b>Age (days)</b>													
Median (50 <sup>th</sup> percentile)	71	82	96	86	88	83	87	95	89	79	81	90	89
95 <sup>th</sup> percentile	387	409	415	410	369	389	426	446	409	395	347	350	379
<b># of Cases in Age Interval</b>													
0 - 60 days (0 - 2 months)	191	155	126	152	143	144	112	108	130	144	146	102	120
61-120 days (3 - 4 months)	97	118	127	97	104	100	110	104	79	79	90	104	107
121-180 days (5 - 6 months)	51	54	49	62	67	58	58	48	61	45	49	49	56
181-270 days (7 - 9 months)	51	42	39	36	40	42	35	38	39	45	43	37	30
> 270 days (> 9 months)	41	48	49	38	38	43	36	28	31	31	33	37	32
<b>Drug Court<sup>(2)</sup></b>													
<b>Age (days)</b>													
Median (50 <sup>th</sup> percentile)	429	434	428	435	406	418	427	394	389	396	408	418	414
95 <sup>th</sup> percentile	1076	1068	1084	959	1020	1046	895	866	876	897	913	944	922
<b># of Cases in Age Interval</b>													
0 - 60 days (0 - 2 months)	3	4	2	1	3	2	2	3	1	3	1	0	0
61-120 days (3 - 4 months)	17	11	15	14	7	10	17	10	13	10	11	11	11
121-180 days (5 - 6 months)	21	22	23	24	29	22	16	30	26	18	23	18	17
181-270 days (7 - 9 months)	37	32	39	46	46	49	48	42	42	47	40	43	43
> 270 days (> 9 months)	222	231	220	225	229	231	241	217	221	231	236	229	229
<b>Other</b>													
<b>Age (days)</b>													
Median (50 <sup>th</sup> percentile)	93	94	87	86	76	83	83	89	81	77	81	75	72
95 <sup>th</sup> percentile	410	428	421	364	387	411	414	409	392	367	380	349	312
<b># of Cases in Age Interval</b>													
0 - 60 days (0 - 2 months)	156	162	146	163	174	154	150	149	153	161	159	191	212
61-120 days (3 - 4 months)	112	82	101	92	97	103	108	107	96	103	112	114	106
121-180 days (5 - 6 months)	74	79	61	50	49	48	49	63	64	59	50	64	64
181-270 days (7 - 9 months)	49	50	54	52	45	40	42	36	29	37	48	49	45
> 270 days (> 9 months)	52	51	54	43	48	51	43	50	42	41	38	36	36
<b>Criminal RALJ</b>													
<b>Age (days)</b>													
Median (50 <sup>th</sup> percentile)	133	135	124	136	145	152	171	166	188	169	174	191	198
95 <sup>th</sup> percentile	506	520	551	581	612	642	673	704	733	486	473	530	506
<b># of Cases in Age Interval</b>													
0 - 60 days (0 - 2 months)	35	35	40	34	24	27	28	24	22	27	24	11	16
61-120 days (3 - 4 months)	28	35	36	32	40	34	20	27	28	23	21	26	21
121-180 days (5 - 6 months)	17	25	25	33	35	32	40	26	19	24	27	21	21
181-270 days (7 - 9 months)	30	19	24	25	25	35	42	38	45	37	26	27	27
> 270 days (> 9 months)	28	31	32	30	26	31	26	33	35	35	42	48	46

(\*) The highest crime category since filing is used to classify cases. For example, a case initially charged with homicide is reported as a homicide regardless of whether or not the charge is reduced since filing. On the other hand, if the charge for a case is upgraded later, then the reporting category in later reports will reflect the upgraded (higher) crime category.

Reflects all documents received by **07/15/2016**.

(1) "Controlled Substance - Non Drug Court" are drug related cases that have never been accepted into drug court.

(2) "Controlled Substance - Drug Court" are drug related cases that have been formally accepted into drug court (identified by "Order of Participation").

Table 7. Comparison between SEA/KNT: Filings, Resolutions, and Pending Caseload  
King County Superior Court

	Jul 2015	Aug 2015	Sep 2015	Oct 2015	Nov 2015	Dec 2015	Jan 2016	Feb 2016	Mar 2016	Apr 2016	May 2016	Jun 2016 <sup>(1)</sup>
<b>Total Filings</b>												
SEA - # of Cases Filed	264	266	292	294	231	284	284	331	360	306	265	347
KNT - # of Cases Filed	194	252	233	237	182	207	189	225	298	206	236	258
SEA %	58%	51%	56%	55%	56%	58%	60%	59%	55%	60%	53%	57%
KNT %	42%	49%	44%	45%	44%	42%	40%	41%	45%	40%	47%	43%
<b>Total Resolutions</b>												
SEA - # of Cases Resolved	315	262	310	283	255	273	294	273	283	211	257	302
KNT - # of Cases Resolved	237	243	260	242	246	231	189	194	270	224	223	218
SEA - Drug Court Cases Resolved	11	16	12	12	13	3	25	15	13	8	19	5
KNT - Drug Court Cases Resolved	4	5	1	9	2	0	14	2	5	6	8	2
SEA %	56%	50%	53%	52%	49%	53%	56%	56%	50%	47%	51%	57%
KNT %	42%	46%	45%	44%	48%	46%	36%	40%	47%	50%	44%	41%
SEA - Drug Court %	2%	3%	2%	2%	3%	1%	5%	3%	2%	2%	4%	1%
KNT - Drug Court %	1%	1%	0%	2%	0%	0%	3%	1%	1%	1%	2%	0%
<b>Total Pending</b>												
SEA - # of Cases Pending	1471	1435	1406	1379	1378	1397	1361	1392	1471	1511	1566	1571
KNT - # of Cases Pending	1166	1176	1165	1168	1112	1055	1071	1094	1091	1048	1072	1109
SEA - Drug Court Cases Pending	199	205	208	219	212	233	218	216	215	214	209	212
KNT - Drug Court Cases Pending	101	94	102	95	102	91	84	87	94	97	92	88
SEA %	50%	49%	49%	48%	49%	50%	50%	50%	51%	53%	53%	53%
KNT %	40%	40%	40%	41%	40%	38%	39%	39%	38%	37%	36%	37%
SEA - Drug Court %	7%	7%	7%	8%	8%	8%	8%	8%	7%	7%	7%	7%
KNT - Drug Court %	3%	3%	4%	3%	4%	3%	3%	3%	3%	3%	3%	3%

- (1) Reflects all documents received by **07/15/2016**.
- (2) The number of judges does not include RJC chief judge and the criminal chief judge at SEA.

Table 8. Drug Court Statistics

King County Superior Court

Categories	May 2015	Jun 2015	Jul 2015	Aug 2015	Sep 2015	Oct 2015	Oct 2015	Dec 2015	Jan 2016	Feb 2016	Mar 2016	Apr 2016	May 2016	Jun 2016
Referrals - Total	54	56	27	43	48	25	34	28	31	28	23	51	31	56
Directly from PA	37	37	16	24	35	13	22	17	18	17	11	24	10	27
From Mainstream	17	19	11	19	14	12	12	11	13	11	22	27	21	39
Arraignments in Drug Court <sup>(1)</sup>	35	26	22	16	29	24	13	24	13	13	15	16	17	15
GP in Drug Court <sup>(2)</sup>	2	3	1	2	0	0	5	1	1	3	2	0	0	1
Return to mainstream <sup>(3)</sup>	9	17	7	6	17	25	13	8	31	12	13	7	10	12
Opt-in <sup>(4)</sup>	2	28	15	20	21	23	18	25	25	15	21	17	16	15
Graduations <sup>(5)</sup>	14	12	12	17	10	17	12	0	27	14	9	11	22	5
Terminations <sup>(6)</sup>	4	3	3	2	3	4	3	3	12	3	9	3	5	2

- (1) Arraignments held in drug court regardless opt-in status of the cases.
- (2) Guilty pleas entered in drug court before opt-in.
- (3) Referred to drug court but decision by court order to go to mainstream.
- (4) Opt-in reflects the court order of participation.
- (5) Graduations are dismissals of opted-in cases after the completion of program.
- (6) Terminations are cases that fail in drug court.