

King County Superior Court  
Criminal Department Statistical Report

August 2016

Department of Judicial Administration  
Prepared by: Shiquan Liao, Ph.D., Statistician

Release date: September 20, 2016

**Report #: CRM-2016-08**

## Terminology

### **Age of Pending Case**

Time (days) from filing to resolution, less suspense time if applicable.

### **Age of Resolved Case**

Time (days) from filing to resolution, less suspense time if applicable.

### **End Pending**

Number of pending cases at the end of reporting period.

### **Net Change in Pending**

The change in number of pending cases (end pending minus previous pending).

### **Pending Case**

A case is defined as pending if it is unresolved and not on suspense status.

### **Previous Pending**

Number of pending cases at the beginning of reporting period.

### **Reactivated Case**

A case returns to active from suspense status during the reporting period.

### **Resolution**

A case is resolved if all issues in the complaint are fully adjudicated. However, a drug court case is reported as resolved only when dispositive document is also filed (completed).

### **Resolution Category**

Five resolution categories are used to report resolution of criminal cases: jury trial (CVJV, AQJV), non-jury trial (CVCT, AQCT), guilty plea (GP, GPAT, GPJT), dismissal (DSM), and other (all other resolution codes). For criminal RALJ cases, the resolution categories are: RALJ decision (CDTA, CDTM, CDTR), dismissal (DSRM), and others (any other resolution codes).

### **Suspended Case**

A case is placed in suspense status (removing from active) during the reporting period.

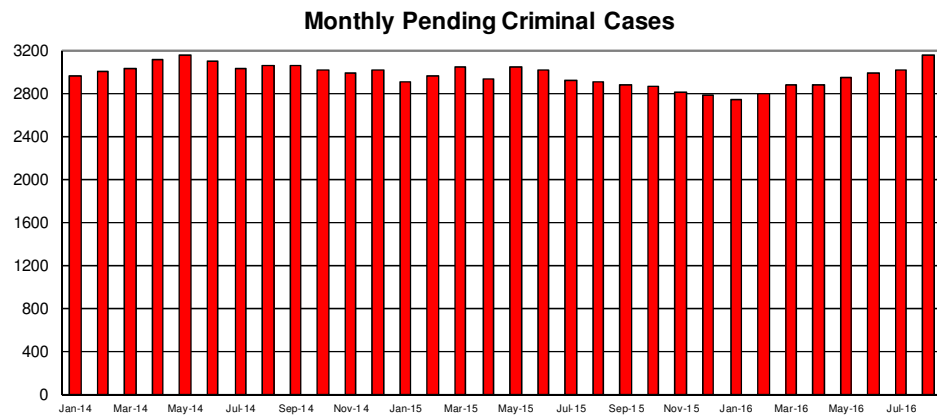
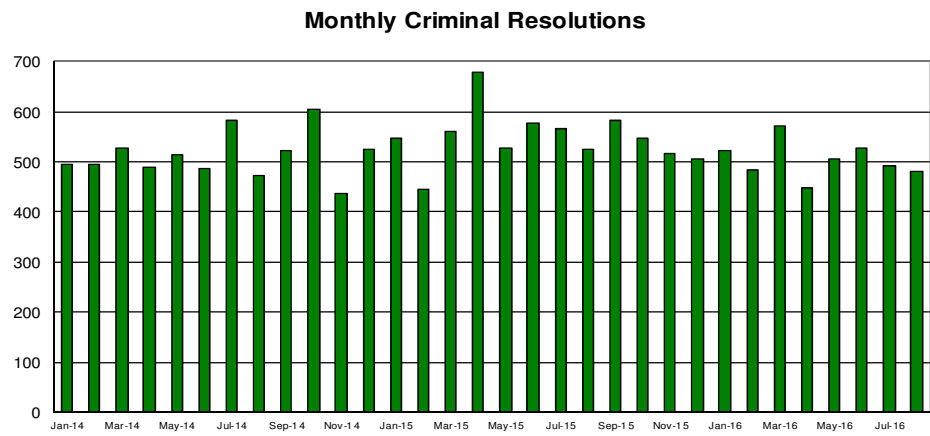
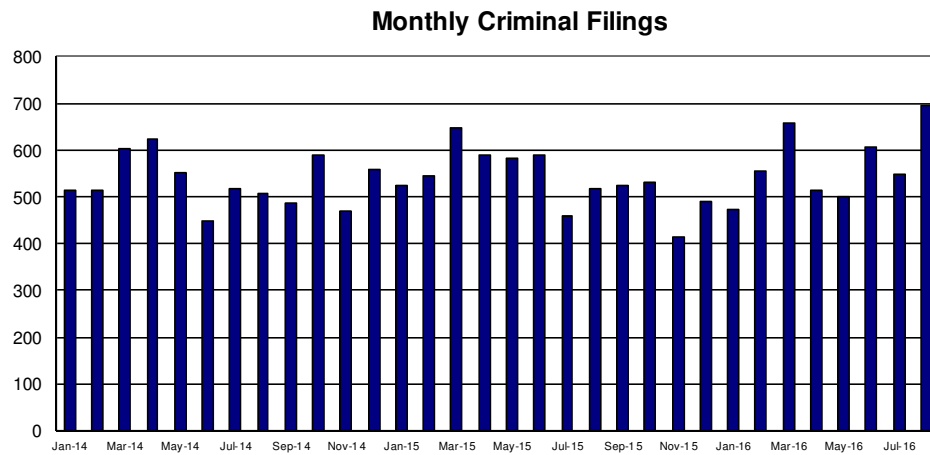
### **Suspense Status**

A case is said to be on suspense status if it is on warrant or appeal.

### **Suspense Time**

Time (days) a case is on suspense status.

Figure 1. Number of Criminal Filings, Resolutions and Pending Caseload by Month



Note: Starting January 2010, RALJ cases are included.

Figure 2. Crime Category as a Percentage of Total Filings by Year

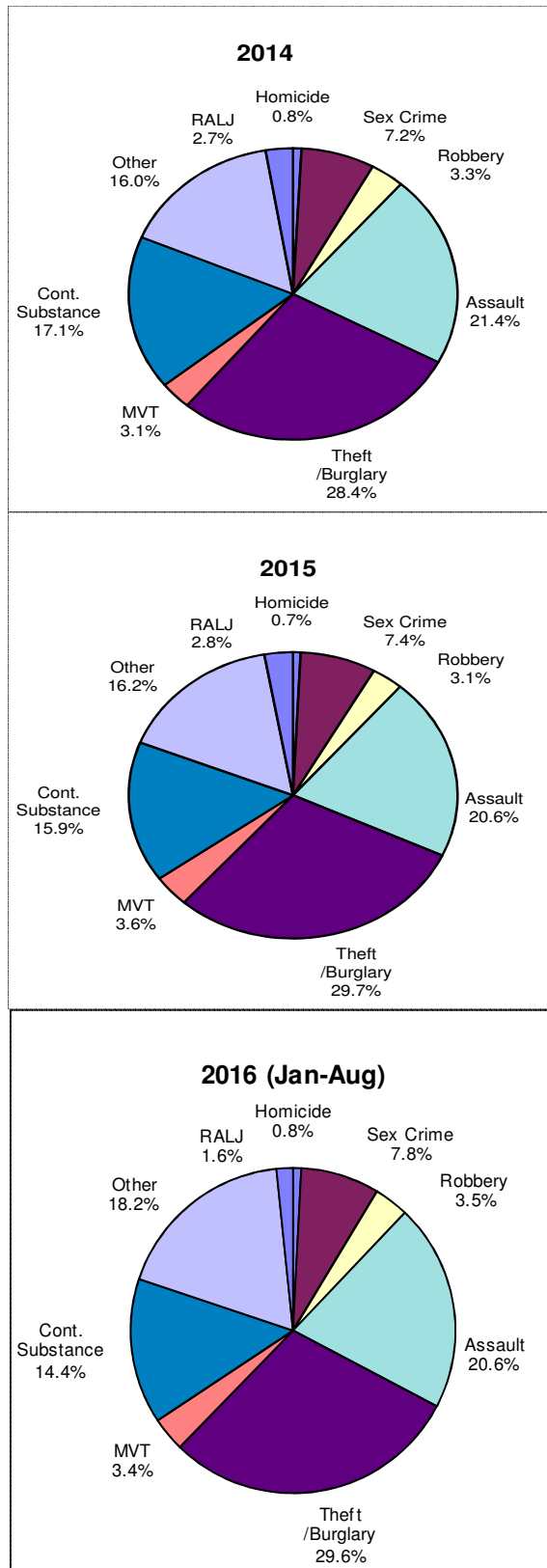


Table 1. Monthly Criminal New Filings by Crime Category (\*)  
King County Superior Court

|                                 | Jan | Feb | Mar | Apr | May | Jun | Jul | Aug | Sep | Oct | Nov | Dec | ADJ <sup>(1)</sup> | Annual |
|---------------------------------|-----|-----|-----|-----|-----|-----|-----|-----|-----|-----|-----|-----|--------------------|--------|
| <b>Total</b>                    |     |     |     |     |     |     |     |     |     |     |     |     |                    |        |
| 2013                            | 514 | 492 | 524 | 536 | 545 | 462 | 502 | 540 | 462 | 597 | 482 | 568 | (+2)               | 6226   |
| 2014                            | 512 | 514 | 604 | 623 | 551 | 449 | 518 | 506 | 487 | 590 | 468 | 558 | (+6)               | 6383   |
| 2015                            | 525 | 544 | 647 | 590 | 582 | 590 | 458 | 518 | 525 | 531 | 413 | 491 | (+4)               | 6418   |
| 2016 <sup>(2)</sup>             | 473 | 556 | 658 | 512 | 501 | 605 | 549 | 695 |     |     |     |     |                    |        |
| <b>Homicide</b>                 |     |     |     |     |     |     |     |     |     |     |     |     |                    |        |
| 2013                            | 3   | 2   | 5   | 3   | 2   | 2   | 4   | 3   | 6   | 6   | 0   | 5   | (+1)               | 42     |
| 2014                            | 3   | 2   | 9   | 4   | 4   | 4   | 11  | 5   | 2   | 1   | 6   | 2   | (-2)               | 51     |
| 2015                            | 4   | 0   | 3   | 5   | 0   | 6   | 3   | 6   | 2   | 4   | 4   | 6   | (+4)               | 47     |
| 2016 <sup>(2)</sup>             | 2   | 3   | 7   | 6   | 4   | 4   | 7   | 4   |     |     |     |     |                    |        |
| <b>Sex Crime</b>                |     |     |     |     |     |     |     |     |     |     |     |     |                    |        |
| 2013                            | 45  | 39  | 79  | 54  | 49  | 27  | 54  | 43  | 19  | 38  | 59  | 51  | (+6)               | 563    |
| 2014                            | 37  | 38  | 52  | 42  | 24  | 36  | 37  | 30  | 49  | 38  | 36  | 43  | (-6)               | 456    |
| 2015                            | 37  | 46  | 42  | 38  | 52  | 37  | 32  | 49  | 40  | 38  | 23  | 42  | (+2)               | 478    |
| 2016 <sup>(2)</sup>             | 39  | 46  | 53  | 40  | 60  | 36  | 42  | 40  |     |     |     |     |                    |        |
| <b>Robbery</b>                  |     |     |     |     |     |     |     |     |     |     |     |     |                    |        |
| 2013                            | 44  | 36  | 33  | 33  | 31  | 40  | 27  | 41  | 48  | 49  | 29  | 34  | (+7)               | 452    |
| 2014                            | 50  | 28  | 26  | 13  | 11  | 9   | 12  | 9   | 14  | 16  | 11  | 13  | (-35)              | 177    |
| 2015                            | 20  | 10  | 20  | 18  | 18  | 18  | 10  | 8   | 12  | 20  | 11  | 18  | (+17)              | 200    |
| 2016 <sup>(2)</sup>             | 14  | 18  | 16  | 19  | 24  | 22  | 22  | 22  |     |     |     |     |                    |        |
| <b>Aggravated Assault</b>       |     |     |     |     |     |     |     |     |     |     |     |     |                    |        |
| 2013                            | 103 | 116 | 102 | 121 | 119 | 76  | 122 | 98  | 103 | 104 | 110 | 104 | (+24)              | 1302   |
| 2014                            | 128 | 109 | 137 | 109 | 113 | 116 | 130 | 121 | 100 | 106 | 87  | 108 | (+29)              | 1393   |
| 2015                            | 107 | 105 | 99  | 115 | 117 | 99  | 120 | 130 | 111 | 107 | 83  | 100 | (+30)              | 1323   |
| 2016 <sup>(2)</sup>             | 99  | 124 | 116 | 102 | 115 | 123 | 120 | 139 |     |     |     |     |                    |        |
| <b>Burglary/Theft /Larceny</b>  |     |     |     |     |     |     |     |     |     |     |     |     |                    |        |
| 2013                            | 139 | 127 | 138 | 162 | 147 | 144 | 148 | 147 | 130 | 167 | 110 | 157 | (+10)              | 1726   |
| 2014                            | 122 | 140 | 162 | 182 | 167 | 109 | 132 | 145 | 148 | 205 | 127 | 172 | (+17)              | 1928   |
| 2015                            | 144 | 159 | 243 | 185 | 165 | 177 | 119 | 125 | 136 | 139 | 137 | 140 | (+34)              | 1903   |
| 2016 <sup>(2)</sup>             | 137 | 162 | 241 | 148 | 139 | 174 | 160 | 184 |     |     |     |     |                    |        |
| <b>Motor Vehicle Theft</b>      |     |     |     |     |     |     |     |     |     |     |     |     |                    |        |
| 2013                            | 17  | 14  | 12  | 15  | 11  | 9   | 16  | 10  | 17  | 19  | 9   | 16  | (-3)               | 162    |
| 2014                            | 13  | 15  | 24  | 23  | 19  | 10  | 16  | 6   | 13  | 16  | 10  | 33  | (+3)               | 201    |
| 2015                            | 22  | 26  | 34  | 21  | 23  | 21  | 12  | 20  | 16  | 19  | 8   | 16  | (-9)               | 229    |
| 2016 <sup>(2)</sup>             | 15  | 18  | 22  | 20  | 17  | 19  | 18  | 26  |     |     |     |     |                    |        |
| <b>Controlled Substance</b>     |     |     |     |     |     |     |     |     |     |     |     |     |                    |        |
| 2013                            | 88  | 69  | 82  | 62  | 95  | 94  | 66  | 86  | 58  | 130 | 82  | 112 | (0)                | 1024   |
| 2014                            | 74  | 87  | 116 | 142 | 104 | 80  | 68  | 84  | 74  | 99  | 81  | 82  | (+7)               | 1098   |
| 2015                            | 77  | 91  | 90  | 110 | 104 | 115 | 62  | 63  | 94  | 79  | 67  | 66  | (+1)               | 1019   |
| 2016 <sup>(2)</sup>             | 67  | 81  | 92  | 71  | 40  | 91  | 82  | 133 |     |     |     |     |                    |        |
| <b>Other</b>                    |     |     |     |     |     |     |     |     |     |     |     |     |                    |        |
| 2013                            | 61  | 77  | 59  | 72  | 71  | 56  | 55  | 88  | 71  | 70  | 70  | 68  | (-44)              | 774    |
| 2014                            | 73  | 77  | 65  | 98  | 100 | 71  | 99  | 85  | 75  | 93  | 96  | 86  | (-8)               | 1010   |
| 2015                            | 111 | 93  | 99  | 84  | 83  | 100 | 80  | 94  | 102 | 113 | 65  | 90  | (-75)              | 1039   |
| 2016 <sup>(2)</sup>             | 88  | 93  | 94  | 98  | 90  | 123 | 92  | 142 |     |     |     |     |                    |        |
| <b>Criminal RALJ</b>            |     |     |     |     |     |     |     |     |     |     |     |     |                    |        |
| 2013                            | 14  | 12  | 14  | 14  | 20  | 14  | 10  | 24  | 10  | 14  | 13  | 21  | (+1)               | 181    |
| 2014                            | 12  | 18  | 13  | 10  | 9   | 14  | 13  | 21  | 12  | 16  | 14  | 19  | (+1)               | 172    |
| 2015                            | 3   | 14  | 17  | 14  | 20  | 17  | 20  | 23  | 12  | 12  | 15  | 13  | (0)                | 180    |
| 2016 <sup>(2)</sup>             | 12  | 11  | 17  | 8   | 3   | 13  | 6   | 5   |     |     |     |     |                    |        |
| <b>KNT Filing as % of Total</b> |     |     |     |     |     |     |     |     |     |     |     |     |                    |        |
| 2013                            | 43% | 46% | 44% | 46% | 46% | 39% | 41% | 35% | 43% | 41% | 38% | 37% |                    | 42%    |
| 2014                            | 46% | 47% | 48% | 47% | 46% | 44% | 43% | 46% | 43% | 50% | 46% | 46% |                    | 45%    |
| 2015                            | 46% | 47% | 48% | 42% | 44% | 44% | 42% | 49% | 44% | 45% | 44% | 42% |                    | 45%    |
| 2016 <sup>(2)</sup>             | 40% | 41% | 45% | 40% | 47% | 43% | 39% | 46% |     |     |     |     |                    |        |

(\*) The highest crime category in a case's history is used to classify cases. For example, a case charged with homicide at any time in the case's history is reported as a homicide regardless of whether the charge is reduced at resolution.

(1) "ADJ" = year-end adjustment.

(2) Reflects all documents received by 09/15/2016.

Table 2. Monthly Criminal Case Resolutions by Crime Category  
King County Superior Court

|  | Jan | Feb | Mar | Apr | May | Jun | Jul | Aug | Sep | Oct | Nov | Dec | ADJ <sup>(1)</sup> | Annual |
|--|-----|-----|-----|-----|-----|-----|-----|-----|-----|-----|-----|-----|--------------------|--------|
| <b>Total</b>                                     |     |     |     |     |     |     |     |     |     |     |     |     |                    |        |
| 2013   | 552 | 484 | 546 | 478 | 533 | 422 | 526 | 551 | 496 | 538 | 418 | 462 | (+13)              | 6019   |
| 2014   | 495 | 495 | 528 | 490 | 513 | 486 | 584 | 474 | 523 | 605 | 437 | 526 | (+11)              | 6167   |
| 2015   | 547 | 445 | 560 | 680 | 529 | 578 | 567 | 526 | 583 | 546 | 516 | 505 | (+7)               | 6589   |
| 2016 <sup>(2)</sup>                              | 522 | 484 | 571 | 449 | 507 | 527 | 491 | 482 |     |     |     |     |                    |        |
| <b>Homicide</b>                                  |     |     |     |     |     |     |     |     |     |     |     |     |                    |        |
| 2013   | 3   | 3   | 3   | 5   | 10  | 7   | 3   | 4   | 2   | 8   | 4   | 8   | (+1)               | 61     |
| 2014   | 2   | 5   | 6   | 6   | 3   | 1   | 3   | 2   | 5   | 2   | 3   | 6   | (+1)               | 45     |
| 2015   | 3   | 2   | 5   | 7   | 5   | 6   | 4   | 5   | 2   | 3   | 6   | 4   | (0)                | 52     |
| 2016 <sup>(2)</sup>                              | 1   | 3   | 7   | 1   | 5   | 3   | 7   | 5   |     |     |     |     |                    |        |
| <b>Sex Crime</b>                                 |     |     |     |     |     |     |     |     |     |     |     |     |                    |        |
| 2013   | 34  | 39  | 39  | 47  | 43  | 36  | 33  | 54  | 45  | 47  | 29  | 27  | (0)                | 473    |
| 2014   | 40  | 47  | 40  | 36  | 50  | 34  | 39  | 34  | 36  | 42  | 20  | 34  | (-1)               | 451    |
| 2015   | 28  | 29  | 36  | 42  | 42  | 33  | 46  | 36  | 36  | 38  | 39  | 40  | (+1)               | 446    |
| 2016 <sup>(2)</sup>                              | 51  | 31  | 51  | 34  | 40  | 33  | 38  | 44  |     |     |     |     |                    |        |
| <b>Robbery</b>                                   |     |     |     |     |     |     |     |     |     |     |     |     |                    |        |
| 2013   | 42  | 30  | 40  | 32  | 36  | 38  | 38  | 35  | 45  | 29  | 39  | 28  | (+1)               | 433    |
| 2014   | 43  | 41  | 41  | 24  | 24  | 17  | 26  | 25  | 15  | 14  | 14  | 23  | (-44)              | 263    |
| 2015   | 15  | 14  | 19  | 13  | 18  | 27  | 23  | 19  | 14  | 11  | 25  | 20  | (+1)               | 219    |
| 2016 <sup>(2)</sup>                              | 12  | 20  | 11  | 8   | 22  | 21  | 29  | 17  |     |     |     |     |                    |        |
| <b>Aggravated Assault</b>                        |     |     |     |     |     |     |     |     |     |     |     |     |                    |        |
| 2013   | 102 | 109 | 132 | 98  | 127 | 86  | 120 | 108 | 97  | 138 | 89  | 83  | (0)                | 1289   |
| 2014   | 101 | 103 | 113 | 112 | 104 | 107 | 125 | 119 | 103 | 153 | 129 | 112 | (+17)              | 1398   |
| 2015   | 126 | 96  | 118 | 136 | 124 | 106 | 110 | 83  | 128 | 136 | 113 | 104 | (+3)               | 1383   |
| 2016 <sup>(2)</sup>                              | 102 | 79  | 135 | 118 | 122 | 105 | 113 | 110 |     |     |     |     |                    |        |
| <b>Burglary/Theft /Larceny</b>                   |     |     |     |     |     |     |     |     |     |     |     |     |                    |        |
| 2013   | 148 | 135 | 137 | 113 | 137 | 106 | 148 | 149 | 136 | 124 | 109 | 127 | (+11)              | 1580   |
| 2014   | 123 | 133 | 150 | 125 | 141 | 122 | 171 | 126 | 171 | 149 | 115 | 145 | (+7)               | 1678   |
| 2015   | 138 | 122 | 176 | 224 | 141 | 189 | 165 | 181 | 168 | 155 | 144 | 169 | (-3)               | 1969   |
| 2016 <sup>(2)</sup>                              | 122 | 144 | 158 | 135 | 127 | 160 | 145 | 146 |     |     |     |     |                    |        |
| <b>Motor Vehicle Theft</b>                       |     |     |     |     |     |     |     |     |     |     |     |     |                    |        |
| 2013   | 15  | 7   | 13  | 12  | 14  | 8   | 13  | 9   | 13  | 14  | 8   | 6   | (0)                | 132    |
| 2014   | 14  | 16  | 8   | 16  | 15  | 28  | 11  | 11  | 13  | 16  | 16  | 13  | (0)                | 177    |
| 2015   | 13  | 21  | 14  | 20  | 19  | 24  | 13  | 16  | 29  | 17  | 22  | 14  | (0)                | 222    |
| 2016 <sup>(2)</sup>                              | 12  | 23  | 9   | 17  | 10  | 21  | 9   | 19  |     |     |     |     |                    |        |
| <b>Controlled Substance<br/>- Non Drug Court</b> |     |     |     |     |     |     |     |     |     |     |     |     |                    |        |
| 2013   | 104 | 61  | 70  | 64  | 75  | 46  | 70  | 74  | 71  | 62  | 49  | 81  | (-2)               | 825    |
| 2014   | 69  | 62  | 74  | 72  | 65  | 73  | 86  | 70  | 81  | 94  | 61  | 83  | (+1)               | 891    |
| 2015   | 85  | 64  | 78  | 116 | 68  | 76  | 93  | 75  | 69  | 59  | 73  | 64  | (0)                | 920    |
| 2016 <sup>(2)</sup>                              | 85  | 63  | 80  | 54  | 68  | 71  | 53  | 54  |     |     |     |     |                    |        |
| <b>Drug Court</b>                                |     |     |     |     |     |     |     |     |     |     |     |     |                    |        |
| 2013   | 21  | 21  | 30  | 27  | 18  | 20  | 24  | 29  | 20  | 27  | 12  | 8   | (0)                | 261    |
| 2014   | 20  | 25  | 14  | 15  | 17  | 22  | 20  | 18  | 14  | 21  | 12  | 8   | (+4)               | 210    |
| 2015   | 30  | 14  | 16  | 13  | 18  | 17  | 15  | 21  | 13  | 21  | 15  | 3   | (+4)               | 200    |
| 2016 <sup>(2)</sup>                              | 39  | 17  | 18  | 14  | 27  | 7   | 19  | 15  |     |     |     |     |                    |        |
| <b>Other</b>                                     |     |     |     |     |     |     |     |     |     |     |     |     |                    |        |
| 2013   | 70  | 66  | 70  | 65  | 62  | 56  | 61  | 71  | 55  | 77  | 59  | 72  | (-5)               | 786    |
| 2014   | 66  | 54  | 67  | 73  | 75  | 64  | 87  | 57  | 72  | 97  | 60  | 94  | (+27)              | 893    |
| 2015   | 90  | 71  | 84  | 91  | 78  | 79  | 86  | 79  | 108 | 91  | 74  | 72  | (+2)               | 1005   |
| 2016 <sup>(2)</sup>                              | 78  | 94  | 84  | 55  | 75  | 91  | 63  | 61  |     |     |     |     |                    |        |
| <b>Criminal RALJ</b>                             |     |     |     |     |     |     |     |     |     |     |     |     |                    |        |
| 2013   | 13  | 13  | 12  | 15  | 11  | 19  | 16  | 18  | 12  | 12  | 20  | 22  | (-4)               | 179    |
| 2014   | 17  | 9   | 15  | 11  | 19  | 18  | 16  | 12  | 13  | 17  | 7   | 8   | (-1)               | 161    |
| 2015   | 19  | 12  | 14  | 18  | 16  | 21  | 12  | 11  | 16  | 15  | 5   | 15  | (-1)               | 173    |
| 2016 <sup>(2)</sup>                              | 20  | 10  | 18  | 13  | 11  | 15  | 15  | 11  |     |     |     |     |                    |        |
| <b>KNT as % of Total</b>                         |     |     |     |     |     |     |     |     |     |     |     |     |                    |        |
| 2013   | 44% | 40% | 46% | 44% | 45% | 38% | 41% | 49% | 42% | 38% | 41% | 41% |                    | 42%    |
| 2014   | 38% | 45% | 40% | 40% | 42% | 49% | 44% | 46% | 49% | 44% | 43% | 43% |                    | 42%    |
| 2015   | 46% | 46% | 52% | 55% | 50% | 52% | 43% | 47% | 45% | 46% | 48% | 46% |                    | 47%    |
| 2016 <sup>(2)</sup>                              | 39% | 41% | 48% | 51% | 46% | 42% | 40% | 43% |     |     |     |     |                    |        |

The highest crime category in a case's history is used to classify cases. For example, a case charged with homicide at any time in the case's history is reported as a homicide regardless of whether the charge is reduced at resolution.

- (1) "ADJ" = year-end adjustment.
- (2) Reflects all documents received by 09/15/2016.
- (3) "Controlled Substance - Non Drug Court" are drug related cases that have never been accepted into drug court.
- (4) "Controlled Substance - Drug Court" are drug related cases that have been formally accepted into drug court (identified by "Order of Participation").

Table 3. Number of Cases Resolved and Resolution Category  
King County Superior Court

| Crime Category (*)   | Sep 2015   | Oct 2015   | Nov 2015   | Dec 2015   | Jan 2016   | Feb 2016   | Mar 2016   | Apr 2016   | May 2016   | Jun 2016   | Jul 2016   | Aug 2016   |
|--|------------|------------|------------|------------|------------|------------|------------|------------|------------|------------|------------|------------|
| <b>Homicide</b>  | <b>2</b>   | <b>3</b>   | <b>6</b>   | <b>4</b>   | <b>1</b>   | <b>3</b>   | <b>7</b>   | <b>1</b>   | <b>5</b>   | <b>3</b>   | <b>7</b>   | <b>5</b>   |
| Resolved by Jury Trial                                     | 0          | 1          | 3          | 0          | 0          | 1          | 2          | 0          | 1          | 2          | 1          | 1          |
| Resolved by Non-Jury Trial                                 | 0          | 0          | 0          | 0          | 0          | 0          | 0          | 0          | 0          | 0          | 1          | 1          |
| Resolved by Guilty Plea                                    | 1          | 2          | 3          | 4          | 1          | 2          | 5          | 1          | 4          | 1          | 5          | 3          |
| Dismissal  | 0          | 0          | 0          | 0          | 0          | 0          | 0          | 0          | 0          | 0          | 0          | 0          |
| Others   | 1          | 0          | 0          | 0          | 0          | 0          | 0          | 0          | 0          | 0          | 0          | 0          |
| <b>Sex Crime</b>   | <b>36</b>  | <b>38</b>  | <b>39</b>  | <b>40</b>  | <b>51</b>  | <b>31</b>  | <b>51</b>  | <b>34</b>  | <b>40</b>  | <b>33</b>  | <b>38</b>  | <b>44</b>  |
| Resolved by Jury Trial                                     | 2          | 3          | 5          | 2          | 4          | 3          | 3          | 1          | 1          | 5          | 3          | 0          |
| Resolved by Non-Jury Trial                                 | 0          | 1          | 0          | 0          | 0          | 0          | 0          | 1          | 1          | 0          | 0          | 0          |
| Resolved by Guilty Plea                                    | 32         | 28         | 32         | 33         | 37         | 24         | 45         | 28         | 36         | 25         | 32         | 38         |
| Dismissal  | 2          | 6          | 2          | 5          | 10         | 4          | 3          | 4          | 2          | 3          | 3          | 6          |
| Others   | 0          | 0          | 0          | 0          | 0          | 0          | 0          | 0          | 0          | 0          | 0          | 0          |
| <b>Robbery</b>   | <b>14</b>  | <b>11</b>  | <b>25</b>  | <b>20</b>  | <b>12</b>  | <b>20</b>  | <b>11</b>  | <b>8</b>   | <b>22</b>  | <b>21</b>  | <b>29</b>  | <b>17</b>  |
| Resolved by Jury Trial                                     | 0          | 0          | 0          | 0          | 0          | 1          | 0          | 0          | 1          | 0          | 0          | 0          |
| Resolved by Non-Jury Trial                                 | 0          | 0          | 0          | 0          | 0          | 0          | 0          | 0          | 0          | 0          | 0          | 0          |
| Resolved by Guilty Plea                                    | 14         | 11         | 24         | 18         | 11         | 17         | 10         | 6          | 17         | 19         | 27         | 14         |
| Dismissal  | 0          | 0          | 1          | 2          | 1          | 2          | 1          | 2          | 4          | 1          | 2          | 2          |
| Others   | 0          | 0          | 0          | 0          | 0          | 0          | 0          | 0          | 0          | 1          | 0          | 1          |
| <b>Aggravated Assault</b>                                  | <b>128</b> | <b>136</b> | <b>113</b> | <b>104</b> | <b>102</b> | <b>79</b>  | <b>135</b> | <b>118</b> | <b>122</b> | <b>105</b> | <b>113</b> | <b>110</b> |
| Resolved by Jury Trial                                     | 5          | 4          | 2          | 8          | 2          | 5          | 12         | 3          | 4          | 3          | 6          | 6          |
| Resolved by Non-Jury Trial                                 | 0          | 1          | 0          | 0          | 2          | 0          | 2          | 1          | 0          | 2          | 3          | 2          |
| Resolved by Guilty Plea                                    | 109        | 111        | 92         | 85         | 79         | 71         | 110        | 97         | 105        | 80         | 6          | 84         |
| Dismissal  | 14         | 19         | 19         | 11         | 18         | 3          | 11         | 17         | 12         | 19         | 18         | 18         |
| Others   | 0          | 1          | 0          | 0          | 1          | 0          | 0          | 0          | 1          | 1          | 0          | 0          |
| <b>Burglary/Theft/Larceny</b>                              | <b>168</b> | <b>155</b> | <b>144</b> | <b>169</b> | <b>122</b> | <b>144</b> | <b>158</b> | <b>135</b> | <b>127</b> | <b>160</b> | <b>145</b> | <b>146</b> |
| Resolved by Jury Trial                                     | 4          | 2          | 6          | 4          | 3          | 4          | 4          | 2          | 6          | 1          | 3          | 1          |
| Resolved by Non-Jury Trial                                 | 1          | 0          | 0          | 0          | 0          | 0          | 0          | 0          | 0          | 1          | 0          | 0          |
| Resolved by Guilty Plea                                    | 152        | 139        | 120        | 155        | 111        | 134        | 141        | 119        | 113        | 146        | 124        | 130        |
| Dismissal  | 11         | 14         | 18         | 10         | 8          | 6          | 13         | 14         | 8          | 12         | 18         | 12         |
| Others   | 0          | 0          | 0          | 0          | 0          | 0          | 0          | 0          | 0          | 0          | 0          | 3          |
| <b>Motor Vehicle Theft</b>                                 | <b>29</b>  | <b>17</b>  | <b>22</b>  | <b>14</b>  | <b>12</b>  | <b>23</b>  | <b>9</b>   | <b>17</b>  | <b>10</b>  | <b>21</b>  | <b>9</b>   | <b>19</b>  |
| Resolved by Jury Trial                                     | 0          | 0          | 0          | 0          | 0          | 0          | 1          | 0          | 0          | 0          | 0          | 0          |
| Resolved by Non-Jury Trial                                 | 0          | 0          | 0          | 0          | 0          | 0          | 0          | 0          | 0          | 0          | 0          | 0          |
| Resolved by Guilty Plea                                    | 27         | 14         | 20         | 13         | 8          | 21         | 6          | 16         | 10         | 20         | 7          | 14         |
| Dismissal  | 2          | 3          | 2          | 1          | 4          | 2          | 2          | 1          | 0          | 1          | 2          | 5          |
| Others   | 0          | 0          | 0          | 0          | 0          | 0          | 0          | 0          | 0          | 0          | 0          | 0          |
| <b>Controlled Substance - Non Drug Court<sup>(1)</sup></b> | <b>69</b>  | <b>59</b>  | <b>73</b>  | <b>64</b>  | <b>85</b>  | <b>63</b>  | <b>80</b>  | <b>54</b>  | <b>68</b>  | <b>71</b>  | <b>53</b>  | <b>54</b>  |
| Resolved by Jury Trial                                     | 1          | 0          | 0          | 1          | 1          | 2          | 3          | 0          | 0          | 2          | 0          | 0          |
| Resolved by Non-Jury Trial                                 | 0          | 0          | 0          | 0          | 1          | 0          | 0          | 0          | 3          | 1          | 0          | 0          |
| Resolved by Guilty Plea                                    | 54         | 44         | 59         | 57         | 75         | 52         | 68         | 48         | 52         | 56         | 44         | 47         |
| Dismissal  | 13         | 15         | 14         | 6          | 8          | 9          | 9          | 6          | 10         | 12         | 9          | 7          |
| Others   | 1          | 0          | 0          | 0          | 0          | 0          | 0          | 0          | 3          | 0          | 0          | 0          |
| <b>Drug Court<sup>(2)</sup></b>                            | <b>13</b>  | <b>21</b>  | <b>15</b>  | <b>3</b>   | <b>39</b>  | <b>17</b>  | <b>18</b>  | <b>14</b>  | <b>27</b>  | <b>7</b>   | <b>19</b>  | <b>15</b>  |
| Resolved by Non-Jury Trial                                 | 3          | 1          | 1          | 2          | 3          | 2          | 4          | 1          | 2          | 0          | 1          | 3          |
| Resolved by Guilty Plea                                    | 0          | 3          | 2          | 1          | 9          | 1          | 5          | 2          | 3          | 2          | 4          | 4          |
| Dismissal  | 10         | 17         | 12         | 0          | 27         | 14         | 9          | 11         | 11         | 5          | 14         | 8          |
| Others   | 0          | 0          | 0          | 0          | 0          | 0          | 0          | 0          | 0          | 0          | 0          | 0          |
| <b>Other</b>   | <b>108</b> | <b>91</b>  | <b>74</b>  | <b>72</b>  | <b>78</b>  | <b>94</b>  | <b>84</b>  | <b>55</b>  | <b>75</b>  | <b>91</b>  | <b>63</b>  | <b>61</b>  |
| Resolved by Jury Trial                                     | 3          | 5          | 2          | 2          | 2          | 7          | 6          | 0          | 1          | 0          | 2          | 2          |
| Resolved by Non-Jury Trial                                 | 0          | 0          | 0          | 1          | 2          | 0          | 0          | 0          | 2          | 0          | 2          | 0          |
| Resolved by Guilty Plea                                    | 79         | 61         | 52         | 52         | 63         | 67         | 60         | 41         | 57         | 67         | 42         | 42         |
| Dismissal  | 23         | 24         | 19         | 14         | 9          | 20         | 18         | 14         | 15         | 21         | 13         | 15         |
| Others   | 3          | 1          | 1          | 3          | 2          | 0          | 0          | 0          | 0          | 3          | 4          | 2          |
| <b>Criminal RALJ</b>                                       | <b>16</b>  | <b>15</b>  | <b>5</b>   | <b>15</b>  | <b>20</b>  | <b>10</b>  | <b>18</b>  | <b>13</b>  | <b>11</b>  | <b>15</b>  | <b>15</b>  | <b>11</b>  |
| RALJ Decision  | 11         | 9          | 3          | 7          | 16         | 4          | 8          | 12         | 8          | 11         | 13         | 6          |
| Dismissal  | 4          | 6          | 2          | 8          | 4          | 5          | 8          | 1          | 2          | 2          | 1          | 3          |
| Others   | 1          | 0          | 0          | 0          | 0          | 1          | 2          | 0          | 1          | 2          | 1          | 2          |

(\*) The highest crime category in a case's history is used to classify cases.

Reflects all documents received by **09/15/2016**.

(1) "Controlled Substance - Non Drug Court" are drug related cases that have never been accepted into drug court.

(2) "Controlled Substance - Drug Court" are drug related cases that have been formally accepted into drug court (identified by "Order of Participation").

(3) DV Subset includes cases with a DV flag in at least one of the charges within the specific crime category at the time of the reporting.

Table 4. Age (days) of Resolved Cases  
King County Superior Court

| Crime Category (*)            | Sep 2015 | Oct 2015 | Nov 2015 | Dec 2015 | Jan 2016 | Feb 2016 | Mar 2016 | Apr 2016 | May 2016 | Jun 2016 | Jul 2016 | Aug 2016 |
|-------------------------------|----------|----------|----------|----------|----------|----------|----------|----------|----------|----------|----------|----------|
| <b>Homicide (**)</b>          |          |          |          |          |          |          |          |          |          |          |          |          |
| 50% Cases Resolved by Day     | 806      | 464      | 460      | 193      | 545      | 610      | 718      | 316      | 401      | 237      | 729      | 223      |
| 90% Cases Resolved by Day     | 1147     | 733      | 1332     | 727      | 545      | 1104     | 2098     | 316      | 1636     | 500      | 1296     | 720      |
| Average Time (days)           | 806      | 460      | 643      | 310      | 545      | 625      | 826      | 316      | 541      | 319      | 547      | 286      |
| <b>Sex Crime</b>              |          |          |          |          |          |          |          |          |          |          |          |          |
| 50% Cases Resolved by Day     | 191      | 159      | 173      | 156      | 195      | 208      | 198      | 218      | 207      | 183      | 153      | 172      |
| 90% Cases Resolved by Day     | 320      | 560      | 386      | 317      | 498      | 490      | 455      | 498      | 327      | 412      | 391      | 393      |
| Average Time (days)           | 198      | 230      | 184      | 198      | 239      | 246      | 243      | 251      | 193      | 205      | 180      | 200      |
| <b>Robbery</b>                |          |          |          |          |          |          |          |          |          |          |          |          |
| 50% Cases Resolved by Day     | 76       | 177      | 91       | 102      | 125      | 91       | 88       | 60       | 87       | 132      | 89       | 102      |
| 90% Cases Resolved by Day     | 281      | 265      | 365      | 245      | 209      | 302      | 245      | 187      | 219      | 242      | 207      | 165      |
| Average Time (days)           | 128      | 160      | 131      | 141      | 125      | 160      | 111      | 81       | 100      | 143      | 107      | 97       |
| <b>Aggravated Assault</b>     |          |          |          |          |          |          |          |          |          |          |          |          |
| 50% Cases Resolved by Day     | 109      | 98       | 89       | 109      | 107      | 135      | 109      | 113      | 90       | 115      | 96       | 103      |
| 90% Cases Resolved by Day     | 300      | 252      | 273      | 224      | 277      | 251      | 349      | 420      | 259      | 298      | 231      | 256      |
| Average Time (days)           | 144      | 132      | 121      | 132      | 139      | 139      | 157      | 153      | 129      | 138      | 117      | 142      |
| <b>Burglary/Theft/Larceny</b> |          |          |          |          |          |          |          |          |          |          |          |          |
| 50% Cases Resolved by Day     | 111      | 119      | 113      | 107      | 102      | 117      | 98       | 86       | 99       | 92       | 86       | 111      |
| 90% Cases Resolved by Day     | 322      | 239      | 251      | 284      | 246      | 304      | 300      | 297      | 257      | 239      | 188      | 239      |
| Average Time (days)           | 148      | 136      | 135      | 148      | 119      | 150      | 138      | 137      | 127      | 123      | 102      | 136      |
| <b>Motor Vehicle Theft</b>    |          |          |          |          |          |          |          |          |          |          |          |          |
| 50% Cases Resolved by Day     | 90       | 125      | 49       | 126      | 83       | 96       | 61       | 80       | 63       | 90       | 79       | 78       |
| 90% Cases Resolved by Day     | 174      | 218      | 156      | 288      | 314      | 179      | 117      | 291      | 209      | 268      | 125      | 150      |
| Average Time (days)           | 98       | 129      | 75       | 166      | 128      | 109      | 64       | 133      | 91       | 122      | 82       | 76       |
| <b>Controlled Substance</b>   |          |          |          |          |          |          |          |          |          |          |          |          |
| 50% Cases Resolved by Day     | 134      | 131      | 146      | 123      | 146      | 118      | 113      | 130      | 124      | 114      | 103      | 122      |
| 90% Cases Resolved by Day     | 364      | 286      | 279      | 378      | 258      | 238      | 209      | 301      | 343      | 269      | 180      | 294      |
| Average Time (days)           | 179      | 158      | 152      | 162      | 146      | 126      | 116      | 158      | 162      | 139      | 116      | 140      |
| <b>Drug Court (2)</b>         |          |          |          |          |          |          |          |          |          |          |          |          |
| 50% Cases Resolved by Day     | 604      | 537      | 611      | 365      | 544      | 651      | 617      | 545      | 566      | 792      | 573      | 525      |
| 90% Cases Resolved by Day     | 947      | 949      | 910      | 600      | 828      | 849      | 884      | 938      | 866      | 959      | 818      | 994      |
| Average Time (days)           | 703      | 566      | 650      | 442      | 573      | 621      | 580      | 600      | 595      | 684      | 611      | 590      |
| <b>Other</b>                  |          |          |          |          |          |          |          |          |          |          |          |          |
| 50% Cases Resolved by Day     | 98       | 102      | 98       | 85       | 98       | 124      | 93       | 104      | 98       | 112      | 78       | 99       |
| 90% Cases Resolved by Day     | 339      | 253      | 252      | 259      | 243      | 289      | 242      | 224      | 332      | 336      | 267      | 290      |
| Average Time (days)           | 147      | 118      | 215      | 124      | 127      | 142      | 130      | 131      | 135      | 139      | 111      | 158      |
| <b>Criminal RALJ</b>          |          |          |          |          |          |          |          |          |          |          |          |          |
| 50% Cases Resolved by Day     | 304      | 232      | 287      | 306      | 230      | 268      | 263      | 315      | 303      | 259      | 333      | 245      |
| 90% Cases Resolved by Day     | 358      | 306      | 445      | 446      | 289      | 493      | 822      | 591      | 422      | 402      | 457      | 327      |
| Average Time (days)           | 288      | 237      | 296      | 297      | 239      | 276      | 387      | 333      | 289      | 258      | 330      | 260      |

(\*) The highest crime category in a case's history is used to classify cases. For example, a case charged with homicide at any time during the case's history is reported as a homicide regardless of whether the charge is reduced at resolution.

(\*\*) Due to small number of resolutions in this category, the age statistics for homicides are expected to vary considerably.

Reflects all documents received by 09/15/2016.

(1) "Controlled Substance - Non Drug Court" are drug related cases that have never been accepted into drug court.

(2) "Controlled Substance - Drug Court" are drug related cases that have been formally accepted into drug court (identified by "Order of Participation").

(3) DV Subset includes cases with a DV flag in at least one of the charges within the specific crime category at the time of the reporting.



Table 5. Pending Criminal Cases  
King County Superior Court

| Crime Category (*)                               | Aug 2015    | Sep 2015    | Oct 2015    | Nov 2015    | Dec 2015    | Jan 2016    | Feb 2016    | Mar 2016    | Apr 2016    | May 2016    | Jun 2016    | Jul 2016    | Aug 2016    |
|--|-------------|-------------|-------------|-------------|-------------|-------------|-------------|-------------|-------------|-------------|-------------|-------------|-------------|
| <b>Total</b>                                     |             |             |             |             |             |             |             |             |             |             |             |             |             |
| Previous Pending                                 | 2937        | 2910        | 2881        | 2861        | 2804        | 2776        | 2734        | 2789        | 2871        | 2870        | 2939        | 2980        | 3017        |
| New Filing (+)                                   | 518         | 525         | 531         | 413         | 491         | 473         | 556         | 658         | 512         | 501         | 605         | 549         | 695         |
| Resolved (-)                                     | 526         | 583         | 546         | 516         | 505         | 522         | 484         | 571         | 449         | 507         | 527         | 491         | 482         |
| <b>End Pending</b>                               | <b>2910</b> | <b>2881</b> | <b>2861</b> | <b>2804</b> | <b>2776</b> | <b>2734</b> | <b>2789</b> | <b>2871</b> | <b>2870</b> | <b>2939</b> | <b>2980</b> | <b>3017</b> | <b>3152</b> |
| <b>Homicide</b>                                  |             |             |             |             |             |             |             |             |             |             |             |             |             |
| Previous Pending                                 | 58          | 57          | 59          | 62          | 61          | 64          | 68          | 65          | 64          | 70          | 70          | 72          | 69          |
| New Filing (+)                                   | 6           | 2           | 4           | 4           | 6           | 2           | 3           | 7           | 6           | 4           | 4           | 7           | 4           |
| Resolved (-)                                     | 5           | 2           | 3           | 6           | 4           | 1           | 3           | 7           | 1           | 5           | 3           | 7           | 5           |
| <b>End Pending</b>                               | <b>57</b>   | <b>59</b>   | <b>62</b>   | <b>61</b>   | <b>64</b>   | <b>68</b>   | <b>65</b>   | <b>64</b>   | <b>70</b>   | <b>70</b>   | <b>72</b>   | <b>69</b>   | <b>70</b>   |
| <b>Sex Crime</b>                                 |             |             |             |             |             |             |             |             |             |             |             |             |             |
| Previous Pending                                 | 264         | 272         | 280         | 276         | 263         | 273         | 249         | 260         | 269         | 271         | 285         | 293         | 295         |
| New Filing (+)                                   | 49          | 40          | 38          | 23          | 42          | 39          | 46          | 53          | 40          | 60          | 36          | 42          | 40          |
| Resolved (-)                                     | 36          | 36          | 38          | 39          | 40          | 51          | 31          | 51          | 34          | 40          | 33          | 38          | 44          |
| <b>End Pending</b>                               | <b>272</b>  | <b>280</b>  | <b>276</b>  | <b>263</b>  | <b>273</b>  | <b>249</b>  | <b>260</b>  | <b>269</b>  | <b>271</b>  | <b>285</b>  | <b>293</b>  | <b>295</b>  | <b>293</b>  |
| <b>Robbery</b>                                   |             |             |             |             |             |             |             |             |             |             |             |             |             |
| Previous Pending                                 | 60          | 60          | 53          | 64          | 55          | 54          | 49          | 52          | 53          | 62          | 76          | 71          | 72          |
| New Filing (+)                                   | 8           | 12          | 20          | 11          | 18          | 14          | 18          | 16          | 19          | 24          | 22          | 22          | 22          |
| Resolved (-)                                     | 19          | 14          | 11          | 25          | 20          | 12          | 20          | 11          | 8           | 22          | 21          | 29          | 17          |
| <b>End Pending</b>                               | <b>60</b>   | <b>53</b>   | <b>64</b>   | <b>55</b>   | <b>54</b>   | <b>49</b>   | <b>52</b>   | <b>53</b>   | <b>62</b>   | <b>76</b>   | <b>71</b>   | <b>72</b>   | <b>74</b>   |
| <b>Aggravated Assault</b>                        |             |             |             |             |             |             |             |             |             |             |             |             |             |
| Previous Pending                                 | 455         | 493         | 496         | 477         | 447         | 468         | 467         | 492         | 479         | 459         | 463         | 476         | 476         |
| New Filing (+)                                   | 130         | 111         | 107         | 83          | 100         | 99          | 124         | 116         | 102         | 115         | 123         | 120         | 139         |
| Resolved (-)                                     | 83          | 128         | 136         | 113         | 104         | 102         | 79          | 135         | 118         | 122         | 105         | 113         | 110         |
| <b>End Pending</b>                               | <b>493</b>  | <b>496</b>  | <b>477</b>  | <b>447</b>  | <b>468</b>  | <b>467</b>  | <b>492</b>  | <b>479</b>  | <b>459</b>  | <b>463</b>  | <b>476</b>  | <b>476</b>  | <b>501</b>  |
| <b>Burglary/Theft/Larceny</b>                    |             |             |             |             |             |             |             |             |             |             |             |             |             |
| Previous Pending                                 | 737         | 688         | 675         | 646         | 657         | 638         | 661         | 688         | 746         | 727         | 760         | 771         | 776         |
| New Filing (+)                                   | 125         | 136         | 139         | 137         | 140         | 137         | 162         | 241         | 148         | 139         | 174         | 160         | 184         |
| Resolved (-)                                     | 181         | 168         | 155         | 144         | 169         | 122         | 144         | 158         | 135         | 127         | 160         | 145         | 146         |
| <b>End Pending</b>                               | <b>688</b>  | <b>675</b>  | <b>646</b>  | <b>657</b>  | <b>638</b>  | <b>661</b>  | <b>688</b>  | <b>746</b>  | <b>727</b>  | <b>760</b>  | <b>771</b>  | <b>776</b>  | <b>774</b>  |
| <b>Motor Vehicle Theft</b>                       |             |             |             |             |             |             |             |             |             |             |             |             |             |
| Previous Pending                                 | 77          | 78          | 69          | 67          | 65          | 56          | 59          | 56          | 60          | 62          | 68          | 58          | 69          |
| New Filing (+)                                   | 20          | 16          | 19          | 8           | 16          | 15          | 18          | 22          | 20          | 17          | 19          | 18          | 26          |
| Resolved (-)                                     | 16          | 29          | 17          | 22          | 14          | 12          | 23          | 9           | 17          | 10          | 21          | 9           | 19          |
| <b>End Pending</b>                               | <b>78</b>   | <b>69</b>   | <b>67</b>   | <b>65</b>   | <b>56</b>   | <b>59</b>   | <b>56</b>   | <b>60</b>   | <b>62</b>   | <b>68</b>   | <b>58</b>   | <b>69</b>   | <b>76</b>   |
| <b>Controlled Substance - Non Drug Court (1)</b> |             |             |             |             |             |             |             |             |             |             |             |             |             |
| Previous Pending                                 | 417         | 390         | 385         | 392         | 387         | 351         | 326         | 340         | 344         | 361         | 329         | 345         | 348         |
| Resolved (-)                                     | 75          | 69          | 59          | 73          | 64          | 85          | 63          | 80          | 54          | 68          | 71          | 53          | 54          |
| <b>End Pending</b>                               | <b>390</b>  | <b>385</b>  | <b>392</b>  | <b>387</b>  | <b>351</b>  | <b>326</b>  | <b>340</b>  | <b>344</b>  | <b>361</b>  | <b>329</b>  | <b>345</b>  | <b>348</b>  | <b>382</b>  |
| <b>Drug Court (2)</b>                            |             |             |             |             |             |             |             |             |             |             |             |             |             |
| Previous Pending                                 | 300         | 299         | 310         | 314         | 314         | 324         | 302         | 303         | 309         | 311         | 301         | 300         | 307         |
| New Filing (+)                                   | 20          | 21          | 23          | 18          | 25          | 25          | 15          | 21          | 17          | 16          | 15          | 27          | 31          |
| Resolved (-)                                     | 21          | 13          | 21          | 15          | 3           | 39          | 14          | 18          | 14          | 27          | 7           | 19          | 15          |
| <b>End Pending</b>                               | <b>299</b>  | <b>310</b>  | <b>314</b>  | <b>314</b>  | <b>324</b>  | <b>302</b>  | <b>303</b>  | <b>309</b>  | <b>311</b>  | <b>301</b>  | <b>300</b>  | <b>307</b>  | <b>326</b>  |
| <b>Other</b>                                     |             |             |             |             |             |             |             |             |             |             |             |             |             |
| Previous Pending                                 | 424         | 416         | 400         | 413         | 396         | 392         | 405         | 384         | 401         | 407         | 454         | 463         | 482         |
| New Filing (+)                                   | 94          | 102         | 113         | 65          | 90          | 88          | 93          | 94          | 98          | 99          | 123         | 92          | 142         |
| Resolved (-)                                     | 79          | 108         | 91          | 74          | 72          | 78          | 94          | 84          | 55          | 75          | 91          | 63          | 61          |
| <b>End Pending</b>                               | <b>416</b>  | <b>400</b>  | <b>413</b>  | <b>396</b>  | <b>392</b>  | <b>405</b>  | <b>384</b>  | <b>401</b>  | <b>407</b>  | <b>454</b>  | <b>463</b>  | <b>482</b>  | <b>538</b>  |
| <b>Criminal RALJ</b>                             |             |             |             |             |             |             |             |             |             |             |             |             |             |
| Previous Pending                                 | 145         | 157         | 154         | 150         | 159         | 156         | 148         | 149         | 146         | 140         | 133         | 131         | 123         |
| New Filing (+)                                   | 23          | 12          | 12          | 15          | 13          | 12          | 11          | 17          | 8           | 3           | 1           | 6           | 5           |
| Resolved (-)                                     | 11          | 16          | 15          | 5           | 15          | 20          | 10          | 18          | 13          | 11          | 15          | 15          | 11          |
| <b>End Pending</b>                               | <b>157</b>  | <b>154</b>  | <b>150</b>  | <b>159</b>  | <b>156</b>  | <b>148</b>  | <b>149</b>  | <b>146</b>  | <b>140</b>  | <b>133</b>  | <b>131</b>  | <b>123</b>  | <b>118</b>  |
| <b>Total Pending Caseload</b>                    |             |             |             |             |             |             |             |             |             |             |             |             |             |
| SEA (%)  | 56%         | 56%         | 56%         | 57%         | 59%         | 58%         | 58%         | 59%         | 60%         | 60%         | 60%         | 60%         | 60%         |
| KNT (%)  | 44%         | 44%         | 44%         | 43%         | 41%         | 42%         | 42%         | 41%         | 40%         | 40%         | 40%         | 40%         | 40%         |

(\*) Information from filing to the reporting time is used to determine crime category for pending cases. The category for a case in this table is the highest crime category since filing. For example, a case initially charged with homicide is reported as a homicide regardless of whether or not the charge is reduced since filing. On the other hand, if the charge for a case is upgraded later, then the reporting category in later reports will reflect the upgraded (higher) crime category.

Reflects all documents received by 09/15/2016. Drug court cases are identified by docket code "ORPAR" (Order for Participation).

Table 6. Age of Pending Criminal Cases  
King County Superior Court

| Crime Category (*)                   | Aug 2015 | Sep 2015 | Oct 2015 | Nov 2015 | Dec 2015 | Jan 2016 | Feb 2016 | Mar 2016 | Apr 2016 | May 2016 | Jun 2016 | Jul 2016 | Aug 2016 |
|--------------------------------------|----------|----------|----------|----------|----------|----------|----------|----------|----------|----------|----------|----------|----------|
| <b>Total</b>                         |          |          |          |          |          |          |          |          |          |          |          |          |          |
| <b>Age (days)</b>                    |          |          |          |          |          |          |          |          |          |          |          |          |          |
| Median (50 <sup>th</sup> percentile) | 110      | 107      | 109      | 112      | 114      | 112      | 110      | 100      | 100      | 99       | 101      | 109      | 108      |
| 95 <sup>th</sup> percentile          | 567      | 572      | 578      | 594      | 611      | 593      | 594      | 541      | 536      | 534      | 541      | 544      | 541      |
| <b># of Cases in Age Interval</b>    |          |          |          |          |          |          |          |          |          |          |          |          |          |
| 0 - 60 days (0 - 2 months)           | 877      | 963      | 922      | 830      | 836      | 833      | 908      | 1047     | 990      | 941      | 1013     | 943      | 1037     |
| 61-120 days (3 - 4 months)           | 698      | 604      | 626      | 650      | 606      | 600      | 588      | 570      | 633      | 722      | 692      | 674      | 676      |
| 121-180 days (5 - 6 months)          | 439      | 439      | 422      | 395      | 397      | 402      | 396      | 372      | 369      | 380      | 411      | 478      | 474      |
| 181-270 days (7 - 9 months)          | 346      | 356      | 370      | 382      | 379      | 348      | 345      | 343      | 336      | 344      | 319      | 359      | 367      |
| > 270 days (> 9 months)              | 550      | 519      | 521      | 547      | 558      | 551      | 552      | 539      | 542      | 552      | 545      | 563      | 598      |
| <b>Homicide</b>                      |          |          |          |          |          |          |          |          |          |          |          |          |          |
| <b>Age (days)</b>                    |          |          |          |          |          |          |          |          |          |          |          |          |          |
| Median (50 <sup>th</sup> percentile) | 326      | 317      | 322      | 309      | 288      | 293      | 303      | 270      | 246      | 251      | 268      | 272      | 271      |
| 95 <sup>th</sup> percentile          | 1367     | 1397     | 1329     | 1062     | 1093     | 1124     | 1153     | 921      | 951      | 818      | 848      | 746      | 694      |
| <b># of Cases in Age Interval</b>    |          |          |          |          |          |          |          |          |          |          |          |          |          |
| 0 - 60 days (0 - 2 months)           | 6        | 8        | 9        | 8        | 10       | 8        | 6        | 8        | 12       | 10       | 9        | 7        | 12       |
| 61-120 days (3 - 4 months)           | 6        | 7        | 6        | 8        | 8        | 9        | 10       | 8        | 6        | 9        | 11       | 10       | 6        |
| 121-180 days (5 - 6 months)          | 5        | 4        | 5        | 7        | 4        | 7        | 8        | 8        | 8        | 7        | 7        | 7        | 9        |
| 181-270 days (7 - 9 months)          | 7        | 6        | 5        | 6        | 8        | 6        | 7        | 8        | 10       | 11       | 9        | 10       | 8        |
| > 270 days (> 9 months)              | 33       | 34       | 37       | 32       | 34       | 38       | 34       | 32       | 34       | 33       | 36       | 35       | 35       |
| <b>Sex Crime</b>                     |          |          |          |          |          |          |          |          |          |          |          |          |          |
| <b>Age (days)</b>                    |          |          |          |          |          |          |          |          |          |          |          |          |          |
| Median (50 <sup>th</sup> percentile) | 131      | 127      | 124      | 141      | 136      | 144      | 133      | 109      | 110      | 103      | 115      | 130      | 128      |
| 95 <sup>th</sup> percentile          | 530      | 554      | 506      | 509      | 499      | 508      | 475      | 477      | 430      | 412      | 422      | 433      | 422      |
| <b># of Cases in Age Interval</b>    |          |          |          |          |          |          |          |          |          |          |          |          |          |
| 0 - 60 days (0 - 2 months)           | 71       | 77       | 63       | 56       | 66       | 58       | 68       | 98       | 91       | 81       | 82       | 68       | 78       |
| 61-120 days (3 - 4 months)           | 59       | 60       | 65       | 61       | 55       | 49       | 52       | 42       | 53       | 78       | 80       | 70       | 64       |
| 121-180 days (5 - 6 months)          | 44       | 44       | 47       | 47       | 50       | 49       | 43       | 42       | 41       | 42       | 47       | 66       | 61       |
| 181-270 days (7 - 9 months)          | 41       | 40       | 43       | 44       | 47       | 43       | 45       | 46       | 44       | 39       | 40       | 45       | 42       |
| > 270 days (> 9 months)              | 57       | 59       | 58       | 55       | 55       | 50       | 52       | 41       | 42       | 45       | 44       | 46       | 48       |
| <b>Robbery</b>                       |          |          |          |          |          |          |          |          |          |          |          |          |          |
| <b>Age (days)</b>                    |          |          |          |          |          |          |          |          |          |          |          |          |          |
| Median (50 <sup>th</sup> percentile) | 71       | 79       | 70       | 81       | 57       | 58       | 51       | 56       | 64       | 54       | 57       | 74       | 70       |
| 95 <sup>th</sup> percentile          | 318      | 330      | 341      | 287      | 318      | 286      | 278      | 203      | 233      | 264      | 184      | 215      | 246      |
| <b># of Cases in Age Interval</b>    |          |          |          |          |          |          |          |          |          |          |          |          |          |
| 0 - 60 days (0 - 2 months)           | 25       | 20       | 28       | 24       | 28       | 25       | 28       | 31       | 28       | 40       | 38       | 30       | 35       |
| 61-120 days (3 - 4 months)           | 12       | 13       | 16       | 11       | 12       | 11       | 12       | 11       | 20       | 18       | 17       | 20       | 18       |
| 121-180 days (5 - 6 months)          | 13       | 11       | 8        | 7        | 5        | 6        | 7        | 7        | 5        | 9        | 12       | 13       | 8        |
| 181-270 days (7 - 9 months)          | 4        | 5        | 8        | 10       | 6        | 3        | 2        | 2        | 7        | 7        | 2        | 7        | 11       |
| > 270 days (> 9 months)              | 6        | 4        | 4        | 3        | 3        | 4        | 3        | 2        | 2        | 2        | 2        | 2        | 2        |
| <b>Aggravated Assault</b>            |          |          |          |          |          |          |          |          |          |          |          |          |          |
| <b>Age (days)</b>                    |          |          |          |          |          |          |          |          |          |          |          |          |          |
| Median (50 <sup>th</sup> percentile) | 78       | 72       | 79       | 92       | 87       | 89       | 83       | 78       | 82       | 83       | 76       | 82       | 77       |
| 95 <sup>th</sup> percentile          | 330      | 289      | 299      | 321      | 352      | 346      | 358      | 444      | 390      | 329      | 333      | 357      | 351      |
| <b># of Cases in Age Interval</b>    |          |          |          |          |          |          |          |          |          |          |          |          |          |
| 0 - 60 days (0 - 2 months)           | 203      | 224      | 194      | 147      | 181      | 185      | 196      | 199      | 173      | 176      | 212      | 192      | 217      |
| 61-120 days (3 - 4 months)           | 139      | 120      | 132      | 137      | 101      | 104      | 113      | 119      | 133      | 118      | 101      | 112      | 117      |
| 121-180 days (5 - 6 months)          | 68       | 76       | 73       | 76       | 83       | 74       | 72       | 62       | 57       | 76       | 74       | 76       | 62       |
| 181-270 days (7 - 9 months)          | 46       | 48       | 47       | 53       | 58       | 55       | 58       | 55       | 55       | 50       | 48       | 52       | 60       |
| > 270 days (> 9 months)              | 37       | 28       | 31       | 34       | 45       | 49       | 53       | 44       | 41       | 43       | 41       | 46       | 45       |
| <b>Burglary/Theft/Larceny</b>        |          |          |          |          |          |          |          |          |          |          |          |          |          |
| <b>Age (days)</b>                    |          |          |          |          |          |          |          |          |          |          |          |          |          |
| Median (50 <sup>th</sup> percentile) | 97       | 87       | 89       | 84       | 92       | 88       | 78       | 69       | 69       | 77       | 84       | 90       | 88       |
| 95 <sup>th</sup> percentile          | 350      | 319      | 321      | 344      | 350      | 346      | 349      | 358      | 452      | 377      | 386      | 417      | 411      |
| <b># of Cases in Age Interval</b>    |          |          |          |          |          |          |          |          |          |          |          |          |          |
| 0 - 60 days (0 - 2 months)           | 229      | 253      | 249      | 245      | 238      | 244      | 276      | 345      | 321      | 296      | 296      | 292      | 273      |
| 121-180 days (5 - 6 months)          | 184      | 156      | 149      | 168      | 157      | 165      | 174      | 165      | 174      | 226      | 221      | 195      | 196      |
| 61-120 days (3 - 4 months)           | 136      | 124      | 101      | 91       | 88       | 90       | 86       | 98       | 105      | 91       | 109      | 128      | 139      |
| 181-270 days (7 - 9 months)          | 81       | 89       | 100      | 94       | 88       | 86       | 75       | 62       | 56       | 71       | 70       | 81       | 73       |
| > 270 days (> 9 months)              | 58       | 53       | 47       | 59       | 67       | 76       | 77       | 76       | 71       | 76       | 75       | 80       | 93       |

(\*) The highest crime category since filing is used to classify cases. For example, a case initially charged with homicide is reported as a homicide regardless of whether or not the charge is reduced since filing. On the other hand, if the charge for a case is upgraded later, then the reporting category in later reports will reflect the upgraded (higher) crime category.

Reflects all documents received by 09/15/2016.

(1) "Controlled Substance - Non Drug Court" are drug related cases that have never been accepted into drug court.

(2) "Controlled Substance - Drug Court" are drug related cases that have been formally accepted into drug court (identified by "Order of Participation").

Table 6 (cont.). Age of Pending Criminal Cases  
King County Superior Court

| Crime Category (*)   | Aug 2015 | Sep 2015 | Oct 2015 | Nov 2015 | Dec 2015 | Jan 2016 | Feb 2016 | Mar 2016 | Apr 2016 | May 2016 | Jun 2016 | Jul 2016 | Aug 2016 |
|--|----------|----------|----------|----------|----------|----------|----------|----------|----------|----------|----------|----------|----------|
| <b>Motor Vehicle Theft</b>                                 |          |          |          |          |          |          |          |          |          |          |          |          |          |
| <b>Age (days)</b>  |          |          |          |          |          |          |          |          |          |          |          |          |          |
| Median (50 <sup>th</sup> percentile)                       | 95       | 66       | 60       | 77       | 74       | 62       | 60       | 58       | 54       | 60       | 64       | 56       | 66       |
| 95 <sup>th</sup> percentile                                | 386      | 416      | 255      | 290      | 355      | 327      | 344      | 365      | 230      | 266      | 284      | 311      | 342      |
| <b># of Cases in Age Interval</b>                          |          |          |          |          |          |          |          |          |          |          |          |          |          |
| 0 - 60 days (0 - 2 months)                                 | 29       | 31       | 35       | 23       | 21       | 29       | 28       | 31       | 35       | 34       | 28       | 35       | 34       |
| 61-120 days (3 - 4 months)                                 | 19       | 13       | 10       | 18       | 18       | 14       | 11       | 10       | 13       | 18       | 17       | 16       | 21       |
| 121-180 days (5 - 6 months)                                | 15       | 11       | 8        | 7        | 4        | 9        | 10       | 9        | 4        | 3        | 4        | 8        | 9        |
| 181-270 days (7 - 9 months)                                | 11       | 9        | 11       | 9        | 5        | 1        | 3        | 4        | 7        | 10       | 5        | 5        | 5        |
| 4 > 270 days (> 9 months)                                  | 4        | 5        | 3        | 8        | 8        | 6        | 4        | 6        | 3        | 3        | 4        | 5        | 7        |
| <b>Controlled Substance - Non Drug Court<sup>(1)</sup></b> |          |          |          |          |          |          |          |          |          |          |          |          |          |
| <b>Age (days)</b>  |          |          |          |          |          |          |          |          |          |          |          |          |          |
| Median (50 <sup>th</sup> percentile)                       | 96       | 86       | 88       | 83       | 87       | 95       | 89       | 79       | 81       | 90       | 89       | 92       | 73       |
| 95 <sup>th</sup> percentile                                | 415      | 410      | 369      | 389      | 426      | 446      | 409      | 395      | 347      | 350      | 379      | 381      | 398      |
| <b># of Cases in Age Interval</b>                          |          |          |          |          |          |          |          |          |          |          |          |          |          |
| 0 - 60 days (0 - 2 months)                                 | 126      | 152      | 143      | 144      | 112      | 108      | 130      | 144      | 146      | 102      | 120      | 134      | 165      |
| 61-120 days (3 - 4 months)                                 | 127      | 97       | 104      | 100      | 110      | 104      | 79       | 79       | 90       | 104      | 107      | 77       | 81       |
| 121-180 days (5 - 6 months)                                | 49       | 62       | 67       | 58       | 58       | 48       | 61       | 45       | 49       | 49       | 56       | 62       | 57       |
| 181-270 days (7 - 9 months)                                | 39       | 36       | 40       | 42       | 35       | 38       | 39       | 45       | 43       | 37       | 30       | 36       | 39       |
| > 270 days (> 9 months)                                    | 49       | 38       | 38       | 43       | 36       | 28       | 31       | 31       | 33       | 37       | 32       | 39       | 40       |
| <b>Drug Court<sup>(2)</sup></b>                            |          |          |          |          |          |          |          |          |          |          |          |          |          |
| <b>Age (days)</b>  |          |          |          |          |          |          |          |          |          |          |          |          |          |
| Median (50 <sup>th</sup> percentile)                       | 428      | 435      | 406      | 418      | 427      | 394      | 389      | 396      | 408      | 418      | 414      | 417      | 412      |
| 95 <sup>th</sup> percentile                                | 1084     | 959      | 1020     | 1046     | 895      | 866      | 876      | 897      | 913      | 944      | 922      | 956      | 943      |
| <b># of Cases in Age Interval</b>                          |          |          |          |          |          |          |          |          |          |          |          |          |          |
| 0 - 60 days (0 - 2 months)                                 | 2        | 1        | 3        | 2        | 2        | 3        | 1        | 3        | 1        | 0        | 0        | 2        | 1        |
| 61-120 days (3 - 4 months)                                 | 15       | 14       | 7        | 10       | 17       | 10       | 13       | 10       | 11       | 11       | 11       | 11       | 10       |
| 121-180 days (5 - 6 months)                                | 23       | 24       | 29       | 22       | 16       | 30       | 26       | 18       | 23       | 18       | 17       | 22       | 30       |
| 181-270 days (7 - 9 months)                                | 39       | 46       | 46       | 49       | 48       | 42       | 42       | 47       | 40       | 43       | 43       | 45       | 48       |
| > 270 days (> 9 months)                                    | 220      | 225      | 229      | 231      | 241      | 217      | 221      | 231      | 236      | 229      | 229      | 227      | 237      |
| <b>Other</b>   |          |          |          |          |          |          |          |          |          |          |          |          |          |
| <b>Age (days)</b>  |          |          |          |          |          |          |          |          |          |          |          |          |          |
| Median (50 <sup>th</sup> percentile)                       | 87       | 86       | 76       | 83       | 83       | 89       | 81       | 77       | 81       | 75       | 72       | 83       | 90       |
| 95 <sup>th</sup> percentile                                | 421      | 364      | 387      | 411      | 414      | 409      | 392      | 367      | 380      | 349      | 312      | 329      | 346      |
| <b># of Cases in Age Interval</b>                          |          |          |          |          |          |          |          |          |          |          |          |          |          |
| 0 - 60 days (0 - 2 months)                                 | 146      | 163      | 174      | 154      | 150      | 149      | 153      | 161      | 159      | 191      | 212      | 165      | 212      |
| 61-120 days (3 - 4 months)                                 | 101      | 92       | 97       | 103      | 108      | 107      | 96       | 103      | 112      | 114      | 106      | 153      | 146      |
| 121-180 days (5 - 6 months)                                | 61       | 50       | 49       | 48       | 49       | 63       | 64       | 59       | 50       | 64       | 64       | 71       | 78       |
| 181-270 days (7 - 9 months)                                | 54       | 52       | 45       | 40       | 42       | 36       | 29       | 37       | 48       | 49       | 45       | 51       | 56       |
| > 270 days (> 9 months)                                    | 54       | 43       | 48       | 51       | 43       | 50       | 42       | 41       | 38       | 36       | 36       | 42       | 46       |
| <b>Criminal RALJ</b>                                       |          |          |          |          |          |          |          |          |          |          |          |          |          |
| <b>Age (days)</b>  |          |          |          |          |          |          |          |          |          |          |          |          |          |
| Median (50 <sup>th</sup> percentile)                       | 124      | 136      | 145      | 152      | 171      | 166      | 188      | 169      | 174      | 191      | 198      | 199      | 213      |
| 95 <sup>th</sup> percentile                                | 551      | 581      | 612      | 642      | 673      | 704      | 733      | 486      | 473      | 530      | 506      | 486      | 626      |
| <b># of Cases in Age Interval</b>                          |          |          |          |          |          |          |          |          |          |          |          |          |          |
| 0 - 60 days (0 - 2 months)                                 | 40       | 34       | 24       | 27       | 28       | 24       | 22       | 27       | 24       | 11       | 16       | 18       | 10       |
| 61-120 days (3 - 4 months)                                 | 36       | 32       | 40       | 34       | 20       | 27       | 28       | 23       | 21       | 26       | 21       | 10       | 17       |
| 121-180 days (5 - 6 months)                                | 25       | 33       | 35       | 32       | 40       | 26       | 19       | 24       | 27       | 21       | 21       | 25       | 21       |
| 181-270 days (7 - 9 months)                                | 24       | 25       | 25       | 35       | 42       | 38       | 45       | 37       | 26       | 27       | 27       | 29       | 25       |
| > 270 days (> 9 months)                                    | 32       | 30       | 26       | 31       | 26       | 33       | 35       | 35       | 42       | 48       | 46       | 41       | 45       |

(\*) The highest crime category since filing is used to classify cases. For example, a case initially charged with homicide is reported as a homicide regardless of whether or not the charge is reduced since filing. On the other hand, if the charge for a case is upgraded later, then the reporting category in later reports will reflect the upgraded (higher) crime category.

Reflects all documents received by **09/15/2016**.

(1) "Controlled Substance - Non Drug Court" are drug related cases that have never been accepted into drug court.

(2) "Controlled Substance - Drug Court" are drug related cases that have been formally accepted into drug court (identified by "Order of Participation").

Table 7. Comparison between SEA/KNT: Filings, Resolutions, and Pending Caseload  
King County Superior Court

|                                 | Sep<br>2015 | Oct<br>2015 | Nov<br>2015 | Dec<br>2015 | Jan<br>2016 | Feb<br>2016 | Mar<br>2016 | Apr<br>2016 | May<br>2016 | Jun<br>2016 | Jul<br>2016 | Aug<br>2016 <sup>(1)</sup> |
|---------------------------------|-------------|-------------|-------------|-------------|-------------|-------------|-------------|-------------|-------------|-------------|-------------|----------------------------|
| <b>Total Filings</b>            |             |             |             |             |             |             |             |             |             |             |             |                            |
| SEA - # of Cases Filed          | 292         | 294         | 231         | 284         | 284         | 331         | 360         | 306         | 265         | 347         | 337         | 379                        |
| KNT - # of Cases Filed          | 233         | 237         | 182         | 207         | 189         | 225         | 298         | 206         | 236         | 258         | 212         | 316                        |
| SEA %                           | 56%         | 55%         | 56%         | 58%         | 60%         | 59%         | 55%         | 60%         | 53%         | 57%         | 61%         | 54%                        |
| KNT %                           | 44%         | 45%         | 44%         | 42%         | 40%         | 41%         | 45%         | 40%         | 47%         | 43%         | 39%         | 46%                        |
| <b>Total Resolutions</b>        |             |             |             |             |             |             |             |             |             |             |             |                            |
| SEA - # of Cases Resolved       | 310         | 283         | 255         | 273         | 294         | 273         | 283         | 211         | 257         | 302         | 278         | 262                        |
| KNT - # of Cases Resolved       | 260         | 242         | 246         | 231         | 189         | 194         | 270         | 224         | 223         | 218         | 194         | 205                        |
| SEA - Drug Court Cases Resolved | 12          | 12          | 13          | 3           | 25          | 15          | 13          | 8           | 19          | 5           | 17          | 13                         |
| KNT - Drug Court Cases Resolved | 1           | 9           | 2           | 0           | 14          | 2           | 5           | 6           | 8           | 2           | 2           | 2                          |
| SEA %                           | 53%         | 52%         | 49%         | 53%         | 56%         | 56%         | 50%         | 47%         | 51%         | 57%         | 57%         | 54%                        |
| KNT %                           | 45%         | 44%         | 48%         | 46%         | 36%         | 40%         | 47%         | 50%         | 44%         | 41%         | 40%         | 43%                        |
| SEA - Drug Court %              | 2%          | 2%          | 3%          | 1%          | 5%          | 3%          | 2%          | 2%          | 4%          | 1%          | 3%          | 3%                         |
| KNT - Drug Court %              | 0%          | 2%          | 0%          | 0%          | 3%          | 1%          | 1%          | 1%          | 2%          | 0%          | 0%          | 0%                         |
| <b>Total Pending</b>            |             |             |             |             |             |             |             |             |             |             |             |                            |
| SEA - # of Cases Pending        | 1406        | 1379        | 1378        | 1397        | 1361        | 1392        | 1471        | 1511        | 1566        | 1571        | 1606        | 1650                       |
| KNT - # of Cases Pending        | 1165        | 1168        | 1112        | 1055        | 1071        | 1094        | 1091        | 1048        | 1072        | 1109        | 1104        | 1176                       |
| SEA - Drug Court Cases Pending  | 208         | 219         | 212         | 233         | 218         | 216         | 215         | 214         | 209         | 212         | 217         | 232                        |
| KNT - Drug Court Cases Pending  | 102         | 95          | 102         | 91          | 84          | 87          | 94          | 97          | 92          | 88          | 90          | 94                         |
| SEA %                           | 49%         | 48%         | 49%         | 50%         | 50%         | 50%         | 51%         | 53%         | 53%         | 53%         | 53%         | 52%                        |
| KNT %                           | 40%         | 41%         | 40%         | 38%         | 39%         | 39%         | 38%         | 37%         | 36%         | 37%         | 37%         | 37%                        |
| SEA - Drug Court %              | 7%          | 8%          | 8%          | 8%          | 8%          | 8%          | 7%          | 7%          | 7%          | 7%          | 7%          | 7%                         |
| KNT - Drug Court %              | 4%          | 3%          | 4%          | 3%          | 3%          | 3%          | 3%          | 3%          | 3%          | 3%          | 3%          | 3%                         |

(1) Reflects all documents received by 09/15/2016.

(2) The number of judges does not include RJC chief judge and the criminal chief judge at SEA.

Table 8. Drug Court Statistics

King County Superior Court

| Categories                                | Jul 2015 | Aug 2015 | Sep 2015 | Oct 2015 | Oct 2015 | Dec 2015 | Jan 2016 | Feb 2016 | Mar 2016 | Apr 2016 | May 2016 | Jun 2016 | Jul 2016 | Aug 2016 |
|---|----------|----------|----------|----------|----------|----------|----------|----------|----------|----------|----------|----------|----------|----------|
| Referrals - Total                         | 27       | 43       | 48       | 25       | 34       | 28       | 31       | 28       | 23       | 51       | 31       | 56       | 46       | 63       |
| Directly from PA                          | 16       | 24       | 35       | 13       | 22       | 17       | 18       | 17       | 11       | 24       | 10       | 27       | 22       | 38       |
| From Mainstream                           | 11       | 19       | 14       | 12       | 12       | 11       | 13       | 11       | 22       | 27       | 21       | 39       | 24       | 25       |
| Arraignments in Drug Court <sup>(1)</sup> | 22       | 16       | 29       | 24       | 13       | 24       | 13       | 13       | 15       | 16       | 17       | 15       | 11       | 26       |
| GP in Drug Court <sup>(2)</sup>           | 1        | 2        | 0        | 0        | 5        | 1        | 1        | 3        | 2        | 0        | 0        | 1        | 0        | 1        |
| Return to mainstream <sup>(3)</sup>       | 7        | 6        | 17       | 25       | 13       | 8        | 31       | 12       | 13       | 7        | 10       | 12       | 11       | 11       |
| Opt-in <sup>(4)</sup>                     | 15       | 20       | 21       | 23       | 18       | 25       | 25       | 15       | 21       | 17       | 16       | 15       | 27       | 31       |
| Graduations <sup>(5)</sup>                | 12       | 17       | 10       | 17       | 12       | 0        | 27       | 14       | 9        | 11       | 22       | 5        | 14       | 8        |
| Terminations <sup>(6)</sup>               | 3        | 2        | 3        | 4        | 3        | 3        | 12       | 3        | 9        | 3        | 5        | 2        | 5        | 7        |

- (1) Arraignments held in drug court regardless opt-in status of the cases.
- (2) Guilty pleas entered in drug court before opt-in.
- (3) Referred to drug court but decision by court order to go to mainstream.
- (4) Opt-in reflects the court order of participation.
- (5) Graduations are dismissals of opted-in cases after the completion of program.
- (6) Terminations are cases that fail in drug court.