

King County Superior Court  
Criminal Department Statistical Report

February 2017

Department of Judicial Administration  
Prepared by: Shiquan Liao, Ph.D., Statistician

Release date: March 20, 2017

**Report #: CRM-2017-02**

## Terminology

### **Age of Pending Case**

Time (days) from filing to resolution, less suspense time if applicable.

### **Age of Resolved Case**

Time (days) from filing to resolution, less suspense time if applicable.

### **End Pending**

Number of pending cases at the end of reporting period.

### **Net Change in Pending**

The change in number of pending cases (end pending minus previous pending).

### **Pending Case**

A case is defined as pending if it is unresolved and not on suspense status.

### **Previous Pending**

Number of pending cases at the beginning of reporting period.

### **Reactivated Case**

A case returns to active from suspense status during the reporting period.

### **Resolution**

A case is resolved if all issues in the complaint are fully adjudicated. However, a drug court case is reported as resolved only when dispositive document is also filed (completed).

### **Resolution Category**

Five resolution categories are used to report resolution of criminal cases: jury trial (CVJV, AQJV), non-jury trial (CVCT, AQCT), guilty plea (GP, GPAT, GPJT), dismissal (DSM), and other (all other resolution codes). For criminal RALJ cases, the resolution categories are: RALJ decision (CDTA, CDTM, CDTR), dismissal (DSRM), and others (any other resolution codes).

### **Suspended Case**

A case is placed in suspense status (removing from active) during the reporting period.

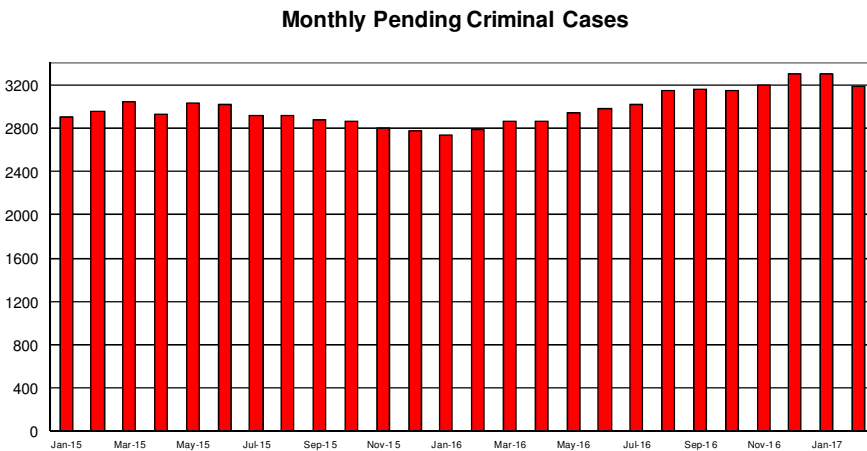
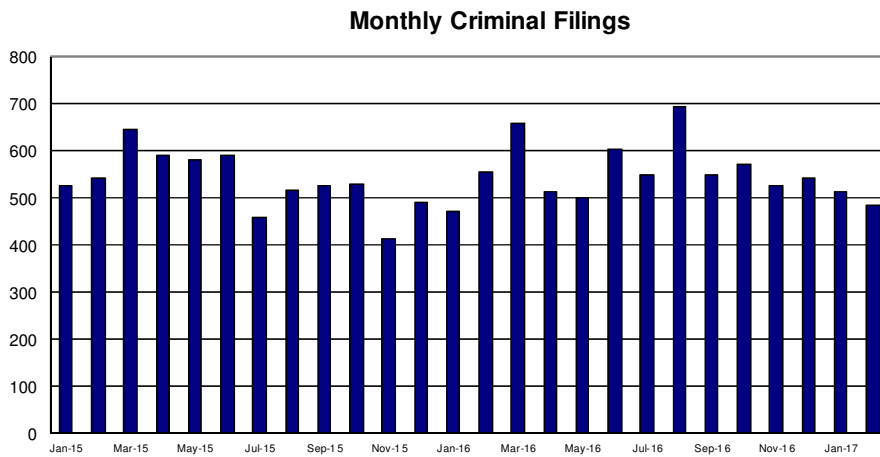
### **Suspense Status**

A case is said to be on suspense status if it is on warrant or appeal.

### **Suspense Time**

Time (days) a case is on suspense status.

Figure 1. Number of Criminal Filings, Resolutions and Pending Caseload by Month



Note: Starting January 2010, RALJ cases are included.

Figure 2. Crime Category as a Percentage of Total Filings by Year

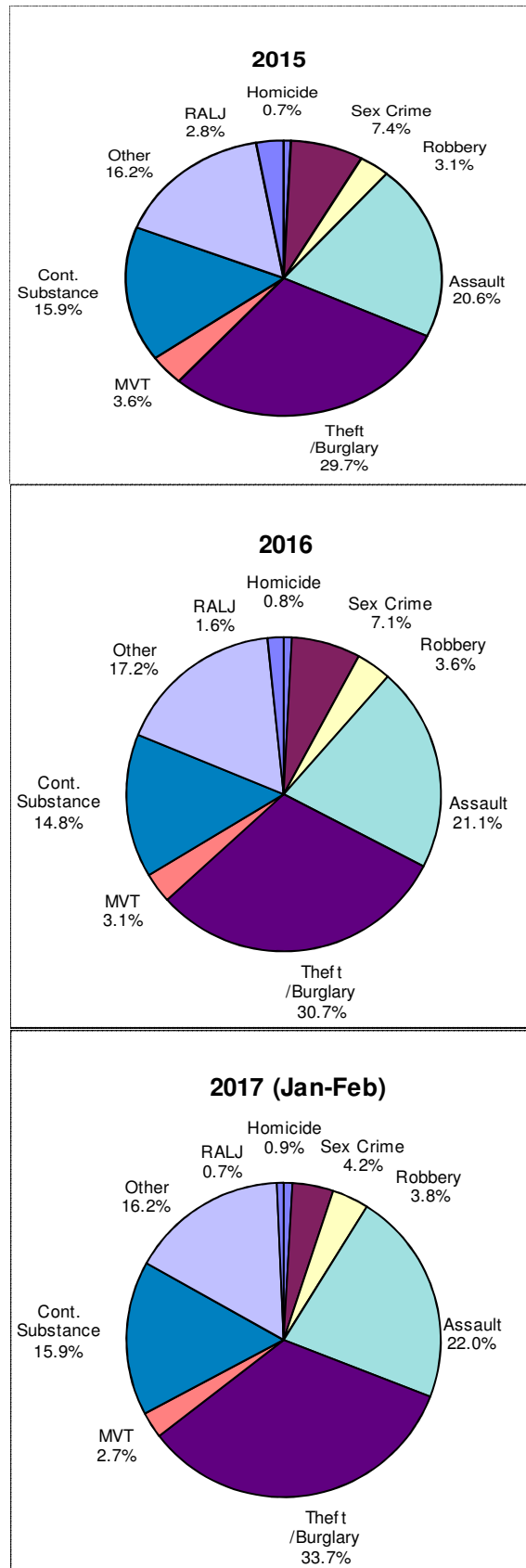


Table 1. Monthly Criminal New Filings by Crime Category (\*)  
King County Superior Court

	Jan	Feb	Mar	Apr	May	Jun	Jul	Aug	Sep	Oct	Nov	Dec	ADJ <sup>(1)</sup>	Annual
<b>Total</b>														
2014	512	514	604	623	551	449	518	506	487	590	468	558	(+6)	6383
2015	525	544	647	590	582	590	458	518	525	531	413	491	(+4)	6418
2016	473	556	658	512	501	605	549	695	550	573	528	542	(+1)	6743
2017 <sup>(2)</sup>	515	486												
<b>Homicide</b>														
2014	3	2	9	4	4	4	11	5	2	1	6	2	(-2)	51
2015	4	0	3	5	0	6	3	6	2	4	4	6	(+4)	47
2016	2	3	7	6	4	4	7	4	4	5	4	5	(+1)	56
2017 <sup>(2)</sup>	7	2												
<b>Sex Crime</b>														
2014	37	38	52	42	24	36	37	30	49	38	36	43	(-6)	456
2015	37	46	42	38	52	37	32	49	40	38	23	42	(+2)	478
2016	39	46	53	40	60	36	42	40	24	37	32	24	(+5)	478
2017 <sup>(2)</sup>	15	27												
<b>Robbery</b>														
2014	50	28	26	13	11	9	12	9	14	16	11	13	(-35)	177
2015	20	10	20	18	18	18	10	8	12	20	11	18	(+17)	200
2016	14	18	16	19	24	22	22	22	22	13	12	19	(+19)	242
2017 <sup>(2)</sup>	16	22												
<b>Aggravated Assault</b>														
2014	128	109	137	109	113	116	130	121	100	106	87	108	(+29)	1393
2015	107	105	99	115	117	99	120	130	111	107	83	100	(+30)	1323
2016	99	124	116	102	115	123	120	139	109	140	90	110	(+35)	1422
2017 <sup>(2)</sup>	115	105												
<b>Burglary/Theft /Larceny</b>														
2014	122	140	162	182	167	109	132	145	148	205	127	172	(+17)	1928
2015	144	159	243	185	165	177	119	125	136	139	137	140	(+34)	1903
2016	137	162	241	148	139	174	160	184	171	156	186	180	(+30)	2068
2017 <sup>(2)</sup>	173	164												
<b>Motor Vehicle Theft</b>														
2014	13	15	24	23	19	10	16	6	13	16	10	33	(+3)	201
2015	22	26	34	21	23	21	12	20	16	19	8	16	(-9)	229
2016	15	18	22	20	17	19	18	26	15	18	23	10	(-10)	211
2017 <sup>(2)</sup>	16	11												
<b>Controlled Substance</b>														
2014	74	87	116	142	104	80	68	84	74	99	81	82	(+7)	1098
2015	77	91	90	110	104	115	62	63	94	79	67	66	(+1)	1019
2016	67	81	92	71	40	91	82	133	95	80	74	93	(-2)	997
2017 <sup>(2)</sup>	79	80												
<b>Other</b>														
2014	73	77	65	98	100	71	99	85	75	93	96	86	(-8)	1010
2015	111	93	99	84	83	100	80	94	102	113	65	90	(-75)	1039
2016	88	93	94	98	90	123	92	142	107	108	96	95	(-77)	1158
2017 <sup>(2)</sup>	93	69												
<b>Criminal RALJ</b>														
2014	12	18	13	10	9	14	13	21	12	16	14	19	(+1)	172
2015	3	14	17	14	20	17	20	23	12	12	15	13	(0)	180
2016	12	11	17	8	3	13	6	5	3	16	11	6	(0)	111
2017 <sup>(2)</sup>	1	6												
<b>KNT Filing as % of Total</b>														
2014	46%	47%	48%	47%	46%	44%	43%	46%	43%	50%	46%	46%		45%
2015	46%	47%	48%	42%	44%	44%	42%	49%	44%	45%	44%	42%		45%
2016	40%	41%	45%	40%	47%	43%	39%	46%	46%	45%	46%	44%		44%
2017 <sup>(2)</sup>	48%	44%												

(\*) The highest crime category in a case's history is used to classify cases. For example, a case charged with homicide at any time in the case's history is reported as a homicide regardless of whether the charge is reduced at resolution.

(1) "ADJ" = year-end adjustment.

(2) Reflects all documents received by 03/15/2017.

Table 2. Monthly Criminal Case Resolutions by Crime Category  
King County Superior Court

	Jan	Feb	Mar	Apr	May	Jun	Jul	Aug	Sep	Oct	Nov	Dec	ADJ <sup>(1)</sup>	Annual
<b>Total</b>														
2014	495	495	528	490	513	486	584	474	523	605	437	526	(+11)	6167
2015	547	445	560	680	529	578	567	526	583	546	516	505	(+7)	6589
2016	522	484	571	449	507	527	491	482	553	513	472	480	(+26)	6077
2017 <sup>(2)</sup>	480	509												
<b>Homicide</b>														
2014	2	5	6	6	3	1	3	2	5	2	3	6	(+1)	45
2015	3	2	5	7	5	6	4	5	2	3	6	4	(0)	52
2016	1	3	7	1	5	3	7	5	4	7	5	2	(0)	50
2017 <sup>(2)</sup>	3	4												
<b>Sex Crime</b>														
2014	40	47	40	36	50	34	39	34	36	42	20	34	(-1)	451
2015	28	29	36	42	42	33	46	36	36	38	39	40	(+1)	446
2016	51	31	51	34	40	33	38	44	33	30	34	32	(+4)	455
2017 <sup>(2)</sup>	37	34												
<b>Robbery</b>														
2014	43	41	41	24	24	17	26	25	15	14	14	23	(-44)	263
2015	15	14	19	13	18	27	23	19	14	11	25	20	(+1)	219
2016	12	20	11	8	22	21	29	17	22	25	29	16	(0)	232
2017 <sup>(2)</sup>	22	24												
<b>Aggravated Assault</b>														
2014	101	103	113	112	104	107	125	119	103	153	129	112	(+17)	1398
2015	126	96	118	136	124	106	110	83	128	136	113	104	(+3)	1383
2016	102	79	135	118	122	105	113	110	121	99	101	107	(+12)	1324
2017 <sup>(2)</sup>	116	104												
<b>Burglary/Theft /Larceny</b>														
2014	123	133	150	125	141	122	171	126	171	149	115	145	(+7)	1678
2015	138	122	176	224	141	189	165	181	168	155	144	169	(-3)	1969
2016	122	144	158	135	127	160	145	146	170	148	134	146	(0)	1735
2017 <sup>(2)</sup>	127	157												
<b>Motor Vehicle Theft</b>														
2014	14	16	8	16	15	28	11	11	13	16	16	13	(0)	177
2015	13	21	14	20	19	24	13	16	29	17	22	14	(0)	222
2016	12	23	9	17	10	21	9	19	20	15	17	17	(0)	189
2017 <sup>(2)</sup>	14	18												
<b>Controlled Substance - Non Drug Court</b>														
2014	69	62	74	72	65	73	86	70	81	94	61	83	(+1)	891
2015	85	64	78	116	68	76	93	75	69	59	73	64	(0)	920
2016	85	63	80	54	68	71	53	54	62	68	59	72	(+1)	790
2017 <sup>(2)</sup>	51	65												
<b>Drug Court</b>														
2014	20	25	14	15	17	22	20	18	14	21	12	8	(+4)	210
2015	30	14	16	13	18	17	15	21	13	21	15	3	(+4)	200
2016	39	17	18	14	27	7	19	15	31	18	16	18	(+5)	244
2017 <sup>(2)</sup>	31	23												
<b>Other</b>														
2014	66	54	67	73	75	64	87	57	72	97	60	94	(+27)	893
2015	90	71	84	91	78	79	86	79	108	91	74	72	(+2)	1005
2016	78	94	84	55	75	91	63	61	76	84	70	63	(+5)	899
2017 <sup>(2)</sup>	69	71												
<b>Criminal RALJ</b>														
2014	17	9	15	11	19	18	16	12	13	17	7	8	(-1)	161
2015	19	12	14	18	16	21	12	11	16	15	5	15	(-1)	173
2016	20	10	18	13	11	15	15	11	14	19	7	7	(-1)	159
2017 <sup>(2)</sup>	10	9												
<b>KNT as % of Total</b>														
2014	38%	45%	40%	40%	42%	49%	44%	46%	49%	44%	43%	43%		42%
2015	46%	46%	52%	55%	50%	52%	43%	47%	45%	46%	48%	46%		47%
2016	39%	41%	48%	51%	46%	42%	40%	43%	45%	46%	41%	40%		43%
2017 <sup>(2)</sup>	43%	40%												

The highest crime category in a case's history is used to classify cases. For example, a case charged with homicide at any time in the case's history is reported as a homicide regardless of whether the charge is reduced at resolution.

- (1) "ADJ" = year-end adjustment.
- (2) Reflects all documents received by 03/15/2017.
- (3) "Controlled Substance - Non Drug Court" are drug related cases that have never been accepted into drug court.
- (4) "Controlled Substance - Drug Court" are drug related cases that have been formally accepted into drug court (identified by "Order of Participation").

Table 3. Number of Cases Resolved and Resolution Category  
King County Superior Court

Crime Category <sup>(*)</sup>	Mar 2016	Apr 2016	May 2016	Jun 2016	Jul 2016	Aug 2016	Sep 2016	Oct 2016	Nov 2016	Dec 2016	Jan 2017	Feb 2017
<b>Homicide</b>	<b>7</b>	<b>1</b>	<b>5</b>	<b>3</b>	<b>7</b>	<b>5</b>	<b>4</b>	<b>7</b>	<b>5</b>	<b>2</b>	<b>3</b>	<b>4</b>
Resolved by Jury Trial	2	0	1	2	1	1	1	2	1	2	0	0
Resolved by Non-Jury Trial	0	0	0	0	1	1	0	0	0	0	0	0
Resolved by Guilty Plea	5	1	4	1	5	3	3	5	4	0	3	4
Dismissal	0	0	0	0	0	0	0	0	0	0	0	0
Others	0	0	0	0	0	0	0	0	0	0	0	0
<b>Sex Crime</b>	<b>51</b>	<b>34</b>	<b>40</b>	<b>33</b>	<b>38</b>	<b>44</b>	<b>33</b>	<b>30</b>	<b>34</b>	<b>32</b>	<b>37</b>	<b>34</b>
Resolved by Jury Trial	3	1	1	5	3	0	2	2	1	2	1	3
Resolved by Non-Jury Trial	0	1	1	0	0	0	0	0	0	0	0	0
Resolved by Guilty Plea	45	28	36	25	32	38	30	23	27	27	28	26
Dismissal	3	4	2	3	3	6	1	5	6	3	8	5
Others	0	0	0	0	0	0	0	0	0	0	0	0
<b>Robbery</b>	<b>11</b>	<b>8</b>	<b>22</b>	<b>21</b>	<b>29</b>	<b>17</b>	<b>22</b>	<b>25</b>	<b>29</b>	<b>16</b>	<b>22</b>	<b>24</b>
Resolved by Jury Trial	0	0	1	0	0	0	0	1	0	1	0	0
Resolved by Non-Jury Trial	0	0	0	0	0	0	0	0	0	0	0	0
Resolved by Guilty Plea	10	6	17	19	27	14	20	19	29	12	21	21
Dismissal	1	2	4	1	2	2	2	5	0	3	1	3
Others	0	0	0	1	0	1	0	0	0	0	0	0
<b>Aggravated Assault</b>	<b>135</b>	<b>118</b>	<b>122</b>	<b>105</b>	<b>113</b>	<b>110</b>	<b>121</b>	<b>99</b>	<b>101</b>	<b>107</b>	<b>116</b>	<b>104</b>
Resolved by Jury Trial	12	3	4	3	6	6	5	4	3	2	7	9
Resolved by Non-Jury Trial	2	1	0	2	3	2	0	0	0	1	0	1
Resolved by Guilty Plea	110	97	105	80	6	84	107	78	84	91	92	80
Dismissal	11	17	12	19	18	18	9	17	14	13	17	13
Others	0	0	1	1	0	0	0	0	0	0	0	1
<b>Burglary/Theft/Larceny</b>	<b>158</b>	<b>135</b>	<b>127</b>	<b>160</b>	<b>145</b>	<b>146</b>	<b>170</b>	<b>148</b>	<b>134</b>	<b>146</b>	<b>127</b>	<b>157</b>
Resolved by Jury Trial	4	2	6	1	3	1	1	4	3	1	2	3
Resolved by Non-Jury Trial	0	0	0	1	0	0	0	0	0	0	0	0
Resolved by Guilty Plea	141	119	113	146	124	130	154	129	119	134	116	139
Dismissal	13	14	8	12	18	12	15	15	12	11	9	15
Others	0	0	0	0	0	3	0	0	0	0	0	0
<b>Motor Vehicle Theft</b>	<b>9</b>	<b>17</b>	<b>10</b>	<b>21</b>	<b>9</b>	<b>19</b>	<b>20</b>	<b>15</b>	<b>17</b>	<b>17</b>	<b>14</b>	<b>18</b>
Resolved by Jury Trial	1	0	0	0	0	0	0	0	0	0	0	0
Resolved by Non-Jury Trial	0	0	0	0	0	0	0	0	0	0	0	0
Resolved by Guilty Plea	6	16	10	20	7	14	18	10	16	14	10	14
Dismissal	2	1	0	1	2	5	2	5	1	3	4	4
Others	0	0	0	0	0	0	0	0	0	0	0	0
<b>Controlled Substance - Non Drug Court<sup>(1)</sup></b>	<b>80</b>	<b>54</b>	<b>68</b>	<b>71</b>	<b>53</b>	<b>54</b>	<b>62</b>	<b>68</b>	<b>59</b>	<b>72</b>	<b>51</b>	<b>65</b>
Resolved by Jury Trial	3	0	0	2	0	0	0	0	0	1	1	0
Resolved by Non-Jury Trial	0	0	3	1	0	0	0	0	0	0	0	0
Resolved by Guilty Plea	68	48	52	56	44	47	50	53	47	59	41	54
Dismissal	9	6	10	12	9	7	12	15	12	12	9	11
Others	0	0	3	0	0	0	0	0	0	0	0	0
<b>Drug Court<sup>(2)</sup></b>	<b>18</b>	<b>14</b>	<b>27</b>	<b>7</b>	<b>19</b>	<b>15</b>	<b>31</b>	<b>18</b>	<b>16</b>	<b>18</b>	<b>31</b>	<b>23</b>
Resolved by Non-Jury Trial	4	1	2	0	1	3	1	0	0	1	0	0
Resolved by Guilty Plea	5	2	3	2	4	4	8	12	5	12	7	11
Dismissal	9	11	11	5	14	8	22	6	11	5	24	12
Others	0	0	0	0	0	0	0	0	0	0	0	0
<b>Other</b>	<b>84</b>	<b>55</b>	<b>75</b>	<b>91</b>	<b>63</b>	<b>61</b>	<b>76</b>	<b>84</b>	<b>70</b>	<b>63</b>	<b>69</b>	<b>71</b>
Resolved by Jury Trial	6	0	1	0	2	2	3	8	2	1	1	2
Resolved by Non-Jury Trial	0	0	2	0	2	0	0	2	0	0	1	0
Resolved by Guilty Plea	60	41	57	67	42	42	55	54	55	41	47	46
Dismissal	18	14	15	21	13	15	17	20	9	12	15	19
Others	0	0	0	3	4	2	1	0	4	9	5	4
<b>Criminal RALJ</b>	<b>18</b>	<b>13</b>	<b>11</b>	<b>15</b>	<b>15</b>	<b>11</b>	<b>14</b>	<b>19</b>	<b>7</b>	<b>7</b>	<b>10</b>	<b>9</b>
RALJ Decision	8	12	8	11	13	6	14	13	4	5	7	7
Dismissal	8	1	2	2	1	3	0	3	2	0	3	1
Others	2	0	1	2	1	2	0	3	1	2	0	1

(\*) The highest crime category in a case's history is used to classify cases.

Reflects all documents received by **03/15/2017**.

(1) "Controlled Substance - Non Drug Court" are drug related cases that have never been accepted into drug court.

(2) "Controlled Substance - Drug Court" are drug related cases that have been formally accepted into drug court (identified by "Order of Participation").

(3) DV Subset includes cases with a DV flag in at least one of the charges within the specific crime category at the time of the reporting.

Table 4. Age (days) of Resolved Cases  
King County Superior Court

Crime Category (*)	Mar 2016	Apr 2016	May 2016	Jun 2016	Jul 2016	Aug 2016	Sep 2016	Oct 2016	Nov 2016	Dec 2016	Jan 2017	Feb 2017
<b>Homicide (**)</b>												
50% Cases Resolved by Day	718	316	401	237	729	223	373	368	450	498	430	597
90% Cases Resolved by Day	2098	316	1636	500	1296	720	4959	965	770	594	653	831
Average Time (days)	826	316	541	319	547	286	1468	486	460	498	403	543
<b>Sex Crime</b>												
50% Cases Resolved by Day	198	218	207	183	153	172	174	210	183	211	271	189
90% Cases Resolved by Day	455	498	327	412	391	393	329	390	398	457	379	423
Average Time (days)	243	251	193	205	180	200	190	198	224	218	273	220
<b>Robbery</b>												
50% Cases Resolved by Day	88	60	87	132	89	102	96	54	91	92	122	144
90% Cases Resolved by Day	245	187	219	242	207	165	178	306	261	203	246	338
Average Time (days)	111	81	100	143	107	97	98	131	106	115	139	183
<b>Aggravated Assault</b>												
50% Cases Resolved by Day	109	113	90	115	96	103	98	83	113	85	122	106
90% Cases Resolved by Day	349	420	259	298	231	256	293	241	309	249	270	250
Average Time (days)	157	153	129	138	117	142	128	117	151	119	213	121
<b>Burglary/Theft/Larceny</b>												
50% Cases Resolved by Day	98	86	99	92	86	111	105	113	112	101	112	127
90% Cases Resolved by Day	300	297	257	239	188	239	259	245	305	269	274	279
Average Time (days)	138	137	127	123	102	136	133	144	146	132	143	141
<b>Motor Vehicle Theft</b>												
50% Cases Resolved by Day	61	80	63	90	79	78	89	69	69	73	66	132
90% Cases Resolved by Day	117	291	209	268	125	150	324	228	145	237	146	441
Average Time (days)	64	133	91	122	82	76	125	96	86	101	94	179
<b>Controlled Substance</b>												
50% Cases Resolved by Day	113	130	124	114	103	122	116	77	105	96	127	102
90% Cases Resolved by Day	209	301	343	269	180	294	276	252	239	265	275	247
Average Time (days)	116	158	162	139	116	140	146	127	126	126	140	150
<b>Drug Court (2)</b>												
50% Cases Resolved by Day	617	545	566	792	573	525	621	672	620	421	554	483
90% Cases Resolved by Day	884	938	866	959	818	994	1023	1056	820	741	816	872
Average Time (days)	580	600	595	684	611	590	654	736	603	419	598	538
<b>Other</b>												
50% Cases Resolved by Day	93	104	98	112	78	99	111	124	92	125	114	113
90% Cases Resolved by Day	242	224	332	336	267	290	253	275	271	220	286	213
Average Time (days)	130	131	135	139	111	158	131	135	129	132	191	121
<b>Criminal RALJ</b>												
50% Cases Resolved by Day	263	315	303	259	333	245	259	265	269	373	389	310
90% Cases Resolved by Day	822	591	422	402	457	327	488	425	521	1099	586	693
Average Time (days)	387	333	289	258	330	260	294	292	279	494	383	360

(\*) The highest crime category in a case's history is used to classify cases. For example, a case charged with homicide at any time during the case's history is reported as a homicide regardless of whether the charge is reduced at resolution.

(\*\*) Due to small number of resolutions in this category, the age statistics for homicides are expected to vary considerably.

Reflects all documents received by 03/15/2017.

(1) "Controlled Substance - Non Drug Court" are drug related cases that have never been accepted into drug court.

(2) "Controlled Substance - Drug Court" are drug related cases that have been formally accepted into drug court (identified by "Order of Participation").

(3) DV Subset includes cases with a DV flag in at least one of the charges within the specific crime category at the time of the reporting.



Table 5. Pending Criminal Cases  
King County Superior Court

Crime Category (*)	Feb 2016	Mar 2016	Apr 2016	May 2016	Jun 2016	Jul 2016	Aug 2016	Sep 2016	Oct 2016	Nov 2016	Dec 2016	Jan 2017	Feb 2017
<b>Total</b>													
Previous Pending	2734	2789	2871	2870	2939	2980	3017	3152	3157	3145	3195	3300	3301
New Filing (+)	556	658	512	501	605	549	695	550	573	528	542	515	486
Resolved (-)	484	571	449	507	527	491	482	553	513	472	480	480	509
<b>End Pending</b>	<b>2789</b>	<b>2871</b>	<b>2870</b>	<b>2939</b>	<b>2980</b>	<b>3017</b>	<b>3152</b>	<b>3157</b>	<b>3145</b>	<b>3195</b>	<b>3300</b>	<b>3301</b>	<b>3182</b>
<b>Homicide</b>													
Previous Pending	68	65	64	70	70	72	69	69	71	70	65	70	71
New Filing (+)	3	7	6	4	4	7	4	4	5	4	5	7	2
Resolved (-)	3	7	1	5	3	7	5	4	7	5	2	3	4
<b>End Pending</b>	<b>65</b>	<b>64</b>	<b>70</b>	<b>70</b>	<b>72</b>	<b>69</b>	<b>70</b>	<b>71</b>	<b>70</b>	<b>65</b>	<b>70</b>	<b>71</b>	<b>70</b>
<b>Sex Crime</b>													
Previous Pending	249	260	269	271	285	293	295	293	292	299	290	299	273
New Filing (+)	46	53	40	60	36	42	40	24	37	32	24	15	27
Resolved (-)	31	51	34	40	33	38	44	33	30	34	32	37	34
<b>End Pending</b>	<b>260</b>	<b>269</b>	<b>271</b>	<b>285</b>	<b>293</b>	<b>295</b>	<b>293</b>	<b>292</b>	<b>299</b>	<b>290</b>	<b>299</b>	<b>273</b>	<b>271</b>
<b>Robbery</b>													
Previous Pending	49	52	53	62	76	71	72	74	81	73	67	80	68
New Filing (+)	18	16	19	24	22	22	22	22	13	12	19	16	22
Resolved (-)	20	11	8	22	21	29	17	22	25	29	16	22	24
<b>End Pending</b>	<b>52</b>	<b>53</b>	<b>62</b>	<b>76</b>	<b>71</b>	<b>72</b>	<b>74</b>	<b>81</b>	<b>73</b>	<b>67</b>	<b>80</b>	<b>68</b>	<b>68</b>
<b>Aggravated Assault</b>													
Previous Pending	467	492	479	459	463	476	476	501	477	509	528	551	548
New Filing (+)	124	116	102	115	123	120	139	109	140	90	110	115	105
Resolved (-)	79	135	118	122	105	113	110	121	99	101	107	116	104
<b>End Pending</b>	<b>492</b>	<b>479</b>	<b>459</b>	<b>463</b>	<b>476</b>	<b>476</b>	<b>501</b>	<b>477</b>	<b>509</b>	<b>528</b>	<b>551</b>	<b>548</b>	<b>528</b>
<b>Burglary/Theft/Larceny</b>													
Previous Pending	661	688	746	727	760	771	776	774	797	763	789	830	846
New Filing (+)	162	241	148	139	174	160	184	171	156	186	180	173	164
Resolved (-)	144	158	135	127	160	145	146	170	148	134	146	127	157
<b>End Pending</b>	<b>688</b>	<b>746</b>	<b>727</b>	<b>760</b>	<b>771</b>	<b>776</b>	<b>774</b>	<b>797</b>	<b>763</b>	<b>789</b>	<b>830</b>	<b>846</b>	<b>816</b>
<b>Motor Vehicle Theft</b>													
Previous Pending	59	56	60	62	68	58	69	76	69	66	74	67	69
New Filing (+)	18	22	20	17	19	18	26	15	18	23	10	16	11
Resolved (-)	23	9	17	10	21	9	19	20	15	17	17	14	18
<b>End Pending</b>	<b>56</b>	<b>60</b>	<b>62</b>	<b>68</b>	<b>58</b>	<b>69</b>	<b>76</b>	<b>69</b>	<b>66</b>	<b>74</b>	<b>67</b>	<b>69</b>	<b>64</b>
<b>Controlled Substance - Non Drug Court <sup>(1)</sup></b>													
Previous Pending	326	340	344	361	329	345	348	382	412	416	413	406	441
Resolved (-)	63	80	54	68	71	53	54	62	68	70	72	51	65
<b>End Pending</b>	<b>340</b>	<b>344</b>	<b>361</b>	<b>329</b>	<b>345</b>	<b>348</b>	<b>382</b>	<b>412</b>	<b>416</b>	<b>413</b>	<b>406</b>	<b>441</b>	<b>429</b>
<b>Drug Court <sup>(2)</sup></b>													
Previous Pending	302	303	309	311	301	300	307	326	309	303	314	321	313
New Filing (+)	15	21	17	16	15	27	31	13	16	22	19	23	14
Resolved (-)	14	18	14	27	7	19	15	31	18	16	18	31	23
<b>End Pending</b>	<b>303</b>	<b>309</b>	<b>311</b>	<b>301</b>	<b>300</b>	<b>307</b>	<b>326</b>	<b>309</b>	<b>303</b>	<b>314</b>	<b>321</b>	<b>313</b>	<b>296</b>
<b>Other</b>													
Previous Pending	405	384	401	407	454	463	482	538	542	544	549	569	574
New Filing (+)	93	94	98	99	123	92	142	107	108	96	95	93	69
Resolved (-)	94	84	55	75	91	63	61	76	84	70	63	69	71
<b>End Pending</b>	<b>384</b>	<b>401</b>	<b>407</b>	<b>454</b>	<b>463</b>	<b>482</b>	<b>538</b>	<b>542</b>	<b>544</b>	<b>549</b>	<b>569</b>	<b>574</b>	<b>542</b>
<b>Criminal RALJ</b>													
Previous Pending	148	149	146	140	133	131	123	118	107	102	106	107	98
New Filing (+)	11	17	8	3	1	6	5	3	16	11	6	1	6
Resolved (-)	10	18	13	11	15	15	11	14	19	7	7	10	9
<b>End Pending</b>	<b>149</b>	<b>146</b>	<b>140</b>	<b>133</b>	<b>131</b>	<b>123</b>	<b>118</b>	<b>107</b>	<b>102</b>	<b>106</b>	<b>107</b>	<b>98</b>	<b>98</b>
<b>Total Pending Caseload</b>													
SEA (%)	58%	59%	60%	60%	60%	60%	60%	60%	60%	59%	59%	58%	58%
KNT (%)	42%	41%	40%	40%	40%	40%	40%	40%	40%	41%	41%	42%	42%

(\*) Information from filing to the reporting time is used to determine crime category for pending cases. The category for a case in this table is the highest crime category since filing. For example, a case initially charged with homicide is reported as a homicide regardless of whether or not the charge is reduced since filing. On the other hand, if the charge for a case is upgraded later, then the reporting category in later reports will reflect the upgraded (higher) crime category.

Reflects all documents received by 03/15/2017. Drug court cases are identified by docket code "ORPAR" (Order for Participation).

Table 6. Age of Pending Criminal Cases  
King County Superior Court

Crime Category (*)	Feb 2016	Mar 2016	Apr 2016	May 2016	Jun 2016	Jul 2016	Aug 2016	Sep 2016	Oct 2016	Nov 2016	Dec 2016	Jan 2017	Feb 2017
<b>Total</b>													
<b>Age (days)</b>													
Median (50 <sup>th</sup> percentile)	110	100	100	99	101	109	108	107	109	112	115	117	124
95 <sup>th</sup> percentile	594	541	536	534	541	544	541	547	550	562	572	572	583
<b># of Cases in Age Interval</b>													
0 - 60 days (0 - 2 months)	908	1047	990	941	1013	943	1037	1054	959	995	981	962	902
61-120 days (3 - 4 months)	588	570	633	722	692	674	676	646	744	699	725	740	672
121-180 days (5 - 6 months)	396	372	369	380	411	478	474	452	429	455	522	495	476
181-270 days (7 - 9 months)	345	343	336	344	319	359	367	416	413	437	407	448	465
> 270 days (> 9 months)	552	539	542	552	545	563	598	589	600	609	665	656	667
<b>Homicide</b>													
<b>Age (days)</b>													
Median (50 <sup>th</sup> percentile)	303	270	246	251	268	272	271	284	225	244	235	254	252
95 <sup>th</sup> percentile	1153	921	951	818	848	746	694	724	753	731	773	804	821
<b># of Cases in Age Interval</b>													
0 - 60 days (0 - 2 months)	6	8	12	10	9	7	12	10	10	8	8	10	7
61-120 days (3 - 4 months)	10	8	6	9	11	10	6	8	12	9	9	8	7
121-180 days (5 - 6 months)	8	8	8	7	7	7	9	8	6	8	12	7	8
181-270 days (7 - 9 months)	7	8	10	11	9	10	8	8	10	11	10	14	14
> 270 days (> 9 months)	34	32	34	33	36	35	35	37	32	29	31	32	34
<b>Sex Crime</b>													
<b>Age (days)</b>													
Median (50 <sup>th</sup> percentile)	133	109	110	103	115	130	128	142	150	152	163	175	183
95 <sup>th</sup> percentile	475	477	430	412	422	433	422	452	462	490	524	540	488
<b># of Cases in Age Interval</b>													
0 - 60 days (0 - 2 months)	68	98	91	81	82	68	78	65	64	57	54	42	45
61-120 days (3 - 4 months)	52	42	53	78	80	70	64	60	67	55	56	56	39
121-180 days (5 - 6 months)	43	42	41	42	47	66	61	56	51	49	57	40	50
181-270 days (7 - 9 months)	45	46	44	39	40	45	42	59	60	70	57	64	60
> 270 days (> 9 months)	52	41	42	45	44	46	48	52	57	59	75	71	77
<b>Robbery</b>													
<b>Age (days)</b>													
Median (50 <sup>th</sup> percentile)	51	56	64	54	57	74	70	58	77	79	80	80	63
95 <sup>th</sup> percentile	278	203	233	264	184	215	246	258	271	265	293	327	355
<b># of Cases in Age Interval</b>													
0 - 60 days (0 - 2 months)	28	31	28	40	38	30	35	42	30	25	35	28	31
61-120 days (3 - 4 months)	12	11	20	18	17	20	18	15	21	21	18	14	15
121-180 days (5 - 6 months)	7	7	5	9	12	13	8	8	10	8	14	10	9
181-270 days (7 - 9 months)	2	2	7	7	2	7	11	12	8	10	5	8	6
> 270 days (> 9 months)	3	2	2	2	2	2	2	4	4	3	8	8	7
<b>Aggravated Assault</b>													
<b>Age (days)</b>													
Median (50 <sup>th</sup> percentile)	83	78	82	83	76	82	77	75	83	77	80	89	90
95 <sup>th</sup> percentile	358	444	390	329	333	357	351	351	379	351	347	355	370
<b># of Cases in Age Interval</b>													
0 - 60 days (0 - 2 months)	196	199	173	176	212	192	217	198	199	221	209	207	201
61-120 days (3 - 4 months)	113	119	133	118	101	112	117	114	133	122	148	157	126
121-180 days (5 - 6 months)	72	62	57	76	74	76	62	72	71	76	80	74	86
181-270 days (7 - 9 months)	58	55	55	50	48	52	60	53	56	58	64	57	58
> 270 days (> 9 months)	53	44	41	43	41	46	45	40	50	51	50	53	57
<b>Burglary/Theft/Larceny</b>													
<b>Age (days)</b>													
Median (50 <sup>th</sup> percentile)	78	69	69	77	84	90	88	90	91	91	91	91	91
95 <sup>th</sup> percentile	349	358	452	377	386	417	411	424	403	374	383	381	408
<b># of Cases in Age Interval</b>													
0 - 60 days (0 - 2 months)	276	345	321	296	296	292	273	301	262	288	301	308	294
121-180 days (5 - 6 months)	174	165	174	226	221	195	196	192	205	187	206	194	199
61-120 days (3 - 4 months)	86	98	105	91	109	128	139	125	108	126	129	139	116
181-270 days (7 - 9 months)	75	62	56	71	70	81	73	87	95	95	101	107	112
> 270 days (> 9 months)	77	76	71	76	75	80	93	92	93	93	93	98	95

(\*) The highest crime category since filing is used to classify cases. For example, a case initially charged with homicide is reported as a homicide regardless of whether or not the charge is reduced since filing. On the other hand, if the charge for a case is upgraded later, then the reporting category in later reports will reflect the upgraded (higher) crime category.

Reflects all documents received by **03/15/2017**.

(1) "Controlled Substance - Non Drug Court" are drug related cases that have never been accepted into drug court.

(2) "Controlled Substance - Drug Court" are drug related cases that have been formally accepted into drug court (identified by "Order of Participation").

Table 6 (cont.). Age of Pending Criminal Cases  
King County Superior Court

Crime Category (*)	Feb 2016	Mar 2016	Apr 2016	May 2016	Jun 2016	Jul 2016	Aug 2016	Sep 2016	Oct 2016	Nov 2016	Dec 2016	Jan 2017	Feb 2017
<b>Motor Vehicle Theft</b>													
<b>Age (days)</b>													
Median (50 <sup>th</sup> percentile)	60	58	54	60	64	56	66	80	61	67	73	84	88
95 <sup>th</sup> percentile	344	365	230	266	284	311	342	316	347	377	408	414	285
<b># of Cases in Age Interval</b>													
0 - 60 days (0 - 2 months)	28	31	35	34	28	35	34	30	31	35	26	25	24
61-120 days (3 - 4 months)	11	10	13	18	17	16	21	19	13	18	20	23	19
121-180 days (5 - 6 months)	10	9	4	3	4	8	9	8	10	9	7	9	10
181-270 days (7 - 9 months)	3	4	7	10	5	5	5	6	6	5	7	6	6
> 270 days (> 9 months)	4	6	3	3	4	5	7	6	6	7	7	6	5
<b>Controlled Substance - Non Drug Court<sup>(1)</sup></b>													
<b>Age (days)</b>													
Median (50 <sup>th</sup> percentile)	89	79	81	90	89	92	73	66	77	84	99	85	92
95 <sup>th</sup> percentile	409	395	347	350	379	381	398	399	429	431	465	455	451
<b># of Cases in Age Interval</b>													
0 - 60 days (0 - 2 months)	130	144	146	102	120	134	165	194	169	154	140	163	153
61-120 days (3 - 4 months)	79	79	90	104	107	77	81	94	114	124	111	109	111
121-180 days (5 - 6 months)	61	45	49	49	56	62	57	45	49	56	78	87	75
181-270 days (7 - 9 months)	39	45	43	37	30	36	39	43	42	34	30	40	52
> 270 days (> 9 months)	31	31	33	37	32	39	40	36	42	45	47	42	40
<b>Drug Court<sup>(2)</sup></b>													
<b>Age (days)</b>													
Median (50 <sup>th</sup> percentile)	389	396	408	418	414	417	412	402	411	413	414	411	424
95 <sup>th</sup> percentile	876	897	913	944	922	956	943	962	918	948	937	968	996
<b># of Cases in Age Interval</b>													
0 - 60 days (0 - 2 months)	1	3	1	0	0	2	1	2	0	2	1	1	0
61-120 days (3 - 4 months)	13	10	11	11	11	11	10	5	8	11	6	7	4
121-180 days (5 - 6 months)	26	18	23	18	17	22	30	20	16	15	23	18	13
181-270 days (7 - 9 months)	42	47	40	43	43	45	48	51	49	52	39	43	41
> 270 days (> 9 months)	221	231	236	229	229	227	237	231	230	234	252	244	238
<b>Other</b>													
<b>Age (days)</b>													
Median (50 <sup>th</sup> percentile)	81	77	81	75	72	83	90	90	89	101	100	106	119
95 <sup>th</sup> percentile	392	367	380	349	312	329	346	333	336	322	346	357	372
<b># of Cases in Age Interval</b>													
0 - 60 days (0 - 2 months)	153	161	159	191	212	165	212	204	176	179	190	172	140
61-120 days (3 - 4 months)	96	103	112	114	106	153	146	122	160	144	135	148	136
121-180 days (5 - 6 months)	64	59	50	64	64	71	78	100	92	92	111	102	95
181-270 days (7 - 9 months)	29	37	48	49	45	51	56	70	69	86	74	90	96
> 270 days (> 9 months)	42	41	38	36	36	42	46	46	47	48	59	62	75
<b>Criminal RALJ</b>													
<b>Age (days)</b>													
Median (50 <sup>th</sup> percentile)	188	169	174	191	198	199	213	227	216	195	208	227	237
95 <sup>th</sup> percentile	733	486	473	530	506	486	626	656	687	717	639	670	698
<b># of Cases in Age Interval</b>													
0 - 60 days (0 - 2 months)	22	27	24	11	16	18	10	8	18	26	17	6	7
61-120 days (3 - 4 months)	28	23	21	26	21	10	17	7	11	8	16	24	16
121-180 days (5 - 6 months)	19	24	27	21	21	25	21	10	16	16	11	9	16
181-270 days (7 - 9 months)	45	37	26	27	27	29	25	27	18	16	20	19	20
> 270 days (> 9 months)	35	35	42	48	46	41	45	45	39	40	43	40	39

(\*) The highest crime category since filing is used to classify cases. For example, a case initially charged with homicide is reported as a homicide regardless of whether or not the charge is reduced since filing. On the other hand, if the charge for a case is upgraded later, then the reporting category in later reports will reflect the upgraded (higher) crime category.

Reflects all documents received by 03/15/2017.

(1) "Controlled Substance - Non Drug Court" are drug related cases that have never been accepted into drug court.

(2) "Controlled Substance - Drug Court" are drug related cases that have been formally accepted into drug court (identified by "Order of Participation").

Table 7. Comparison between SEA/KNT: Filings, Resolutions, and Pending Caseload  
King County Superior Court

	Mar 2016	Apr 2016	May 2016	Jun 2016	Jul 2016	Aug 2016	Sep 2016	Oct 2016	Nov 2016	Dec 2016	Jan 2017	Feb 2017 <sup>(1)</sup>
<b>Total Filings</b>												
SEA - # of Cases Filed	360	306	265	347	337	379	297	315	283	304	268	273
KNT - # of Cases Filed	298	206	236	258	212	316	253	258	245	238	247	213
SEA %	55%	60%	53%	57%	61%	54%	54%	55%	54%	56%	52%	56%
KNT %	45%	40%	47%	43%	39%	46%	46%	45%	46%	44%	48%	44%
<b>Total Resolutions</b>												
SEA - # of Cases Resolved	283	211	257	302	278	262	283	268	270	277	257	293
KNT - # of Cases Resolved	270	224	223	218	194	205	239	227	191	185	192	193
SEA - Drug Court Cases Resolved	13	8	19	5	17	13	20	11	13	13	16	13
KNT - Drug Court Cases Resolved	5	6	8	2	2	2	11	7	3	5	15	10
SEA %	50%	47%	51%	57%	57%	54%	51%	52%	57%	58%	54%	58%
KNT %	47%	50%	44%	41%	40%	43%	43%	44%	40%	39%	40%	39%
SEA - Drug Court %	2%	2%	4%	1%	3%	3%	4%	2%	3%	3%	3%	3%
KNT - Drug Court %	1%	1%	2%	0%	0%	0%	2%	1%	1%	1%	3%	2%
<b>Total Pending</b>												
SEA - # of Cases Pending	1471	1511	1566	1571	1606	1650	1675	1674	1672	1714	1675	1628
KNT - # of Cases Pending	1091	1048	1072	1109	1104	1176	1173	1168	1209	1265	1313	1258
SEA - Drug Court Cases Pending	215	214	209	212	217	232	220	215	226	234	232	221
KNT - Drug Court Cases Pending	94	97	92	88	90	94	89	88	88	87	81	75
SEA %	51%	53%	53%	53%	53%	52%	53%	53%	52%	52%	51%	51%
KNT %	38%	37%	36%	37%	37%	37%	37%	37%	38%	38%	40%	40%
SEA - Drug Court %	7%	7%	7%	7%	7%	7%	7%	7%	7%	7%	7%	7%
KNT - Drug Court %	3%	3%	3%	3%	3%	3%	3%	3%	3%	3%	3%	2%

(1) Reflects all documents received by 03/15/2017.

(2) The number of judges does not include RJC chief judge and the criminal chief judge at SEA.

Table 8. Drug Court Statistics

King County Superior Court

Categories	Jan 2016	Feb 2016	Mar 2016	Apr 2016	May 2016	Jun 2016	Jul 2016	Aug 2016	Sep 2016	Oct 2016	Nov 2016	Dec 2016	Jan 2017	Feb 2017
Referrals - Total	31	28	23	51	31	56	46	63	45	42	36	37	35	38
Directly from PA	18	17	11	24	10	27	22	38	29	14	19	27	19	25
From Mainstream	13	11	22	27	21	39	24	25	16	28	17	10	16	13
Arraignments in Drug Court <sup>(1)</sup>	13	13	15	16	17	15	11	26	27	23	13	19	19	18
GP in Drug Court <sup>(2)</sup>	1	3	2	0	0	1	0	1	0	1	0	2	0	0
Return to mainstream <sup>(3)</sup>	31	12	13	7	10	12	11	11	24	13	19	22	21	18
Opt-in <sup>(4)</sup>	25	15	21	17	16	15	27	31	13	16	22	19	23	14
Graduations <sup>(5)</sup>	27	14	9	11	22	5	14	8	22	6	11	5	24	12
Terminations <sup>(6)</sup>	12	3	9	3	5	2	5	7	9	12	5	13	7	11

- (1) Arraignments held in drug court regardless opt-in status of the cases.
- (2) Guilty pleas entered in drug court before opt-in.
- (3) Referred to drug court but decision by court order to go to mainstream.
- (4) Opt-in reflects the court order of participation.
- (5) Graduations are dismissals of opted-in cases after the completion of program.
- (6) Terminations are cases that fail in drug court.