



# King County

Department of Judicial Administration

*Barbara Miner*

*Director and Superior Court Clerk*

(206) 296-9300 (206) 296-0100 TTY/TDD

King County Superior Court

## Criminal Department Statistical Report

August 2020

Department of Judicial Administration

Prepared by: Shiquan Liao, Ph.D., Statistician

September 15, 2020

**Report #: CRM-2020-08**

*Seattle:*

516 Third Avenue Room E609  
Seattle, WA 98104-2386

*Regional Justice Center:*

401 Fourth Avenue North Room 2C  
Kent, WA 98032-4429

*Juvenile Division:*

1211 East Alder Room 3015  
Seattle, WA 98122-5598

## Criminal Statistics Summary

**NOTE: Washington State Supreme Court orders related to the coronavirus pandemic, beginning March 2020, affect the statistics for the foreseeable future.**

- **Filings**

As shown in the first chart on page 4, the monthly filings vary considerably from month to month. A total of 516 criminal cases were filed in August 2020. Of the 516 cases filed, 46% were MRJC cases. The year-to-date average filing volume in 2020 was 488 cases per month, compared with 515, 511, 519, 532, 535, 562, 548, 523 and 563 cases per month in 2011, 2012, 2013, 2014, 2015, 2016, 2017, 2018 and 2019, respectively.

- **Resolutions**

Like the monthly filings, the number of criminal cases resolved per month also varies from month to month (monthly resolution pattern is shown on page 4). The number of resolutions in August 2020 was 343 cases. Of the 343 cases resolved, 41% were MRJC cases. The year-to-date average resolution volume in 2020 was 340 cases per month, compared with 539, 481, 502, 514, 549, 506, 525, 481 and 494 cases per month in 2011, 2012, 2013, 2014, 2015, 2016, 2017, 2018 and 2019, respectively.

- **Pending Caseload**

At the end of August 2020, the active pending criminal caseload is 5,653 cases, including criminal RALJ cases, higher than that in the previous months. Of the 5,653 pending criminal cases, 38% are MRJC cases. The breakdown of the 5,653 pending cases by crime category was: homicide (n=145), sex crime (n=551), robbery (n=289), aggravated assault (n=1100), burglary/theft (n=1518), motor vehicle theft (n=158), controlled substances – non-drug court (n=749), drug court (n=280), other felonies (n=782), and RALJ (n=81). **The increase in pending caseload is primarily due to the COVID-19 pandemic causing the court to issue many fewer bench warrants and to postpone jury trials, thus keeping these cases in pending active status.**

- **Age of Pending Cases**

The median age (age for half of the pending cases) of pending cases are shown in Table 6. The median age of all active pending cases (excluding RALJ) at the end of August 2020 was 181 days. At the end of August 2020, 1531 non-drug court cases and 243 drug court cases still remained as active (unresolved) more than nine months since filing. Table 6 shows the number of active pending cases within pre-defined age intervals.

**Conclusion: The average monthly filings of criminal cases were 488 cases in 2020. The resolution pace was lower than the filing pace in the same time period, with an average of 340 cases per month. The pending caseload (including RALJ) for both SEA and the MRJC was 5,653 cases at the end of August 2020. The pending caseload at the MRJC were 2,168 cases (including 69 drug court cases) at the end of August 2020. About 38% of the total pending criminal cases were the MRJC cases.**

## Terminology

### **Age of Pending Case**

Time (days) from filing to resolution, less suspense time if applicable.

### **Age of Resolved Case**

Time (days) from filing to resolution, less suspense time if applicable.

### **End Pending**

Number of pending cases at the end of reporting period.

### **Net Change in Pending**

The change in number of pending cases (end pending minus previous pending).

### **Pending Case**

A case is defined as pending if it is unresolved and not on suspense status.

### **Previous Pending**

Number of pending cases at the beginning of reporting period.

### **Reactivated Case**

A case returns to active from suspense status during the reporting period.

### **Resolution**

A case is resolved if all issues in the complaint are fully adjudicated. However, a drug court case is reported as resolved only when dispositive document is also filed (completed).

### **Resolution Category**

Five resolution categories are used to report resolution of criminal cases: jury trial (CVJV, AQJV), non-jury trial (CVCT, AQCT), guilty plea (GP, GPAT, GPJT), dismissal (DSM), and other (all other resolution codes). For criminal RALJ cases, the resolution categories are: RALJ decision (CDTA, CDTM, CDTR), dismissal (DSRM), and others (any other resolution codes).

### **Suspended Case**

A case is placed in suspense status (removing from active) during the reporting period.

### **Suspense Status**

A case is said to be on suspense status if it is on warrant or appeal.

### **Suspense Time**

Time (days) a case is on suspense status.

Figure 1. Number of Criminal Filings, Resolutions and Pending Caseload by Month

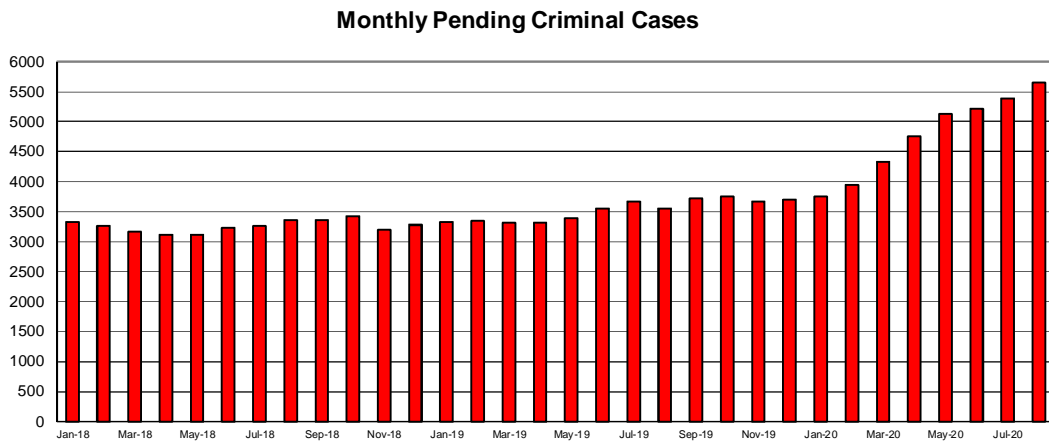
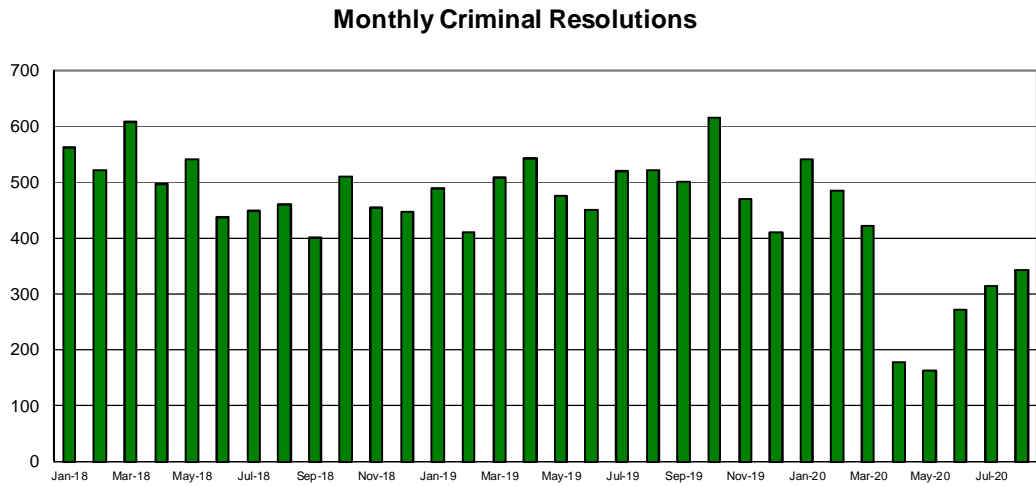
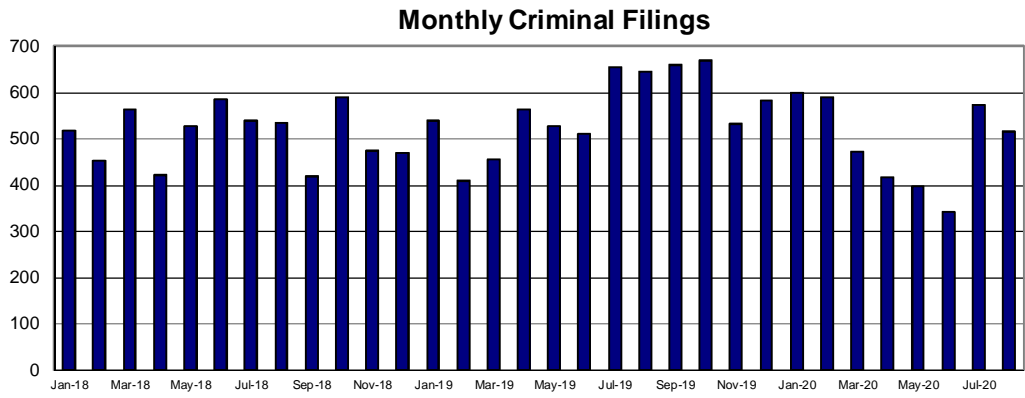


Figure 2. Crime Category as a Percentage of Total Filings by Year

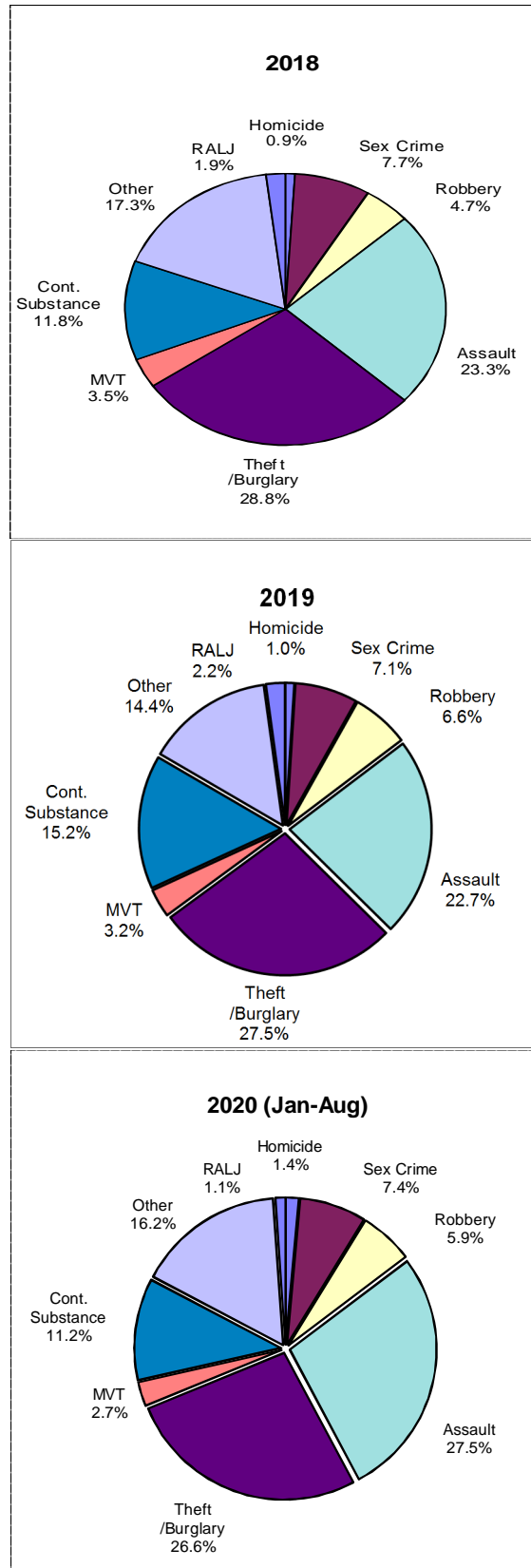


Table 1. Monthly Criminal New Filings by Crime Category (\*)  
King County Superior Court

	Jan	Feb	Mar	Apr	May	Jun	Jul	Aug	Sep	Oct	Nov	Dec
<b>Total</b>												
2017	8	486	629	582	583	591	506	593	510	600	520	460
2018	519	452	564	423	528	586	541	534	419	591	474	471
2019	540	409	455	564	527	511	655	646	660	670	532	584
2020	599	591	472	416	397	342	573	516				
<b>Homicide</b>												
2017	7	2	1	5	2	7	3	9	5	5	6	5
2018	6	2	6	7	6	2	4	1	3	9	3	8
2019	4	6	3	4	4	9	10	5	2	9	4	8
2020	4	3	4	7	7	14	8	9				
<b>Sex Crime</b>												
2017	15	27	24	44	55	24	27	46	27	32	22	37
2018	36	30	43	31	34	44	42	38	40	49	41	42
2019	42	30	36	43	39	33	37	50	44	42	31	54
2020	35	45	36	42	45	21	38	26				
<b>Robbery</b>												
2017	16	22	28	17	23	18	20	14	14	15	16	15
2018	25	15	18	17	30	16	20	25	30	35	27	29
2019	44	39	40	35	33	21	46	33	43	31	36	42
2020	39	31	23	28	28	27	33	21				
<b>Aggravated Assault</b>												
2017	115	105	146	125	128	136	117	148	132	143	112	98
2018	117	117	110	107	126	140	134	147	93	113	115	106
2019	122	109	114	127	140	105	143	161	123	139	116	134
2020	141	148	129	137	114	111	132	162				
<b>Burglary/Theft /Larceny</b>												
2017	173	164	190	167	166	160	140	142	139	170	155	146
2018	157	148	181	111	151	158	147	132	119	189	123	143
2019	157	101	132	146	143	136	160	208	207	182	132	155
2020	156	141	110	89	99	91	201	153				
<b>Motor Vehicle Theft</b>												
2017	16	11	18	22	11	21	12	20	13	19	16	18
2018	21	24	31	10	14	16	11	16	9	26	13	20
2019	19	8	15	21	20	15	25	18	17	26	20	15
2020	14	14	13	3	10	12	11	27				
<b>Controlled Substance</b>												
2017	79	80	91	79	92	99	79	109	80	109	90	45
2018	47	42	41	37	64	93	66	65	52	84	81	51
2019	61	30	25	89	61	104	128	82	138	135	97	79
2020	99	110	74	18	19	16	77	25				
<b>Other</b>												
2017	93	69	114	109	87	107	101	95	91	94	93	85
2018	99	69	120	98	96	104	109	100	57	79	61	61
2019	72	76	77	89	76	82	98	81	69	92	87	76
2020	101	82	76	89	75	47	70	93				
<b>Criminal RALJ</b>												
2017	1	6	17	14	19	19	7	10	9	13	10	11
2018	11	5	14	5	7	13	8	10	16	7	10	11
2019	19	10	13	10	11	6	8	8	17	14	9	21
2020	10	17	7	3	0	3	3	0				
<b>KNT Filing as % of Total</b>												
2017	48%	44%	45%	42%	46%	41%	40%	47%	48%	44%	46%	44%
2018	44%	44%	41%	45%	43%	41%	46%	37%	35%	40%	41%	40%
2019	38%	42%	44%	41%	35%	41%	35%	44%	37%	37%	35%	37%
2020	41%	36%	38%	42%	37%	43%	45%	46%				

(\*) The highest crime category in a case's history is used to classify cases. For example, a case charged with homicide at any time in the case's history is reported as a homicide regardless of whether the charge is reduced at resolution.

Table 2. Monthly Criminal Case Resolutions by Crime Category  
King County Superior Court

	Jan	Feb	Mar	Apr	May	Jun	Jul	Aug	Sep	Oct	Nov	Dec
<b>Total</b>												
2017	480	509	596	461	565	546	434	589	529	614	541	429
2018	562	523	609	497	542	437	450	460	402	510	454	447
2019	489	411	508	543	477	451	521	523	501	617	470	411
2020	541	485	423	178	163	272	315	343				
<b>Homicide</b>												
2017	3	4	2	4	6	2	4	4	4	6	6	1
2018	6	5	8	3	3	1	2	3	3	2	4	6
2019	3	8	6	4	7	6	6	5	8	7	8	10
2020	5	2	5	2	0	1	1	1				
<b>Sex Crime</b>												
2017	37	34	37	18	37	31	23	36	34	35	34	32
2018	39	31	39	19	31	29	21	36	34	47	40	28
2019	39	32	51	48	34	35	33	48	41	37	25	17
2020	37	32	17	14	10	8	27	25				
<b>Robbery</b>												
2017	22	24	28	20	20	20	13	25	23	26	17	17
2018	13	21	20	27	20	16	24	18	34	40	31	26
2019	24	30	37	43	44	28	53	34	38	33	34	30
2020	36	33	27	11	10	17	21	25				
<b>Aggravated Assault</b>												
2017	116	104	147	108	105	111	108	108	118	137	141	107
2018	146	116	151	125	111	115	101	135	90	136	124	118
2019	118	96	137	127	116	93	121	114	119	161	127	98
2020	131	138	103	48	40	72	73	108				
<b>Burglary/Theft /Larceny</b>												
2017	127	157	158	128	171	180	121	171	129	169	150	104
2018	143	151	161	125	164	119	137	119	112	111	131	115
2019	136	103	115	132	118	114	139	125	136	164	110	124
2020	146	102	113	26	28	66	61	64				
<b>Motor Vehicle Theft</b>												
2017	14	18	13	10	18	14	10	12	18	14	15	15
2018	12	11	13	18	17	10	12	7	14	12	18	15
2019	16	14	20	17	11	12	18	17	13	13	11	16
2020	15	7	12	0	4	8	2	4				
<b>Controlled Substance – Non Drug Court</b>												
2017	51	65	71	66	71	82	57	100	76	90	58	62
2018	79	99	73	28	80	56	64	44	45	51	33	65
2019	59	43	49	70	46	51	48	78	59	74	44	45
2020	74	61	55	12	16	26	35	41				
<b>Drug Court</b>												
2017	31	23	28	18	39	19	16	21	25	31	31	17
2018	33	11	26	55	27	15	6	19	16	20	8	8
2019	20	18	24	13	14	38	23	16	17	19	31	6
2020	21	30	22	20	21	12	18	7				
<b>Other</b>												
2017	69	71	101	79	85	76	76	100	88	94	78	64
2018	81	58	108	87	73	64	76	67	46	84	63	54
2019	57	56	62	74	77	67	74	73	63	91	65	57
2020	66	71	66	32	21	49	63	50				
<b>Criminal RALJ</b>												
2017	10	9	11	10	13	11	6	12	14	12	11	10
2018	11	20	10	10	16	12	7	12	8	7	2	12
2019	17	11	7	15	10	7	6	13	7	18	15	8
2020	10	9	3	13	13	13	14	18				
<b>KNT as % of Total</b>												
2017	43%	40%	42%	45%	43%	43%	41%	40%	42%	44%	47%	44%
2018	43%	35%	45%	42%	42%	40%	40%	44%	43%	39%	37%	39%
2019	44%	42%	39%	37%	44%	40%	42%	40%	43%	44%	38%	41%
2020	44%	41%	38%	33%	39%	44%	41%	41%				

The highest crime category in a case's history is used to classify cases. For example, a case charged with homicide at any time in the case's history is reported as a homicide regardless of whether the charge is reduced at resolution.

“Controlled Substance - Non Drug Court” are drug related cases that have never been accepted into drug court.

“Drug Court” are cases that have been formally accepted into drug court (identified by orders).

Table 3. Number of Cases Resolved and Resolution Category  
King County Superior Court

Crime Category (*)	Aug 2019	Sep 2019	Oct 2019	Nov 2019	Dec 2019	Jan 2020	Feb 2020	Mar 2020	Apr 2020	May 2020	Jun 2020	Jul 2020	Aug 2020
<b>Homicide</b>	<b>5</b>	<b>8</b>	<b>7</b>	<b>8</b>	<b>10</b>	<b>5</b>	<b>2</b>	<b>5</b>	<b>2</b>	<b>0</b>	<b>1</b>	<b>1</b>	<b>1</b>
Resolved by Jury Trial	1	0	3	2	5	0	1	0	1	0	0	0	0
Resolved by Non-Jury Trial	0	0	0	0	0	0	0	1	0	0	0	0	0
Resolved by Guilty Plea	4	7	3	3	5	5	1	4	0	0	0	1	1
Dismissal	0	1	0	3	0	0	0	0	1	0	1	0	0
Others	0	0	1	0	0	0	0	0	0	0	0	0	0
<b>Sex Crime</b>	<b>48</b>	<b>41</b>	<b>37</b>	<b>25</b>	<b>17</b>	<b>37</b>	<b>32</b>	<b>17</b>	<b>14</b>	<b>10</b>	<b>8</b>	<b>27</b>	<b>25</b>
Resolved by Jury Trial	2	1	1	2	0	3	2	0	0	0	0	0	1
Resolved by Non-Jury Trial	1	0	0	0	0	0	0	0	0	0	0	0	0
Resolved by Guilty Plea	36	29	29	17	16	28	22	13	13	6	6	16	21
Dismissal	9	10	7	6	1	5	8	4	1	4	2	11	3
Others	0	1	0	0	0	1	0	0	0	0	0	0	0
<b>Robbery</b>	<b>34</b>	<b>38</b>	<b>33</b>	<b>34</b>	<b>30</b>	<b>36</b>	<b>33</b>	<b>27</b>	<b>11</b>	<b>10</b>	<b>17</b>	<b>21</b>	<b>25</b>
Resolved by Jury Trial	1	1	1	5	0	0	1	0	0	0	0	0	1
Resolved by Non-Jury Trial	0	0	0	0	0	0	0	0	0	0	0	0	0
Resolved by Guilty Plea	33	35	26	29	26	35	29	24	9	9	14	17	22
Dismissal	0	2	6	0	4	1	3	3	2	1	3	4	2
Others	0	0	0	0	0	0	0	0	0	0	0	0	0
<b>Aggravated Assault</b>	<b>114</b>	<b>119</b>	<b>161</b>	<b>127</b>	<b>98</b>	<b>131</b>	<b>138</b>	<b>103</b>	<b>48</b>	<b>40</b>	<b>72</b>	<b>73</b>	<b>108</b>
Resolved by Jury Trial	4	3	4	6	8	7	8	4	0	0	0	0	0
Resolved by Non-Jury Trial	1	0	0	1	0	0	0	0	0	0	0	0	0
Resolved by Guilty Plea	88	99	131	102	76	98	106	74	32	31	52	53	79
Dismissal	21	17	26	18	14	26	24	25	16	9	20	20	29
Others	0	0	0	0	0	0	0	0	0	0	0	0	0
<b>Burglary/Theft/Larceny</b>	<b>125</b>	<b>136</b>	<b>164</b>	<b>110</b>	<b>124</b>	<b>146</b>	<b>102</b>	<b>113</b>	<b>26</b>	<b>28</b>	<b>66</b>	<b>61</b>	<b>64</b>
Resolved by Jury Trial	1	1	4	4	3	2	3	1	0	0	0	0	0
Resolved by Non-Jury Trial	0	0	1	0	0	0	0	0	0	0	0	0	0
Resolved by Guilty Plea	101	127	127	90	102	125	78	83	17	19	56	44	44
Dismissal	23	8	32	16	19	19	21	29	9	9	10	17	20
Others	0	0	0	0	0	0	0	0	0	0	0	0	0
<b>Motor Vehicle Theft</b>	<b>17</b>	<b>13</b>	<b>13</b>	<b>11</b>	<b>16</b>	<b>15</b>	<b>7</b>	<b>12</b>	<b>0</b>	<b>4</b>	<b>8</b>	<b>2</b>	<b>4</b>
Resolved by Jury Trial	0	0	0	0	0	1	0	1	0	0	0	0	0
Resolved by Non-Jury Trial	0	0	0	0	0	0	0	0	0	0	0	0	0
Resolved by Guilty Plea	14	12	12	8	12	11	5	9	0	2	7	2	3
Dismissal	3	1	1	3	4	3	2	2	0	2	1	0	1
Others	0	0	0	0	0	0	0	0	0	0	0	0	0
<b>Controlled Substance</b>	<b>78</b>	<b>59</b>	<b>74</b>	<b>44</b>	<b>45</b>	<b>74</b>	<b>61</b>	<b>55</b>	<b>12</b>	<b>16</b>	<b>26</b>	<b>35</b>	<b>41</b>
Resolved by Jury Trial	0	0	1	0	0	0	0	0	0	0	0	0	0
Resolved by Non-Jury Trial	0	0	0	0	0	0	0	0	0	0	0	0	0
Resolved by Guilty Plea	55	44	51	30	34	50	51	34	9	4	20	21	27
Dismissal	23	15	22	14	11	23	10	21	3	12	6	14	14
Others	0	0	0	0	0	1	0	0	0	0	0	0	0
<b>Drug Court</b>	<b>16</b>	<b>17</b>	<b>19</b>	<b>31</b>	<b>6</b>	<b>21</b>	<b>30</b>	<b>22</b>	<b>20</b>	<b>21</b>	<b>12</b>	<b>18</b>	<b>7</b>
Resolved by Non-Jury Trial	0	1	0	2	3	0	6	4	3	0	7	4	0
Resolved by Guilty Plea	3	6	3	5	2	2	3	3	1	6	1	2	1
Dismissal	13	10	16	24	1	0	21	15	16	15	4	12	6
Others	0	0	0	0	0	19	0	0	0	0	0	0	0
<b>Other</b>	<b>73</b>	<b>63</b>	<b>91</b>	<b>65</b>	<b>57</b>	<b>66</b>	<b>71</b>	<b>66</b>	<b>32</b>	<b>21</b>	<b>49</b>	<b>63</b>	<b>50</b>
Resolved by Jury Trial	1	1	0	0	3	0	3	0	0	0	0	0	0
Resolved by Non-Jury Trial	0	0	0	0	0	1	0	0	0	0	0	0	0
Resolved by Guilty Plea	48	49	58	42	39	53	46	38	19	16	38	45	36
Dismissal	24	13	32	23	14	12	22	27	13	5	11	18	14
Others	0	0	1	0	1	0	0	1	0	0	0	0	0
<b>Criminal RALJ</b>	<b>13</b>	<b>7</b>	<b>18</b>	<b>15</b>	<b>8</b>	<b>10</b>	<b>9</b>	<b>3</b>	<b>13</b>	<b>13</b>	<b>13</b>	<b>14</b>	<b>18</b>
RALJ Decision	8	4	11	11	5	8	8	3	8	10	12	9	15
Dismissal	4	2	3	3	2	2	1	0	4	3	1	5	3
Others	1	1	4	1	1	0	0	0	1	0	0	0	0

The highest crime category in a case's history is used to classify cases. For example, a case charged with homicide at any time in the case's history is reported as a homicide regardless of whether the charge is reduced at resolution.

"Controlled Substance - Non Drug Court" are drug related cases that have never been accepted into drug court.

"Drug Court" are cases that have been formally accepted into drug court (identified by orders).



Table 4. Age (days) of Resolved Cases  
King County Superior Court

Crime Category (*)	Aug 2019	Sep 2019	Oct 2019	Nov 2019	Dec 2019	Jan 2020	Feb 2020	Mar 2020	Apr 2020	May 2020	Jun 2020	Jul 2020	Aug 2020
<b>All Resolutions</b>	<b>523</b>	<b>501</b>	<b>617</b>	<b>470</b>	<b>411</b>	<b>541</b>	<b>485</b>	<b>423</b>	<b>178</b>	<b>163</b>	<b>272</b>	<b>315</b>	<b>343</b>
50% Cases Resolved by Day	109	123	101	125	108	123	136	90	108	92	130	162	181
Average Days to Resolution	156	174	179	210	215	202	196	200	223	189	190	211	210
<b>Homicide (**)</b>	<b>5</b>	<b>8</b>	<b>7</b>	<b>8</b>	<b>10</b>	<b>5</b>	<b>2</b>	<b>5</b>	<b>2</b>	<b>0</b>	<b>1</b>	<b>1</b>	<b>1</b>
50% Cases Resolved by Day	720	491	589	302	746	460	449	585	1102	--	356	406	924
Average Days to Resolution	783	473	691	422	650	621	449	699	1102	--	356	406	924
<b>Sex Crime</b>	<b>48</b>	<b>41</b>	<b>37</b>	<b>25</b>	<b>17</b>	<b>37</b>	<b>32</b>	<b>17</b>	<b>14</b>	<b>10</b>	<b>8</b>	<b>27</b>	<b>25</b>
50% Cases Resolved by Day	215	231	201	269	228	258	280	180	110	108	231	212	259
Average Days to Resolution	215	275	274	256	287	278	339	234	184	145	251	256	276
<b>Robbery</b>	<b>34</b>	<b>38</b>	<b>33</b>	<b>34</b>	<b>30</b>	<b>36</b>	<b>33</b>	<b>27</b>	<b>11</b>	<b>10</b>	<b>17</b>	<b>21</b>	<b>25</b>
50% Cases Resolved by Day	149	112	102	178	76	125	150	68	118	163	132	154	222
Average Days to Resolution	154	151	122	444	433	179	159	115	112	189	148	225	214
<b>Aggravated Assault</b>	<b>114</b>	<b>119</b>	<b>161</b>	<b>127</b>	<b>98</b>	<b>131</b>	<b>138</b>	<b>103</b>	<b>48</b>	<b>40</b>	<b>72</b>	<b>73</b>	<b>108</b>
50% Cases Resolved by Day	121	104	91	118	92	115	111	61	66	58	93	136	154
Average Days to Resolution	147	144	135	149	135	148	151	87	112	99	120	172	175
<b>Burglary/Theft/Larceny</b>	<b>125</b>	<b>136</b>	<b>164</b>	<b>110</b>	<b>124</b>	<b>146</b>	<b>102</b>	<b>113</b>	<b>26</b>	<b>28</b>	<b>66</b>	<b>61</b>	<b>64</b>
50% Cases Resolved by Day	76	109	103	84	95	112	117	96	71	53	146	153	154
Average Days to Resolution	117	152	167	121	229	142	153	158	163	125	197	182	193
<b>Motor Vehicle Theft</b>	<b>17</b>	<b>13</b>	<b>13</b>	<b>11</b>	<b>16</b>	<b>15</b>	<b>7</b>	<b>12</b>	<b>0</b>	<b>4</b>	<b>8</b>	<b>2</b>	<b>4</b>
50% Cases Resolved by Day	43	104	49	89	84	108	174	123	NA	185	180	198	268
Average Days to Resolution	98	137	104	95	176	126	242	174	NA	167	172	198	284
<b>Controlled Substance</b>	<b>78</b>	<b>59</b>	<b>74</b>	<b>44</b>	<b>45</b>	<b>74</b>	<b>61</b>	<b>55</b>	<b>12</b>	<b>16</b>	<b>26</b>	<b>35</b>	<b>41</b>
50% Cases Resolved by Day	89	117	102	111	109	118	116	98	96	9	133	197	189
Average Days to Resolution	129	158	152	110	132	296	159	119	150	64	190	216	207
<b>Drug Court</b>	<b>16</b>	<b>17</b>	<b>19</b>	<b>31</b>	<b>6</b>	<b>21</b>	<b>30</b>	<b>22</b>	<b>20</b>	<b>21</b>	<b>12</b>	<b>18</b>	<b>7</b>
50% Cases Resolved by Day	606	452	433	562	223	622	532	570	445	497	531	528	516
Average Days to Resolution	545	485	433	577	290	630	555	699	451	534	561	529	529
<b>Other</b>	<b>73</b>	<b>63</b>	<b>91</b>	<b>65</b>	<b>57</b>	<b>66</b>	<b>71</b>	<b>66</b>	<b>32</b>	<b>21</b>	<b>49</b>	<b>63</b>	<b>50</b>
50% Cases Resolved by Day	54	88	59	84	111	98	119	62	68	81	106	119	116
Average Days to Resolution	96	112	177	141	172	140	151	335	279	109	152	145	174
<b>Criminal RALJ</b>	<b>13</b>	<b>7</b>	<b>18</b>	<b>15</b>	<b>8</b>	<b>10</b>	<b>9</b>	<b>3</b>	<b>13</b>	<b>13</b>	<b>13</b>	<b>14</b>	<b>18</b>
50% Cases Resolved by Day	213	234	226	319	204	289	333	372	218	302	337	264	340
Average Days to Resolution	236	299	299	569	284	317	300	397	332	370	355	304	319

(\*) The highest crime category in a case's history is used to classify cases. For example, a case charged with homicide at any time during the case's history is reported as a homicide regardless of whether the charge is reduced at resolution.

(\*\*) Due to small number of resolutions in this category, the age statistics for homicides are expected to vary considerably.

"Controlled Substance - Non Drug Court" are drug related cases that have never been accepted into drug court.  
"Drug Court" are cases that have been formally accepted into drug court (identified by orders).

Table 5. Pending Criminal Cases  
King County Superior Court

Crime Category (*)	Aug 2019	Sep 2019	Oct 2019	Nov 2019	Dec 2019	Jan 2020	Feb 2020	Mar 2020	Apr 2020	May 2020	Jun 2020	Jul 2020	Aug 2020
<b>Total</b>													
Previous Pending	3671	3547	3715	3755	3664	3704	3756	3937	4337	4760	5131	5209	5386
New Filing	646	660	670	532	584	599	591	472	416	397	342	573	516
Resolved	523	501	617	470	411	541	485	423	178	163	272	315	343
<b>End Pending</b>	<b>3547</b>	<b>3715</b>	<b>3755</b>	<b>3664</b>	<b>3704</b>	<b>3756</b>	<b>3937</b>	<b>4337</b>	<b>4760</b>	<b>5131</b>	<b>5209</b>	<b>5386</b>	<b>5653</b>
<b>Homicide</b>													
Previous Pending	115	114	107	109	107	103	97	101	105	108	117	131	134
New Filing	5	2	9	4	8	4	3	4	7	7	14	8	9
Resolved	5	8	7	8	10	5	2	5	2	0	1	1	1
<b>End Pending</b>	<b>114</b>	<b>107</b>	<b>109</b>	<b>107</b>	<b>103</b>	<b>97</b>	<b>101</b>	<b>105</b>	<b>108</b>	<b>117</b>	<b>131</b>	<b>134</b>	<b>145</b>
<b>Sex Crime</b>													
Previous Pending	391	368	359	364	351	396	378	394	433	469	509	528	543
New Filing	50	44	42	31	54	35	45	36	42	45	21	38	26
Resolved	48	41	37	25	17	37	32	17	14	10	8	27	25
<b>End Pending</b>	<b>368</b>	<b>359</b>	<b>364</b>	<b>351</b>	<b>396</b>	<b>378</b>	<b>394</b>	<b>433</b>	<b>469</b>	<b>509</b>	<b>528</b>	<b>543</b>	<b>551</b>
<b>Robbery</b>													
Previous Pending	221	212	212	213	204	223	217	221	237	257	271	282	291
New Filing	33	43	31	36	42	39	31	23	28	28	27	33	21
Resolved	34	38	33	34	30	36	33	27	11	10	17	21	25
<b>End Pending</b>	<b>212</b>	<b>212</b>	<b>213</b>	<b>204</b>	<b>223</b>	<b>217</b>	<b>221</b>	<b>237</b>	<b>257</b>	<b>271</b>	<b>282</b>	<b>291</b>	<b>289</b>
<b>Aggravated Assault</b>													
Previous Pending	698	703	720	712	689	721	687	721	782	883	955	999	1026
New Filing	161	123	139	116	134	141	148	129	137	114	111	132	162
Resolved	114	119	161	127	98	131	138	103	48	40	72	73	108
<b>End Pending</b>	<b>703</b>	<b>720</b>	<b>712</b>	<b>689</b>	<b>721</b>	<b>687</b>	<b>721</b>	<b>782</b>	<b>883</b>	<b>955</b>	<b>999</b>	<b>1026</b>	<b>1100</b>
<b>Burglary/Theft/Larceny</b>													
Previous Pending	869	834	940	938	900	844	893	958	1076	1183	1315	1327	1417
New Filing	208	207	182	132	155	156	141	110	89	99	91	201	153
Resolved	125	136	164	110	124	146	102	113	26	28	66	61	64
<b>End Pending</b>	<b>834</b>	<b>940</b>	<b>938</b>	<b>900</b>	<b>844</b>	<b>893</b>	<b>958</b>	<b>1076</b>	<b>1183</b>	<b>1315</b>	<b>1327</b>	<b>1417</b>	<b>1518</b>
<b>Motor Vehicle Theft</b>													
Previous Pending	87	84	80	89	93	91	89	99	113	118	124	127	132
New Filing	18	17	26	20	15	14	14	13	3	10	12	11	27
Resolved	17	13	13	11	16	15	7	12	0	4	8	2	4
<b>End Pending</b>	<b>84</b>	<b>80</b>	<b>89</b>	<b>93</b>	<b>91</b>	<b>89</b>	<b>99</b>	<b>113</b>	<b>118</b>	<b>124</b>	<b>127</b>	<b>132</b>	<b>158</b>
<b>Controlled Substance - Non Drug Court <sup>(1)</sup></b>													
Previous Pending	453	417	451	469	479	460	500	523	616	676	728	719	744
Resolved	78	59	74	44	45	74	61	55	12	16	20	35	41
<b>End Pending</b>	<b>417</b>	<b>451</b>	<b>469</b>	<b>479</b>	<b>460</b>	<b>500</b>	<b>523</b>	<b>616</b>	<b>676</b>	<b>728</b>	<b>719</b>	<b>744</b>	<b>749</b>
<b>Drug Court <sup>(2)</sup></b>													
Previous Pending	287	289	303	319	312	305	310	314	319	328	302	275	271
New Enrollment	31	30	24	37	19	21	27	5	0	0	14	24	24
Resolved	16	17	19	31	6	21	30	22	20	21	12	18	7
<b>End Pending</b>	<b>289</b>	<b>303</b>	<b>319</b>	<b>312</b>	<b>305</b>	<b>310</b>	<b>314</b>	<b>319</b>	<b>328</b>	<b>302</b>	<b>275</b>	<b>271</b>	<b>280</b>
<b>Other</b>													
Previous Pending	419	400	407	409	402	421	447	463	507	600	692	725	735
New Filing	81	69	92	87	76	101	82	76	89	75	47	70	93
Resolved	73	63	91	65	57	66	71	66	32	21	49	63	50
<b>End Pending</b>	<b>400</b>	<b>407</b>	<b>409</b>	<b>402</b>	<b>421</b>	<b>447</b>	<b>463</b>	<b>507</b>	<b>600</b>	<b>692</b>	<b>725</b>	<b>735</b>	<b>782</b>
<b>Criminal RALJ</b>													
Previous Pending	131	126	136	133	127	140	138	143	147	138	118	96	93
New Filing	8	17	14	9	21	10	17	7	3	0	3	3	0
Resolved	13	7	18	15	8	10	9	3	13	13	13	14	18
<b>End Pending</b>	<b>126</b>	<b>136</b>	<b>133</b>	<b>127</b>	<b>140</b>	<b>138</b>	<b>143</b>	<b>147</b>	<b>138</b>	<b>118</b>	<b>96</b>	<b>93</b>	<b>81</b>
<b>Total Pending Caseload</b>													
SEA (%)	60%	61%	61%	60%	61%	62%	63%	63%	63%	63%	63%	62%	62%
KNT (%)	40%	40%	39%	40%	39%	38%	37%	37%	37%	37%	37%	38%	38%

(\*) Information from filing to the reporting time is used to determine crime category for pending cases. The category for a case in this table is the highest crime category since filing. For example, a case initially charged with homicide is reported as a homicide regardless of whether or not the charge is reduced since filing. On the other hand, if the charge for a case is upgraded later, then the reporting category in later reports will reflect the upgraded (higher) crime category.

Drug court cases are identified by orders.

Table 6. Age (days) of Pending Cases  
King County Superior Court

Crime Category (*)	Aug 2019	Sep 2019	Oct 2019	Nov 2019	Dec 2019	Jan 2020	Feb 2020	Mar 2020	Apr 2020	May 2020	Jun 2020	Jul 2020	Aug 2020
<b>All Pending (excl. RALJ)</b>	<b>3547</b>	<b>3715</b>	<b>3755</b>	<b>3664</b>	<b>3704</b>	<b>3756</b>	<b>3937</b>	<b>4335</b>	<b>4760</b>	<b>5131</b>	<b>5209</b>	<b>5293</b>	<b>5572</b>
Median Days (50%tile)	107	95	94	101	105	108	103	105	115	125	137	150	181
Average Days	183	171	167	170	176	169	161	164	173	182	194	197	242
<b>Homicide</b>	<b>114</b>	<b>107</b>	<b>109</b>	<b>107</b>	<b>103</b>	<b>97</b>	<b>101</b>	<b>105</b>	<b>108</b>	<b>117</b>	<b>131</b>	<b>134</b>	<b>145</b>
Median Days (50%tile)	371	361	360	350	328	308	306	294	320	333	319	296	321
Average Days	398	418	396	401	384	386	389	376	391	402	383	396	400
<b>Sex Crime</b>	<b>368</b>	<b>359</b>	<b>364</b>	<b>351</b>	<b>396</b>	<b>378</b>	<b>394</b>	<b>433</b>	<b>469</b>	<b>509</b>	<b>528</b>	<b>543</b>	<b>551</b>
Median Days (50%tile)	172	159	164	173	145	146	143	152	167	170	186	196	208
Average Days	211	210	210	221	207	211	196	205	214	226	239	249	281
<b>Robbery</b>	<b>212</b>	<b>212</b>	<b>213</b>	<b>204</b>	<b>223</b>	<b>217</b>	<b>221</b>	<b>237</b>	<b>257</b>	<b>271</b>	<b>282</b>	<b>291</b>	<b>289</b>
Median Days (50%tile)	101	82	87	90	91	93	87	99	121	138	140	154	172
Average Days	139	128	129	129	121	127	126	135	148	161	171	177	198
<b>Aggravated Assault</b>	<b>703</b>	<b>720</b>	<b>712</b>	<b>689</b>	<b>721</b>	<b>687</b>	<b>721</b>	<b>782</b>	<b>883</b>	<b>955</b>	<b>999</b>	<b>1026</b>	<b>1100</b>
Median Days (50%tile)	73	77	76	79	88	88	79	84	80	96	118	134	138
Average Days	127	125	121	124	125	128	118	126	133	147	156	165	178
<b>Burglary/Theft/Larceny</b>	<b>834</b>	<b>940</b>	<b>938</b>	<b>900</b>	<b>844</b>	<b>893</b>	<b>958</b>	<b>1076</b>	<b>1183</b>	<b>1315</b>	<b>1327</b>	<b>1417</b>	<b>1518</b>
Median Days (50%tile)	95	76	76	82	96	92	82	83	99	113	131	144	180
Average Days	160	132	131	134	139	134	129	133	148	158	168	168	220
<b>Motor Vehicle Theft</b>	<b>84</b>	<b>80</b>	<b>89</b>	<b>93</b>	<b>91</b>	<b>89</b>	<b>99</b>	<b>113</b>	<b>118</b>	<b>124</b>	<b>127</b>	<b>132</b>	<b>158</b>
Median Days (50%tile)	60	51	49	61	70	67	78	95	121	126	118	139	170
Average Days	97	91	91	107	96	98	97	107	130	139	140	156	259
<b>Controlled Substance</b>	<b>417</b>	<b>451</b>	<b>469</b>	<b>479</b>	<b>460</b>	<b>500</b>	<b>523</b>	<b>616</b>	<b>676</b>	<b>728</b>	<b>719</b>	<b>744</b>	<b>749</b>
Median Days (50%tile)	68	70	57	66	90	93	92	79	98	116	141	155	196
Median Days (50%tile)	130	113	110	118	160	134	132	128	143	159	176	184	257
<b>Drug Court</b>	<b>289</b>	<b>303</b>	<b>319</b>	<b>312</b>	<b>305</b>	<b>310</b>	<b>314</b>	<b>319</b>	<b>328</b>	<b>302</b>	<b>275</b>	<b>271</b>	<b>280</b>
Median Days (50%tile)	390	383	386	370	379	366	351	328	357	377	378	378	491
Average Days	466	448	437	423	448	413	402	402	417	433	431	434	584
<b>Other</b>	<b>400</b>	<b>407</b>	<b>409</b>	<b>402</b>	<b>421</b>	<b>447</b>	<b>463</b>	<b>507</b>	<b>600</b>	<b>692</b>	<b>725</b>	<b>735</b>	<b>782</b>
Median Days (50%tile)	82	80	81	81	77	80	73	89	90	94	117	127	144
Average Days	131	145	122	126	120	122	114	125	129	135	173	166	194
<b>Criminal RALJ</b>	<b>126</b>	<b>136</b>	<b>133</b>	<b>127</b>	<b>140</b>	<b>138</b>	<b>143</b>	<b>147</b>	<b>138</b>	<b>118</b>	<b>96</b>	<b>93</b>	<b>81</b>
Median Days (50%tile)	212	212	224	191	174	156	156	179	203	226	209	262	271
Average Days	339	327	328	307	292	301	282	309	334	367	238	434	481

(\*) The highest crime category in a case's history is used to classify cases. For example, a case charged with homicide at any time during the case's history is reported as a homicide regardless of whether the charge is reduced at resolution.

“Controlled Substance - Non Drug Court” are drug related cases that have never been accepted into drug court.  
“Drug Court” are cases that have been formally accepted into drug court (identified by orders).

Table 7. Age Intervals of Pending Criminal Cases  
King County Superior Court

Crime Category (*)	Aug 2019	Sep 2019	Oct 2019	Nov 2019	Dec 2019	Jan 2020	Feb 2020	Mar 2020	Apr 2020	May 2020	Jun 2020	Jul 2020	Aug 2020
<b>Total # Cases</b>	<b>3547</b>	<b>3715</b>	<b>3755</b>	<b>3664</b>	<b>3704</b>	<b>3756</b>	<b>3937</b>	<b>4335</b>	<b>4760</b>	<b>5131</b>	<b>5209</b>	<b>5386</b>	<b>5653</b>
0 - 120 days (0 - 4 months)	1856	2093	2122	1999	2016	1982	2130	2375	2394	2464	2240	2090	1996
121-180 days (5 - 6 months)	458	407	454	503	488	548	599	558	706	796	878	1069	789
181-270 days (7 - 9 months)	431	438	409	417	430	489	478	597	703	796	872	901	1090
> 270 days (> 9 months)	802	777	770	745	770	737	730	805	957	1075	1219	1326	1778
<b>Homicide # Cases</b>	<b>114</b>	<b>107</b>	<b>109</b>	<b>107</b>	<b>103</b>	<b>97</b>	<b>101</b>	<b>105</b>	<b>108</b>	<b>117</b>	<b>131</b>	<b>134</b>	<b>145</b>
0 - 120 days (0 - 4 months)	25	24	25	22	22	23	21	24	25	26	36	33	39
121-180 days (5 - 6 months)	7	5	11	14	9	5	10	13	8	9	11	13	12
181-270 days (7 - 9 months)	12	10	11	9	13	16	17	10	12	15	16	14	14
> 270 days (> 9 months)	70	68	62	62	59	53	53	58	63	67	68	74	80
<b>Sex Crime # Cases</b>	<b>368</b>	<b>359</b>	<b>364</b>	<b>351</b>	<b>396</b>	<b>378</b>	<b>394</b>	<b>433</b>	<b>469</b>	<b>509</b>	<b>528</b>	<b>543</b>	<b>551</b>
0 - 120 days (0 - 4 months)	136	148	150	139	182	158	169	191	177	192	185	171	154
121-180 days (5 - 6 months)	58	46	48	45	38	55	67	55	76	79	65	86	86
181-270 days (7 - 9 months)	74	66	61	63	62	56	51	66	81	85	100	92	93
> 270 days (> 9 months)	100	99	105	104	114	109	107	121	135	153	178	194	218
<b>Robbery # Cases</b>	<b>212</b>	<b>212</b>	<b>213</b>	<b>204</b>	<b>223</b>	<b>217</b>	<b>221</b>	<b>237</b>	<b>257</b>	<b>271</b>	<b>282</b>	<b>291</b>	<b>289</b>
0 - 120 days (0 - 4 months)	122	128	129	122	137	130	132	138	126	121	122	118	103
121-180 days (5 - 6 months)	28	27	28	28	37	35	34	38	54	62	45	46	48
181-270 days (7 - 9 months)	31	26	23	26	20	25	24	27	39	40	63	68	62
> 270 days (> 9 months)	31	31	33	28	29	27	31	34	38	48	52	59	76
<b>Aggravated Assault # Cases</b>	<b>703</b>	<b>720</b>	<b>712</b>	<b>689</b>	<b>721</b>	<b>687</b>	<b>721</b>	<b>782</b>	<b>883</b>	<b>955</b>	<b>999</b>	<b>1026</b>	<b>1100</b>
0 - 120 days (0 - 4 months)	452	475	467	442	457	414	457	497	531	552	520	466	496
121-180 days (5 - 6 months)	88	83	100	105	104	109	110	89	124	136	162	219	185
181-270 days (7 - 9 months)	72	78	65	69	82	91	81	106	113	126	141	154	192
> 270 days (> 9 months)	91	84	80	73	78	73	73	90	115	141	176	187	227
<b>Burglary/Theft/Larceny # Cases</b>	<b>834</b>	<b>940</b>	<b>938</b>	<b>900</b>	<b>844</b>	<b>893</b>	<b>958</b>	<b>1076</b>	<b>1183</b>	<b>1315</b>	<b>1327</b>	<b>1417</b>	<b>1518</b>
0 - 120 days (0 - 4 months)	478	592	612	563	510	527	578	664	669	684	599	605	584
121-180 days (5 - 6 months)	112	118	102	113	121	143	150	128	164	216	273	302	176
181-270 days (7 - 9 months)	106	105	93	91	84	97	105	157	187	210	203	228	318
> 270 days (> 9 months)	138	125	131	133	129	126	125	127	163	205	252	282	440
<b>Motor vehicle Theft # Cases</b>	<b>84</b>	<b>80</b>	<b>89</b>	<b>93</b>	<b>91</b>	<b>89</b>	<b>99</b>	<b>113</b>	<b>118</b>	<b>124</b>	<b>127</b>	<b>132</b>	<b>158</b>
0 - 120 days (0 - 4 months)	59	59	66	68	65	63	69	72	59	58	65	57	66
121-180 days (5 - 6 months)	12	7	9	7	11	15	15	20	29	30	19	27	20
181-270 days (7 - 9 months)	7	7	7	9	9	6	12	15	22	24	29	28	28
> 270 days (> 9 months)	6	7	7	9	6	5	3	6	8	12	14	20	44
<b>Controlled Substance # Cases</b>	<b>417</b>	<b>451</b>	<b>469</b>	<b>479</b>	<b>460</b>	<b>500</b>	<b>523</b>	<b>616</b>	<b>676</b>	<b>728</b>	<b>719</b>	<b>744</b>	<b>749</b>
0 - 120 days (0 - 4 months)	282	335	329	316	290	303	311	382	386	376	292	252	202
121-180 days (5 - 6 months)	41	41	65	89	67	74	90	93	105	122	160	198	115
181-270 days (7 - 9 months)	30	24	32	31	55	78	76	74	93	123	139	136	190
> 270 days (> 9 months)	64	51	43	43	48	45	46	67	92	107	128	158	242
<b>Drug Court # Cases</b>	<b>289</b>	<b>303</b>	<b>319</b>	<b>312</b>	<b>305</b>	<b>310</b>	<b>314</b>	<b>319</b>	<b>328</b>	<b>302</b>	<b>275</b>	<b>271</b>	<b>280</b>
0 - 120 days (0 - 4 months)	22	33	38	41	31	31	34	34	30	25	27	25	6
121-180 days (5 - 6 months)	24	16	22	23	28	36	37	29	22	14	14	19	7
181-270 days (7 - 9 months)	38	46	42	44	40	46	48	64	62	53	32	34	24
> 270 days (> 9 months)	205	208	217	204	206	197	195	192	214	210	202	193	243
<b>Other # Cases</b>	<b>400</b>	<b>407</b>	<b>409</b>	<b>402</b>	<b>421</b>	<b>447</b>	<b>463</b>	<b>507</b>	<b>600</b>	<b>692</b>	<b>725</b>	<b>735</b>	<b>782</b>
0 - 120 days (0 - 4 months)	248	260	261	240	264	281	303	319	357	404	381	356	341
121-180 days (5 - 6 months)	68	47	55	65	58	55	61	73	96	106	107	140	133
181-270 days (7 - 9 months)	31	47	54	56	49	56	49	54	68	94	117	122	142
> 270 days (> 9 months)	53	53	39	41	50	55	50	61	79	88	120	117	166
<b>Criminal RALJ # Cases</b>	<b>126</b>	<b>136</b>	<b>133</b>	<b>127</b>	<b>140</b>	<b>138</b>	<b>143</b>	<b>147</b>	<b>138</b>	<b>118</b>	<b>96</b>	<b>93</b>	<b>81</b>
0 - 120 days (0 - 4 months)	32	39	45	46	58	52	56	54	34	26	13	7	5
121-180 days (5 - 6 months)	20	17	14	14	15	21	25	20	28	22	22	19	7
181-270 days (7 - 9 months)	30	29	21	19	16	18	15	24	26	26	32	25	27
> 270 days (> 9 months)	44	51	53	48	51	47	47	49	50	44	29	42	42

(\*) The highest crime category in a case's history is used to classify cases. For example, a case charged with homicide at any time during the case's history is reported as a homicide regardless of whether the charge is reduced at resolution.

“Controlled Substance - Non Drug Court” are drug related cases that have never been accepted into drug court.  
“Drug Court” are cases that have been formally accepted into drug court (identified by orders).

Table 8. Comparison between SEA/KNT: Filings, Resolutions, and Pending Caseload  
King County Superior Court

	Aug 2019	Sep 2019	Oct 2019	Nov 2019	Dec 2019	Jan 2020	Feb 2020	Mar 2020	Apr 2020	May 2020	Jun 2020	Jul 2020	Aug 2020
<b>Total Filings</b>													
SEA - # of Cases Filed	360	415	425	347	371	355	377	294	243	251	194	317	277
KNT - # of Cases Filed	286	245	245	185	273	244	214	178	173	146	148	256	239
SEA %	56%	63%	63%	65%	63%	59%	63%	62%	58%	63%	57%	55%	54%
KNT %	44%	37%	37%	35%	37%	41%	37%	38%	42%	37%	43%	45%	46%
<b>Total Resolutions</b>													
SEA - # of Cases Resolved	315	286	343	291	243	299	284	263	119	99	152	187	202
KNT - # of Cases Resolved	208	215	274	179	168	242	201	160	59	64	120	128	141
SEA %	60%	57%	56%	62%	59%	56%	59%	62%	67%	61%	56%	59%	59%
KNT %	40%	43%	44%	38%	41%	44%	41%	38%	33%	39%	44%	41%	41%
<b>Total Pending</b>													
SEA - # of Cases Pending	2121	2248	2289	2200	2258	2329	2498	2743	2991	3235	3276	3350	3485
KNT - # of Cases Pending	1426	1467	1466	2464	1446	1427	1439	1592	1769	1896	1933	2036	2168
SEA %	60%	61%	61%	60%	61%	62%	63%	63%	63%	63%	63%	62%	62%
KNT %	40%	40%	39%	40%	39%	38%	37%	37%	37%	37%	37%	38%	38%

Table 9. Drug Court Statistics  
King County Superior Court

Categories	Aug 2019	Sep 2019	Oct 2019	Nov 2019	Dec 2019	Jan 2020	Feb 2020	Mar 2020	Apr 2020	May 2020	Jun 2020	Jul 2020	Aug 2020
Referrals	93	128	101	88	42	50	73	41	0	0	7	53	18
<i>Directly from PA</i>	56	86	64	40	29	34	33	24	0	0	6	38	4
<i>From Mainstream</i>	37	42	37	48	13	16	40	17	0	0	1	15	14
<b>Opt-in <sup>(1)</sup></b>	<b>31</b>	<b>30</b>	<b>24</b>	<b>37</b>	<b>19</b>	<b>21</b>	<b>27</b>	<b>5</b>	<b>0</b>	<b>0</b>	<b>14</b>	<b>24</b>	<b>24</b>
Graduations <sup>(2)</sup>	13	10	16	24	3	19	21	15	16	15	4	12	6
Terminations <sup>(3)</sup>	3	7	3	7	3	2	9	7	4	6	8	6	1
<b>Resolutions</b>	<b>16</b>	<b>17</b>	<b>19</b>	<b>31</b>	<b>6</b>	<b>21</b>	<b>30</b>	<b>22</b>	<b>20</b>	<b>21</b>	<b>12</b>	<b>18</b>	<b>7</b>
<b>Drug Court Pending</b>	<b>289</b>	<b>303</b>	<b>319</b>	<b>312</b>	<b>305</b>	<b>310</b>	<b>314</b>	<b>319</b>	<b>328</b>	<b>302</b>	<b>275</b>	<b>271</b>	<b>280</b>
<i>SEA Drug Court</i>	206	219	232	231	218	222	225	213	225	205	189	194	211
<i>KNT Drug Court</i>	83	84	87	81	87	88	89	106	103	97	86	77	69

- (1) Opt-in reflects the court order of participation.
- (2) Graduations are dismissals of opted-in cases after the completion of program.
- (3) Terminations are cases that fail in drug court.