



# King County

Department of Judicial Administration

*Barbara Miner*

*Director and Superior Court Clerk*

(206) 296-9300 (206) 296-0100 TTY/TDD

King County Superior Court

## Juvenile Offender Statistical Report

May 2022

Department of Judicial Administration

Prepared by: Shiquan Liao, Ph.D., Statistician

June 15, 2022

Report #: JO-2022-05

**Seattle:**  
516 Third Avenue Room E609  
Seattle, WA 98104-2386

**Regional Justice Center:**  
401 Fourth Avenue North Room 2C  
Kent, WA 98032-4429

**Juvenile Division:**  
1211 East Alder Room 3015  
Seattle, WA 98122-5598

## Juvenile Offender Summary

**NOTE: Washington State Supreme Court orders related to the coronavirus pandemic, beginning March 2020, affect the statistics for the foreseeable future.**

- **Filings (Table 1)**

The number of juvenile offender filings in May 2022 was 29 cases. An average of 34 cases are filed per month in 2022. This compares with a monthly average of 137, 108, 110, 102, 93, 66, and 30 cases in 2015, 2016, 2017, 2018, 2019, 2020, and 2021 respectively.

- **Resolutions (Table 2-A)**

The number of resolutions in May 2022 was 39 cases. The monthly average number of resolutions is 28 cases in 2022. This compares with the average number of resolutions of 128, 117, 98, 102, 86, 69, and 52 cases in 2015, 2016, 2017, 2018, 2019, 2020, and 2021 respectively.

- **Age of Resolved Cases (Tables 2-C)**

Because of the relatively small number of resolutions each month, the average age is likely to fluctuate significantly. Therefore, a more robust measurement of the age is the “median age” (i.e., the days at which 50% of the cases were resolved below the “median age” and 50% beyond the “median age”).

The time to resolve juvenile offender cases has shown an increasing pattern during the COVID-19 pandemic. However, the median age of all resolved cases was 193 days in May 2022.

- **Pending Caseload (Tables 3-A and 3-B)**

The pending active caseload (those cases not on warrant, deferred disposition, stay or appeal status, and not yet resolved) at the end of May 2022 was 227 cases, a very low volume.

- **Age of Pending Cases (Table 3-C)**

At the end of May 2022, the median age of the pending cases was 131 days, namely, 50% of the pending cases were just about less than 5 months old (131 days), with 64 cases older than 9 months.

**CONCLUSION: The filings in 2022 remain at a low level, averaging 34 cases per month. The average resolutions in 2022 were 28 cases per month. The pending active caseload was 227 cases at the end of May 2022, a very low volume. Half of the pending juvenile offender cases were less than 131 days old.**

## Terminology

### **Age of Pending Case**

Time (days) from filing to resolution, less suspense time if applicable.

### **Age of Resolved Case**

Time (days) from filing to resolution, less suspense time if applicable.

### **Filing**

A juvenile offender case filed at the King County Superior Court with a new case number assigned.

### **Median Age**

Half cases are less and half cases are more (the 50 percentile).

### **Pending Case**

A case is defined as pending if it is unresolved and not on suspense status.

### **Pending Caseload**

Number of pending cases at the end of reporting period.

### **Resolution**

A case is resolved if all issues in the complaint are fully adjudicated.

### **Resolution Category**

Four resolution categories are used to report resolution of criminal cases: Fact-findings (CVCT, AQCT), guilty plea (GP, GPAT), dismissal (DSM, DAT), and other (all other resolution codes).

### **Suspended Case**

A case is placed in suspense status (removing from active) during the reporting period.

### **Suspense Status**

A case is said to be on suspense status if it is on warrant or appeal.

### **Suspense Time**

Time (days) a case is on suspense status.

### **DDSP – Deferred Dispositions**

Entered – A case listed as entered means that a youth has stipulated to the facts in support of the charge and is considered adjudicated per RCW 13.4-0.127 however the court defers imposition of the disposition based on conditions being met.

Completed by Dismissal – The youth complied with all terms of the deferred disposition conditions and the case is dismissed and charges vacated.

Completed by Order of Disposition – The youth did NOT comply with all terms of the deferred disposition and is sentenced.

Figure 1. Number of Juvenile Offender Filings, Resolutions and Pending Caseload by Month

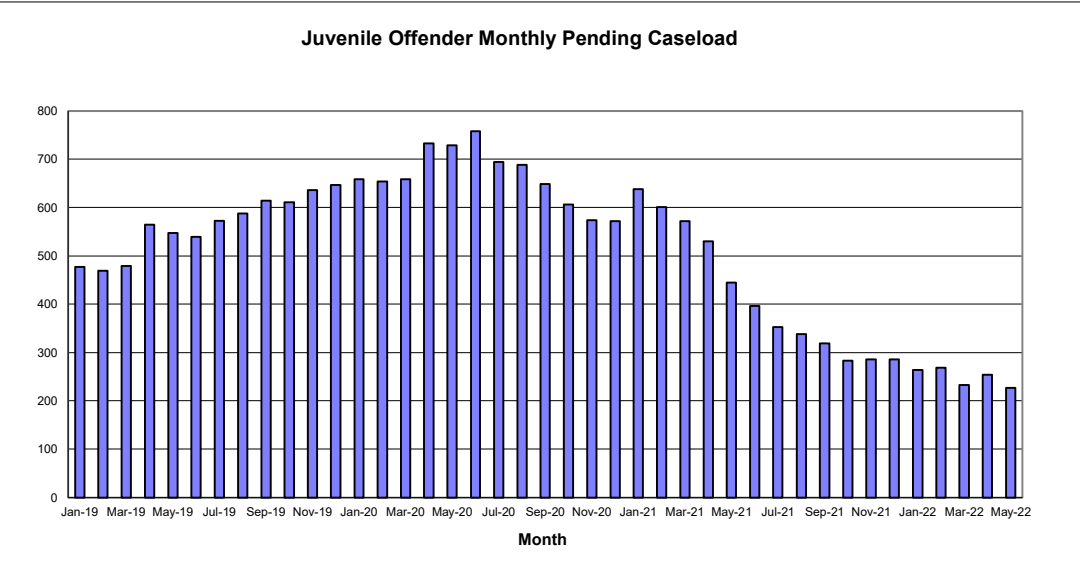
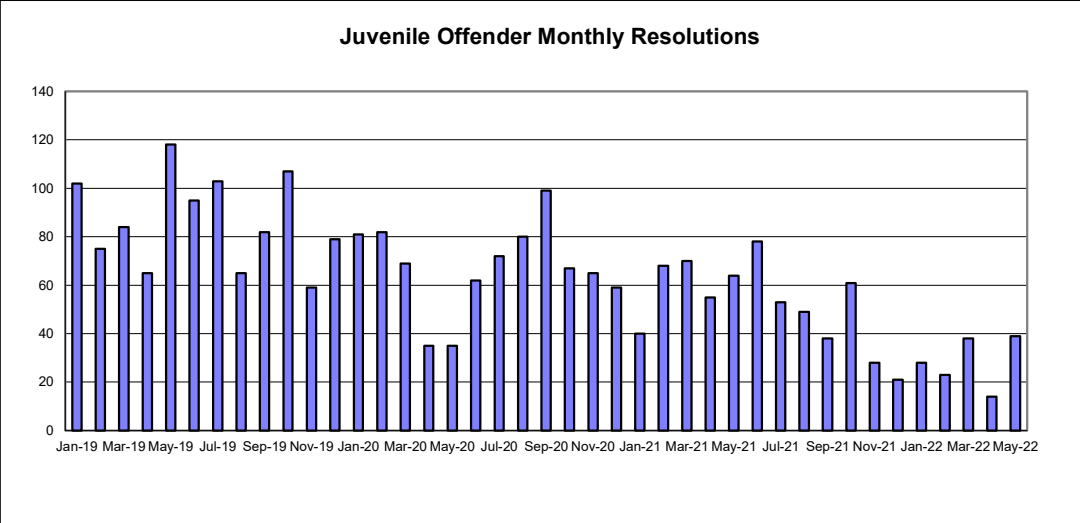
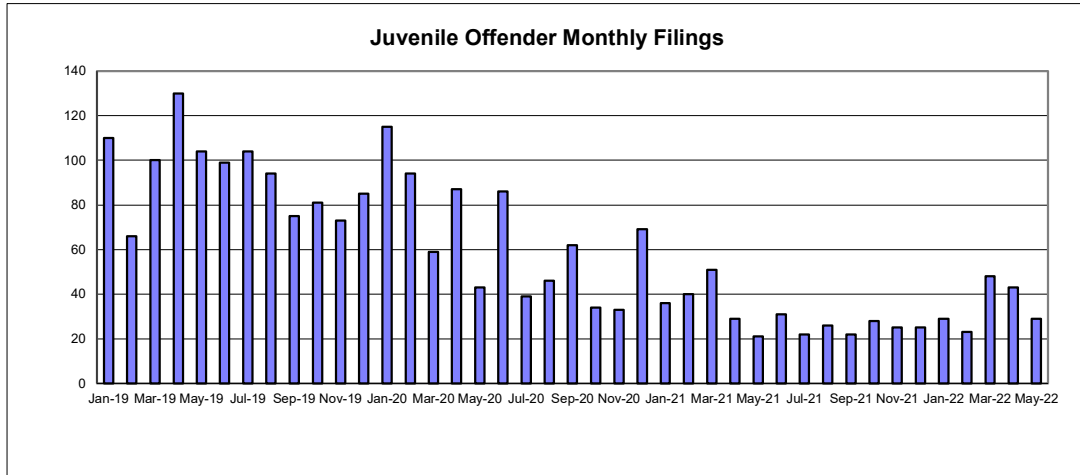


Table 1. Monthly Juvenile Offender New Filings  
King County Superior Court

	Jan	Feb	Mar	Apr	May	Jun	Jul	Aug	Sep	Oct	Nov	Dec
<b>All Cases</b>												
2019	110	66	100	130	104	99	104	94	75	81	73	85
2020	115	94	59	87	43	86	39	46	62	34	33	69
2021	36	40	51	29	21	31	22	26	22	28	25	25
2022	29	23	48	43	29							
<b>Felony</b>												
2019	44	41	74	66	63	49	68	55	42	44	37	52
2020	65	50	34	56	28	56	24	29	35	27	23	44
2021	30	35	33	21	18	23	14	19	13	18	18	17
2022	23	18	31	35	24							
<b>Misdemeanor</b>												
2019	49	15	9	34	28	29	34	31	23	24	25	25
2020	45	32	18	29	12	27	11	13	18	6	8	22
2021	6	2	14	5	3	8	6	5	7	9	6	6
2022	3	5	13	7	2							
<b>Other</b>												
2019	17	10	17	30	13	21	2	8	10	13	11	8
2020	5	12	7	3	3	3	4	4	9	1	2	3
2021	0	3	4	3	0	0	2	2	2	1	1	2
2022	3	0	4	1	3							

Table 2-A. Monthly Juvenile Offender Resolutions  
King County Superior Court

	Jan	Feb	Mar	Apr	May	Jun	Jul	Aug	Sep	Oct	Nov	Dec
<b>All Cases</b>												
2019	102	75	84	65	118	95	103	65	82	107	59	79
2020	81	82	69	35	35	62	72	80	99	67	65	59
2021	40	68	70	55	64	78	53	49	38	61	28	21
2022	28	23	38	14	39							
<b>Felony</b>												
2019	43	41	49	32	65	49	54	40	52	70	35	37
2020	42	52	34	24	22	36	31	51	52	45	39	31
2021	20	31	41	26	33	43	25	32	27	32	19	12
2022	17	7	26	12	26							
<b>Misdemeanor</b>												
2019	41	25	28	20	37	38	38	15	19	24	18	30
2020	27	19	25	8	9	17	34	21	37	17	19	23
2021	20	32	27	22	25	25	15	12	8	24	7	6
2022	9	12	9	1	8							
<b>Other</b>												
2019	17	7	7	10	9	8	11	10	11	13	6	7
2020	12	11	10	3	4	7	7	8	10	5	6	4
2021	0	5	2	7	6	10	13	5	3	5	2	3
2022	2	4	3	1	5							

Table 2-B. Monthly Juvenile Offender Resolution Category

King County Superior Court

	Jan	Feb	Mar	Apr	May	Jun	Jul	Aug	Sep	Oct	Nov	Dec
<b>All Cases</b>												
<b>2021 # of Resolutions</b>	<b>40</b>	<b>68</b>	<b>70</b>	<b>55</b>	<b>64</b>	<b>78</b>	<b>53</b>	<b>49</b>	<b>38</b>	<b>61</b>	<b>28</b>	<b>21</b>
Resolved by F.F. (%)	0%	0%	1%	0%	0%	0%	0%	0%	0%	2%	7%	0%
Resolved by G.P. (%)	35%	32%	37%	47%	47%	46%	38%	51%	47%	36%	29%	24%
Dismissed (%)	60%	44%	46%	36%	38%	40%	49%	33%	40%	48%	43%	48%
Deferred Disposition (%)	5%	18%	13%	11%	14%	14%	9%	14%	13%	15%	11%	14%
Other Resolutions (%)	0%	6%	3%	6%	2%	0%	4%	2%	0%	0%	11%	14%
<b>2022 # of Resolutions</b>	<b>28</b>	<b>23</b>	<b>38</b>	<b>14</b>	<b>39</b>							
Resolved by F.F. (%)	0%	0%	0%	0%	3%							
Resolved by G.P. (%)	18%	22%	66%	29%	41%							
Dismissed (%)	43%	61%	26%	43%	36%							
Deferred Disposition (%)	32%	17%	8%	29%	15%							
Other Resolutions (%)	7%	0%	0%	0%	5%							
<b>Felony</b>												
<b>2021 # of Resolutions</b>	<b>20</b>	<b>31</b>	<b>41</b>	<b>26</b>	<b>33</b>	<b>43</b>	<b>25</b>	<b>32</b>	<b>27</b>	<b>32</b>	<b>19</b>	<b>12</b>
Resolved by F.F. (%)	0%	0%	2%	0%	0%	0%	0%	0%	0%	3%	11%	0%
Resolved by G.P. (%)	35%	36%	32%	65%	61%	56%	56%	59%	59%	44%	32%	42%
Dismissed (%)	60%	39%	49%	12%	18%	21%	28%	22%	22%	25%	32%	25%
Deferred Disposition (%)	5%	26%	17%	23%	21%	23%	16%	19%	19%	28%	16%	25%
Other Resolutions (%)	0%	0%	0%	0%	0%	0%	0%	0%	0%	0%	11%	8%
<b>2022 # of Resolutions</b>	<b>17</b>	<b>7</b>	<b>26</b>	<b>12</b>	<b>26</b>							
Resolved by F.F. (%)	0%	0%	0%	0%	4%							
Resolved by G.P. (%)	24%	43%	69%	25%	50%							
Dismissed (%)	24%	29%	19%	42%	23%							
Deferred Disposition (%)	53%	29%	12%	33%	23%							
Other Resolutions (%)	0%	0%	0%	0%	0%							
<b>Misdemeanor</b>												
<b>2021 # of Resolutions</b>	<b>20</b>	<b>32</b>	<b>27</b>	<b>22</b>	<b>25</b>	<b>25</b>	<b>15</b>	<b>12</b>	<b>8</b>	<b>24</b>	<b>7</b>	<b>6</b>
Resolved by F.F. (%)	0%	0%	0%	0%	0%	0%	0%	0%	0%	0%	0%	0%
Resolved by G.P. (%)	35%	34%	48%	41%	24%	40%	27%	50%	13%	33%	29%	0%
Dismissed (%)	60%	50%	44%	59%	68%	56%	67%	50%	88%	67%	71%	100%
Deferred Disposition (%)	5%	13%	7%	0%	8%	4%	7%	0%	0%	0%	0%	0%
Other Resolutions (%)	0%	3%	0%	0%	0%	0%	0%	0%	0%	0%	0%	0%
<b>2022 # of Resolutions</b>	<b>9</b>	<b>12</b>	<b>9</b>	<b>1</b>	<b>8</b>							
Resolved by F.F. (%)	0%	0%	0%	0%	0%							
Resolved by G.P. (%)	11%	17%	56%	100%	38%							
Dismissed (%)	89%	67%	44%	0%	63%							
Deferred Disposition (%)	0%	17%	0%	0%	0%							
Other Resolutions (%)	0%	0%	0%	0%	0%							

Resolution categories:

F.F. = Convicted by Court (CVCT) or Acquittal by Court (AQCT);

G.P. = Guilty Plea before Adjudicatory Hearing (GP) or Guilty Plea after Adjudicatory Hearing Commencement (GPAT);

Dismissed = Dismissal before Adjudicatory Hearing (DSM) or Dismissal after Adjudicatory Hearing Commencement (DAT);

Other Resolutions = Uncontested (UNDS) or Change of Venue (CHV) or Declination of Jurisdiction (DECL) or Consolidated Case (CONS).

Age = time between filing and resolution. Suspense time on warrant, diversion, appeal or stay status is excluded.

Table 2-C. Age (days) of Resolved Juvenile Offender Cases vs. Time Standard

King County Superior Court

	Jan	Feb	Mar	Apr	May	Jun	Jul	Aug	Sep	Oct	Nov	Dec
<b>All Cases</b>												
<b>2020: # of Cases Resolved</b>	<b>81</b>	<b>82</b>	<b>69</b>	<b>35</b>	<b>35</b>	<b>60</b>	<b>72</b>	<b>80</b>	<b>99</b>	<b>67</b>	<b>64</b>	<b>58</b>
<b>Median Age (days)</b>	<b>137</b>	<b>151</b>	<b>98</b>	<b>86</b>	<b>174</b>	<b>168</b>	<b>190</b>	<b>253</b>	<b>197</b>	<b>189</b>	<b>269</b>	<b>216</b>
% in 0 - 4 months (goal=90%)	42%	43%	58%	69%	23%	38%	28%	14%	29%	15%	15%	25%
% in 0 - 6 months (goal=98%)	67%	61%	71%	80%	43%	52%	43%	28%	45%	46%	32%	41%
% in 0 - 9 months (goal=100%)	87%	74%	88%	97%	51%	73%	79%	53%	73%	67%	49%	61%
<b>2021: # of Cases Resolved</b>	<b>40</b>	<b>68</b>	<b>70</b>	<b>55</b>	<b>64</b>	<b>78</b>	<b>53</b>	<b>49</b>	<b>38</b>	<b>61</b>	<b>28</b>	<b>21</b>
<b>Median Age (days)</b>	<b>252</b>	<b>249</b>	<b>202</b>	<b>176</b>	<b>186</b>	<b>161</b>	<b>344</b>	<b>202</b>	<b>284</b>	<b>245</b>	<b>284</b>	<b>346</b>
% in 0 - 4 months (goal=90%)	20%	24%	30%	36%	25%	30%	11%	18%	13%	20%	21%	24%
% in 0 - 6 months (goal=98%)	35%	37%	44%	51%	48%	53%	21%	41%	29%	30%	29%	24%
% in 0 - 9 months (goal=100%)	60%	59%	66%	65%	66%	76%	36%	55%	45%	56%	46%	48%
<b>2022: # of Cases Resolved</b>	<b>28</b>	<b>23</b>	<b>38</b>	<b>14</b>	<b>39</b>							
<b>Median Age (days)</b>	<b>162</b>	<b>330</b>	<b>296</b>	<b>119</b>	<b>193</b>							
% in 0 - 4 months (goal=90%)	36%	22%	32%	50%	36%							
% in 0 - 6 months (goal=98%)	61%	26%	42%	71%	49%							
% in 0 - 9 months (goal=100%)	71%	43%	45%	79%	56%							
<b>Felony</b>												
<b>2020: # of Cases Resolved</b>	<b>42</b>	<b>52</b>	<b>34</b>	<b>24</b>	<b>22</b>	<b>36</b>	<b>31</b>	<b>51</b>	<b>52</b>	<b>45</b>	<b>39</b>	<b>31</b>
<b>Median Age (days)</b>	<b>149</b>	<b>182</b>	<b>98</b>	<b>96</b>	<b>178</b>	<b>196</b>	<b>206</b>	<b>296</b>	<b>209</b>	<b>242</b>	<b>271</b>	<b>230</b>
% in 0 - 4 months (goal=90%)	33%	31%	59%	67%	23%	33%	19%	6%	19%	11%	21%	19%
% in 0 - 6 months (goal=98%)	64%	50%	68%	79%	50%	44%	32%	18%	38%	38%	31%	39%
% in 0 - 9 months (goal=100%)	85%	67%	82%	96%	64%	67%	71%	47%	67%	58%	49%	61%
<b>2021: # of Cases Resolved</b>	<b>20</b>	<b>31</b>	<b>41</b>	<b>26</b>	<b>33</b>	<b>43</b>	<b>25</b>	<b>32</b>	<b>27</b>	<b>32</b>	<b>19</b>	<b>12</b>
<b>Median Age (days)</b>	<b>239</b>	<b>252</b>	<b>198</b>	<b>137</b>	<b>196</b>	<b>157</b>	<b>301</b>	<b>217</b>	<b>265</b>	<b>238</b>	<b>439</b>	<b>316</b>
% in 0 - 4 months (goal=90%)	15%	10%	27%	42%	24%	28%	12%	16%	11%	22%	16%	17%
% in 0 - 6 months (goal=98%)	30%	23%	41%	62%	45%	56%	24%	38%	33%	34%	16%	17%
% in 0 - 9 months (goal=100%)	55%	55%	68%	65%	70%	77%	36%	56%	52%	63%	37%	50%
<b>2022: # of Cases Resolved</b>	<b>17</b>	<b>7</b>	<b>26</b>	<b>12</b>	<b>26</b>							
<b>Median Age (days)</b>	<b>254</b>	<b>286</b>	<b>307</b>	<b>111</b>	<b>131</b>							
% in 0 - 4 months (goal=90%)	29%	29%	23%	58%	46%							
% in 0 - 6 months (goal=98%)	35%	29%	35%	75%	62%							
% in 0 - 9 months (goal=100%)	53%	43%	38%	83%	65%							
<b>Misdemeanor</b>												
<b>2020: # of Cases Resolved</b>	<b>27</b>	<b>19</b>	<b>25</b>	<b>8</b>	<b>9</b>	<b>17</b>	<b>34</b>	<b>21</b>	<b>37</b>	<b>17</b>	<b>19</b>	<b>23</b>
<b>Median Age (days)</b>	<b>120</b>	<b>153</b>	<b>110</b>	<b>97</b>	<b>147</b>	<b>143</b>	<b>177</b>	<b>225</b>	<b>202</b>	<b>169</b>	<b>259</b>	<b>159</b>
% in 0 - 4 months (goal=90%)	52%	37%	56%	63%	23%	47%	29%	19%	27%	12%	0%	26%
% in 0 - 6 months (goal=98%)	74%	63%	72%	75%	34%	71%	50%	38%	41%	53%	37%	39%
% in 0 - 9 months (goal=100%)	89%	74%	92%	100%	34%	88%	88%	62%	76%	82%	53%	61%
<b>2021: # of Cases Resolved</b>	<b>20</b>	<b>32</b>	<b>27</b>	<b>22</b>	<b>25</b>	<b>25</b>	<b>15</b>	<b>12</b>	<b>8</b>	<b>24</b>	<b>7</b>	<b>6</b>
<b>Median Age (days)</b>	<b>253</b>	<b>252</b>	<b>230</b>	<b>238</b>	<b>150</b>	<b>182</b>	<b>331</b>	<b>298</b>	<b>316</b>	<b>280</b>	<b>234</b>	<b>368</b>
% in 0 - 4 months (goal=90%)	25%	31%	30%	27%	28%	32%	7%	17%	25%	17%	29%	17%
% in 0 - 6 months (goal=98%)	40%	47%	44%	41%	52%	48%	14%	42%	25%	21%	43%	17%
% in 0 - 9 months (goal=100%)	65%	63%	59%	64%	64%	76%	47%	42%	38%	46%	57%	33%
<b>2022: # of Cases Resolved</b>	<b>9</b>	<b>12</b>	<b>9</b>	<b>1</b>	<b>8</b>							
<b>Median Age (days)</b>	<b>158</b>	<b>435</b>	<b>309</b>	<b>282</b>	<b>461</b>							
% in 0 - 4 months (goal=90%)	33%	17%	44%	0%	0%							
% in 0 - 6 months (goal=98%)	100%	25%	56%	0%	13%							
% in 0 - 9 months (goal=100%)	100%	42%	56%	0%	38%							

Age = time between filing and resolution. Suspense time on warrant, appeal or stay status is excluded.

Table 3-A. Monthly Juvenile Offender Pending Caseload

*King County Superior Court*

	Jan	Feb	Mar	Apr	May	Jun	Jul	Aug	Sep	Oct	Nov	Dec
<b>All Cases</b>												
2019	477	469	479	565	547	539	573	588	614	611	636	647
2020	659	654	659	733	729	758	694	688	649	606	574	572
2021	638	601	572	530	445	396	353	338	319	283	286	286
2022	264	268	233	254	227							
<b>Felony</b>												
2019	275	271	290	339	324	323	355	365	374	358	371	388
2020	405	386	393	435	433	454	427	419	396	373	355	366
2021	408	392	363	346	296	257	230	214	195	171	175	177
2022	167	173	169	190	173							
<b>Misdemeanor</b>												
2019	166	160	139	160	159	138	146	153	165	174	182	178
2020	180	194	192	219	217	231	191	195	178	159	149	153
2021	184	164	164	145	110	101	86	86	85	73	73	71
2022	59	54	50	49	38							
<b>Other</b>												
2019	22	25	37	56	61	75	69	67	70	71	75	78
2020	70	70	69	74	74	71	72	70	71	70	67	51
2021	46	45	45	39	39	38	37	38	39	39	38	38
2022	38	41	14	15	16							

The pending caseload is total number of active cases, excluding cases on warrant/appeal/stay status.

Table 3-B. Month-to-Month Change (%) in Juvenile Offender Pending Caseload

*King County Superior Court*

	Jan	Feb	Mar	Apr	May	Jun	Jul	Aug	Sep	Oct	Nov	Dec
<b>All Cases</b>												
2019	+2.8%	-1.7%	+2.1%	+18.0%	-3.2%	-1.5%	+6.3%	+2.6%	+4.4%	-0.5%	+4.1%	+1.7%
2020	+1.9%	-0.8%	+0.8%	+11.2%	-0.5%	+4.0%	-8.4%	-0.9%	-5.7%	-6.6%	-5.3%	-0.3%
2021	+11.5%	-5.8%	-4.8%	-7.3%	-16.0%	-11.0%	-10.9%	-4.2%	-5.9%	-11.3%	+1.1%	+0.0%
2022	-7.7%	+1.5%	-13.1%	+9.0%	-10.6%							
<b>Felony</b>												
2019	-0.7%	-1.5%	+7.0%	+16.9%	-4.4%	-0.3%	+9.9%	+2.8%	+2.5%	-4.3%	+3.6%	+4.6%
2020	+4.4%	-4.7%	+1.8%	+10.7%	-0.5%	+4.8%	-5.9%	-1.9%	-5.5%	-5.8%	-4.8%	+3.1%
2021	+11.5%	-3.9%	-7.4%	-4.7%	-14.5%	-13.2%	-10.5%	-7.0%	-8.9%	-12.3%	+2.3%	+1.1%
2022	-5.6%	+3.6%	-2.3%	+12.4%	-8.9%							
<b>Misdemeanor</b>												
2019	+5.7%	-3.6%	-13.1%	+15.1%	-0.6%	-13.2%	+5.8%	+4.8%	+7.8%	+5.5%	+4.6%	-2.2%
2020	+1.1%	+7.8%	-1.0%	+14.1%	-0.9%	+6.5%	-17.3%	+2.1%	-8.7%	-10.7%	-6.3%	+2.7%
2021	+20.3%	-10.9%	+0.0%	-11.6%	-24.1%	-8.2%	-14.9%	0.0%	-1.2%	-14.1%	0.0%	-2.7%
2022	-16.9%	-8.5%	-7.4%	-2.0%	-22.4%							

The pending caseload is total number of active cases, excluding cases on warrant/appeal/stay status.



Table 3-C. Age (days) of Pending Juvenile Offender Cases

## King County Superior Court

	Jan	Feb	Mar	Apr	May	Jun	Jul	Aug	Sep	Oct	Nov	Dec
<b>All Cases</b>												
<b>2021: # of Pending Cases</b>	<b>638</b>	<b>601</b>	<b>572</b>	<b>530</b>	<b>445</b>	<b>396</b>	<b>353</b>	<b>338</b>	<b>319</b>	<b>283</b>	<b>286</b>	<b>286</b>
<b>Median Age (days)</b>	<b>223</b>	<b>219</b>	<b>226</b>	<b>240</b>	<b>229</b>	<b>254</b>	<b>243</b>	<b>258</b>	<b>275</b>	<b>284</b>	<b>269</b>	<b>241</b>
# of cases within 0 - 2 mo.	136	97	99	79	60	54	47	46	44	41	51	50
# of cases within 3 - 4 mo.	66	100	94	69	70	49	41	43	39	38	32	37
# of cases within 5 - 6 mo.	81	61	45	72	64	43	49	30	27	32	32	29
# of cases within 7 - 9 mo.	85	87	77	70	58	59	53	56	46	27	28	35
# of cases > 9 mo.	270	256	257	240	193	191	163	163	163	145	143	135
<b>2022: # of Pending Cases</b>	<b>264</b>	<b>268</b>	<b>233</b>	<b>254</b>	<b>227</b>							
<b>Median Age (days)</b>	<b>260</b>	<b>247</b>	<b>246</b>	<b>134</b>	<b>131</b>							
# of cases within 0 - 2 mo.	44	50	66	81	53							
# of cases within 3 - 4 mo.	41	38	39	40	54							
# of cases within 5 - 6 mo.	23	28	34	31	26							
# of cases within 7 - 9 mo.	28	27	24	30	30							
# of cases > 9 mo.	128	125	70	72	64							
<b>Felony</b>												
<b>2021: # of Pending Cases</b>	<b>408</b>	<b>392</b>	<b>363</b>	<b>346</b>	<b>296</b>	<b>257</b>	<b>230</b>	<b>214</b>	<b>195</b>	<b>171</b>	<b>175</b>	<b>177</b>
<b>Median Age (days)</b>	<b>194</b>	<b>181</b>	<b>202</b>	<b>206</b>	<b>176</b>	<b>198</b>	<b>192</b>	<b>204</b>	<b>217</b>	<b>229</b>	<b>203</b>	<b>199</b>
# of cases within 0 - 2 mo.	91	78	74	53	45	41	32	32	28	25	36	38
# of cases within 3 - 4 mo.	48	68	63	60	58	35	35	36	28	25	22	24
# of cases within 5 - 6 mo.	58	47	33	48	47	41	43	23	24	26	21	21
# of cases within 7 - 9 mo.	57	57	53	50	43	40	37	45	38	24	25	28
# of cases > 9 mo.	154	142	140	135	103	100	83	78	77	71	71	66
<b>2022: # of Pending Cases</b>	<b>167</b>	<b>173</b>	<b>169</b>	<b>190</b>	<b>173</b>							
<b>Median Age (days)</b>	<b>179</b>	<b>162</b>	<b>207</b>	<b>130</b>	<b>127</b>							
# of cases within 0 - 2 mo.	36	39	45	63	46							
# of cases within 3 - 4 mo.	32	32	32	30	38							
# of cases within 5 - 6 mo.	17	19	27	28	21							
# of cases within 7 - 9 mo.	21	20	18	21	23							
# of cases > 9 mo.	61	63	47	48	45							
<b>Misdemeanor</b>												
<b>2021: # of Pending Cases</b>	<b>184</b>	<b>164</b>	<b>164</b>	<b>145</b>	<b>110</b>	<b>101</b>	<b>86</b>	<b>86</b>	<b>85</b>	<b>73</b>	<b>73</b>	<b>71</b>
<b>Median Age (days)</b>	<b>209</b>	<b>225</b>	<b>227</b>	<b>249</b>	<b>251</b>	<b>282</b>	<b>268</b>	<b>295</b>	<b>301</b>	<b>300</b>	<b>239</b>	<b>193</b>
# of cases within 0 - 2 mo.	45	19	25	26	15	13	15	13	14	16	15	12
# of cases within 3 - 4 mo.	18	32	31	9	12	14	6	7	11	11	9	13
# of cases within 5 - 6 mo.	23	14	12	24	17	2	6	7	3	6	11	7
# of cases within 7 - 9 mo.	27	30	24	20	15	19	16	11	8	3	3	7
# of cases > 9 mo.	71	69	72	66	51	53	43	48	49	37	35	32
<b>2022: # of Pending Cases</b>	<b>59</b>	<b>54</b>	<b>50</b>	<b>49</b>	<b>38</b>							
<b>Median Age (days)</b>	<b>301</b>	<b>250</b>	<b>240</b>	<b>195</b>	<b>161</b>							
# of cases within 0 - 2 mo.	8	9	17	14	5							
# of cases within 3 - 4 mo.	9	6	5	7	12							
# of cases within 5 - 6 mo.	5	8	6	3	3							
# of cases within 7 - 9 mo.	7	6	5	7	6							
# of cases > 9 mo.	30	25	17	18	12							

Age = time between filing and the end of the reporting month. Suspense time on warrant, appeal or stay status is excluded.