



King County

Department of Judicial Administration

Barbara Miner

Director and Superior Court Clerk

(206) 296-9300 (206) 296-0100 TTY/TDD

King County Superior Court

Dependency/Termination/ At-Risk Youth/Child in-Need-of Service/ Truancy Quarterly Statistical Report

First Quarter 2022

Department of Judicial Administration

Prepared by: Shiquan Liao, Ph.D., Statistician

April 15, 2022

Report #: DEP-2022-Q1

Seattle:
516 Third Avenue Room E609
Seattle, WA 98104-2386

Regional Justice Center:
401 Fourth Avenue North Room 2C
Kent, WA 98032-4429

Juvenile Division:
1211 East Alder Room 3015
Seattle, WA 98122-5598

Summary

NOTE: Covid-19 pandemic affects the statistics, as of March 2020

- **Filings**

2020 annual filings. The filings in 2020 were: 435 dependency cases, 291 termination cases, 71 at-risk-youth and child-in-need of service cases, 501 truancy cases, and 116 others.

2021 annual filings. The filings in 2021 were: 394 dependency cases, 203 termination cases, 65 at-risk-youth and child-in-need of service cases, 61 truancy cases, and 155 others.

2022 YTD filings. The YTD filings in 2022: 129 dependency cases, 39 termination cases, 13 at-risk-youth and child-in-need of service cases, 366 truancy cases, and 32 others.

- **Resolutions (approval or dismissal of petitions)**

Resolution is defined as either the “approval” or the “dismissal” of the petition.

2020 annual resolutions. The resolutions in 2020 were: 498 dependency cases, 170 termination cases, 98 at-risk-youth and child-in-need of service cases, 1769 truancy cases, and 94 others⁽¹⁾.

2021 annual resolutions. The resolutions in 2021 were: 399 dependency cases, 265 termination cases, 55 at-risk-youth and child-in-need of service cases, 587 truancy cases, and 170 others.

2022 YTD resolutions. The YTD resolutions in 2022: 78 dependency cases, 60 termination cases, 21 at-risk-youth and child-in-need of service cases, 17 truancy cases, and 36 others.

- **Pending Resolution**

At the end of the first quarter of 2022, the pending resolution (petitions are neither approved nor dismissed yet) caseload was: 279 dependency cases, 224 termination cases, 27 at-risk-youth and child-in-need of service cases, 625 truancy cases, and 75 others.

- **Age of Pending Resolution Cases**

At the end of the first quarter of 2022, there were a number of cases (older than 180 days since filing) which remained as unresolved (still pending the approval or dismissal of the petitions): 116 dependency cases, 177 termination cases, 13 at-risk-youth and child-in-need of service cases, and 247 truancy cases.

- **Number of Fact-findings (FF)**

2020 annual fact-findings. The number of fact-findings in 2020 were: 191 for dependency cases, 175 for termination cases, 33 for at-risk-youth and child-in-need of service cases, and for 2 truancy cases.

2021 annual fact-findings. The number of fact-findings in 2021 were: 193 for dependency cases, 197 for termination cases, 19 for at-risk-youth and child-in-need of service cases, and 86 for others.

2022 YTD fact-findings. The YTD number of fact-findings in 2022: 48 for dependency cases, 42 for termination cases, 8 for at-risk-youth and child-in-need of service cases, and 26 for others.

- **Number of Hearings (non Fact-findings)**

2020 annual hearings. The number of non fact-finding hearings in 2020 were: 5734 for dependency cases, 299 for termination cases, 122 for at-risk-youth and child-in-need of service cases, and for 40 truancy cases.

2021 annual hearings. The number of non fact-finding hearings in 2021 were: 7066 for dependency cases, 448 for termination cases, 77 for at-risk-youth and child-in-need of service cases, and 388 for others.

2022 YTD hearings. The YTD number of non fact-finding hearings in 2022: 1897 for dependency cases, 120 for termination cases, 28 for at-risk-youth and child-in-need of service cases, 3 for truancy cases, and 200 for others.

(1) “Others” category includes the following case types: DDP - Developmental Disability; DGN - Dependency Guardianship; RVS - Relative Visitation; EFC - Extended Foster Care, Dependency; GFC - Guardianship Foster Children; RPR - Reinstatement of Parental rights; and VYG - Vulnerable Youth Guardianship.

Terminology

Filings

Number of petitions (cases) filed.

Resolutions

Number of petitions (cases) resolved, either by “approval” or “dismissal” of petitions. Unlike the definition of “resolution” for other Superior Court case types, the “resolution” for these case categories does not indicate the end of judicial involvement if the petition is approved.

Pending Resolution

Number of active cases that have not been resolved, namely the petition has neither been approved nor dismissed yet.

Resolved, Pending Completion

Number of cases for which the petition has been approved, but issues (sometime significant issues) still remain in which the court is actively involved.

Resolution Age

Time (days) from filing to resolution, less suspense time if applicable.

Pending Resolution Case Age

Time (days) from filing to the last day of the reporting period for these cases that still remain unresolved (no approval or dismiss yet), less suspense time, if applicable.

Pending Completion Case Age since the Approval of Petition

Time (days) from filing from the approval of the original petition (resolution) to the last day of the reporting period for those cases that still remain uncompleted (resolved, but with court activities), less suspense time, if applicable.

Number of Fact-findings (FF)

This is an estimate of actual fact-finding hearings held due to siblings belonging to one family unit having data entered on each case for the same fact-finding hearing proceeding.

Number of Hearings (non Fact-findings)

Number of all hearings other than fact-findings entered during the reporting period. The number of hearings is further divided into “pre-resolution” and “post-resolution” hearings depending on the time of the hearings in relation to the resolution date.

Table 1. Dependency Statistics

	2021 Dependency					2022 Dependency				
	Q1	Q2	Q3	Q4	Annual	Q1	Q2	Q3	Q4	Annual
Filings										
SEA	66	67	77	52	262	72				72
KNT	45	28	24	35	132	57				57
BOTH SEA/KNT	111	95	101	87	394	129				129
Resolutions										
SEA	98	68	52	52	270	47				47
KNT	36	40	34	19	129	31				31
BOTH SEA/KNT	134	108	86	71	399	78				78
Pending Resolution										
SEA	243	155	168	160		175				
KNT	139	97	81	81		104				
BOTH SEA/KNT	382	252	249	241		279				
Resolved, Pending Completion										
SEA	769	784	728	690		661				
KNT	611	627	578	536		471				
BOTH SEA/KNT	1380	1411	1306	1226		1132				
Resolution Age (days)										
% of Cases within 75 days	16%	20%	21%	16%		24%				
% of Cases within 90 days	17%	32%	23%	21%		32%				
% of Cases within 120 days	37%	42%	33%	30%		41%				
% of Cases within 180 days	57%	54%	60%	49%		63%				
% of Cases >180 days	43%	45%	40%	51%		37%				
Total # of Cases Resolved	134	108	86	71		78				
Pending Resolution Case Age										
# of Cases less than 75 days	82	54	71	63		108				
# of Cases between 76 and 90 days	11	12	14	6		10				
# of Cases between 90 and 120 days	26	26	29	20		19				
# of Cases between 121 and 180 days	34	38	27	49		26				
# of cases > 180 days	229	122	108	103		116				
Total # of Pending Resolution Cases	382	252	249	241		279				
Pending Completion (but resolved) Case, Age Since Filing										
# of Cases less than 1 year	141	151	149	108		147				
# of Cases between 1 and 2 years	264	291	254	230		217				
# of Cases between 2 and 3 years	337	338	312	307		270				
# of Cases between 3 and 4 years	263	255	249	237		207				
# of Cases between 4 and 5 years	140	142	139	156		124				
# of cases > 5 years	235	234	203	188		167				
Total # of Pending Completion (resolved) Cases	1380	1411	1306	1226		1132				

Annual total reflects the year-end update and adjustment.

Table 1 (continued). Dependency Statistics

	2021 Dependency					2022 Dependency				
	Q1	Q2	Q3	Q4	YTD	Q1	Q2	Q3	Q4	YTD
Pending Completion (but resolved) Case, Age Since Approval of Petition										
# of Cases less than 1 year	270	345	318	256		296				
# of Cases between 1 and 2 years	258	238	217	229		198				
# of Cases between 2 and 3 years	347	305	274	257		226				
# of Cases between 3 and 4 years	209	228	227	226		188				
# of Cases between 4 and 5 years	130	117	109	108		91				
# of cases > 5 years	166	178	161	150		133				
Total # of Pending Completion (resolved) Cases	1380	1411	1306	1226		1132				
Number of Fact-findings										
SEA	36	37	17	31	121	33				33
KNT	16	36	10	10	72	15				15
BOTH SEA/KNT	52	73	27	41	193	48				48
Number of Hearings (Non fact-findings)										
SEA	906	1082	979	945	3912	1042				1042
KNT	734	821	849	750	3154	855				855
BOTH SEA/KNT	1640	1903	1828	1695	7066	1897				1897

Table 2. Termination Statistics

	2021 Termination					2022 Termination				
	Q1	Q2	Q3	Q4	Annual	Q1	Q2	Q3	Q4	Annual
Filings										
SEA	21	30	52	25	128	20				20
KNT	25	21	23	6	75	19				19
BOTH SEA/KNT	46	51	75	31	203	39				39
Resolutions										
SEA	31	29	61	19	140	39				39
KNT	25	40	38	22	125	21				21
BOTH SEA/KNT	56	69	99	41	265	60				60
Pending Resolution										
SEA	203	207	174	166		145				
KNT	151	138	104	82		79				
BOTH SEA/KNT	354	345	278	248		224				
Resolution Age (days)										
% of Cases within 75 days	0%	4%	5%	10%		13%				
% of Cases within 90 days	29%	24%	20%	37%		28%				
% of Cases within 120 days	30%	33%	22%	44%		28%				
% of Cases within 180 days	43%	55%	29%	51%		32%				
% of Cases >180 days	57%	45%	71%	49%		68%				
Total # of Cases Resolved	56	69	99	41		60				
Pending Resolution Case Age										
# of Cases less than 75 days	41	41	55	19		28				
# of Cases between 76 and 90 days	3	7	11	4		2				
# of Cases between 90 and 120 days	31	10	13	16		2				
# of Cases between 121 and 180 days	37	14	18	33		15				
# of cases > 180 days	242	273	181	176		177				
Total # of Pending Resolution Cases	354	345	278	248		224				
Number of Fact-findings										
SEA	37	33	31	27	128	28				28
KNT	20	28	14	7	69	14				14
BOTH SEA/KNT	57	61	45	34	197	42				42
Number of Hearings (Non fact-findings)										
SEA	85	49	64	67	223	78				78
KNT	103	70	46	47	225	42				42
BOTH SEA/KNT	188	119	110	114	448	120				120

Annual total reflects the year-end update and adjustment.

Table 3. ARY/CHINS Statistics

	2021 ARY/CHINS					2022 ARY/CHINS				
	Q1	Q2	Q3	Q4	Annual	Q1	Q2	Q3	Q4	Annual
Filings										
SEA	5	5	7	14	31	7				7
KNT	9	8	8	9	34	6				6
BOTH SEA/KNT	14	13	15	23	65	13				13
Resolutions										
SEA	8	8	5	6	27	13				13
KNT	10	6	7	5	28	8				8
BOTH SEA/KNT	18	14	12	11	55	21				21
Pending Resolution										
SEA	17	14	15	22		15				
KNT	10	11	11	12		12				
BOTH SEA/KNT	27	25	26	34		27				
Resolved, Pending Completion										
SEA	44	44	45	46		55				
KNT	24	24	24	17		19				
BOTH SEA/KNT	68	68	69	63		74				
Resolution Age (days)										
% of Cases within 75 days	50%	36%	33%	73%		52%				
% of Cases within 90 days	50%	50%	42%	73%		67%				
% of Cases within 120 days	56%	57%	67%	82%		76%				
% of Cases within 180 days	67%	64%	83%	82%		95%				
% of Cases >180 days	33%	36%	17%	18%		5%				
Total # of Cases Resolved	18	14	12	11		21				
Pending Resolution Case Age										
# of Cases less than 75 days	6	9	11	14		7				
# of Cases between 76 and 90 days	1	1	1	3		0				
# of Cases between 90 and 120 days	1	0	1	4		2				
# of Cases between 121 and 180 days	5	1	1	2		5				
# of cases > 180 days	14	14	12	11		13				
Total # of Pending Resolution Cases	27	25	26	34		27				
Pending Completion (but resolved) Case - Age Since Filing										
# of Cases less than 1 year	14	15	16	9		20				
# of Cases between 1 and 2 years	2	1	1	2		2				
# of Cases between 2 and 3 years	3	1	1	0		0				
# of Cases between 3 and 4 years	1	3	3	3		3				
# of Cases between 4 and 5 years	4	4	4	5		5				
# of cases > 5 years	44	44	44	44		44				
Total # of Pending Completion (resolved) Cases	68	68	69	63		74				

Annual total reflects the year-end update and adjustment.

Table 3 (continued). ARY/CHINS Statistics

	2021 ARY/CHINS					2022 ARY/CHINS				
	Q1	Q2	Q3	Q4	YTD	Q1	Q2	Q3	Q4	YTD
Pending Completion (but resolved) Case – Age Since Approval of Petition										
# of Cases less than 1 year	15	15	16	10		21				
# of Cases between 1 and 2 years	1	1	1	1		1				
# of Cases between 2 and 3 years	3	1	1	1		1				
# of Cases between 3 and 4 years	2	3	3	2		2				
# of Cases between 4 and 5 years	3	4	4	5		5				
# of cases > 5 years	44	44	44	44		44				
Total # of Pending Completion (resolved) Cases	68	68	69	63		74				
Number of Fact-findings										
SEA	1	2	1	3	7	3				3
KNT	4	1	3	4	12	5				5
BOTH SEA/KNT	5	3	4	7	19	8				8
Number of Hearings (Non fact-findings)										
SEA	4	2	6	8	20	14				14
KNT	20	17	8	12	57	14				14
BOTH SEA/KNT	24	19	14	20	77	28				28

Table 4. Truancy Statistics

	2021 Truancy					2022 Truancy				
	Q1	Q2	Q3	Q4	Annual	Q1	Q2	Q3	Q4	Annual
Filings										
SEA	0	2	0	31	33	120				120
KNT	0	2	0	26	28	216				216
BOTH SEA/KNT	0	4	0	57	61	336				336
Resolutions										
SEA	61	9	14	110	194	6				6
KNT	224	66	102	1	393	11				11
BOTH SEA/KNT	285	75	116	111	587	17				17
Pending Resolution										
SEA	352	345	325	246		359				
KNT	206	134	36	61		266				
BOTH SEA/KNT	558	479	361	307		625				
Resolved, Pending Completion										
SEA	15	15	15	14		14				
KNT	25	25	22	19		16				
BOTH SEA/KNT	40	40	37	33		30				
Resolution Age (days)										
% of Cases within 75 days	0%	0%	0%	1%		65%				
% of Cases within 90 days	0%	0%	0%	1%		65%				
% of Cases within 120 days	0%	0%	0%	1%		71%				
% of Cases within 180 days	0%	0%	0%	1%		77%				
% of Cases >180 days	100%	100%	100%	99%		24%				
Total # of Cases Resolved	285	75	116	111		17				
Pending Resolution Case Age										
# of Cases less than 75 days	0	4	0	55		302				
# of Cases between 76 and 90 days	0	0	0	1		23				
# of Cases between 90 and 120 days	0	0	2	0		31				
# of Cases between 121 and 180 days	0	0	2	0		22				
# of cases > 180 days	558	475	357	251		247				
Total # of Pending Resolution Cases	558	479	361	307		625				
Pending Completion (but resolved) Case - Age Since Filing										
# of Cases less than 1 year	1	1	1	0		2				
# of Cases between 1 and 2 years	1	1	1	2		2				
# of Cases between 2 and 3 years	8	6	5	2		1				
# of Cases between 3 and 4 years	6	7	6	4		1				
# of Cases between 4 and 5 years	5	5	4	2		1				
# of cases > 5 years	19	20	20	23		23				
Total # of Pending Completion (resolved) Cases	40	40	37	33		30				

Annual total reflects the year-end update and adjustment.

Table 4 (continued). Truancy Statistics

	2021 Truancy					2022 Truancy				
	Q1	Q2	Q3	Q4	YTD	Q1	Q2	Q3	Q4	YTD
Pending Completion (but resolved) Case - Age Since Approval of Petition										
# of Cases less than 1 year	1	1	1	0		2				
# of Cases between 1 and 2 years	6	3	3	2		2				
# of Cases between 2 and 3 years	9	11	7	4		1				
# of Cases between 3 and 4 years	4	3	4	5		3				
# of Cases between 4 and 5 years	5	7	7	3		3				
# of cases > 5 years	15	15	15	19		19				
Total # of Pending Completion (resolved) Cases	40	40	37	33		30				
Number of Fact-findings										
SEA	0	0	0	0	0	0				0
KNT	0	0	0	0	0	0				0
BOTH SEA/KNT	0	0	0	0	0	0				0
Number of Hearings (Non Fact-findings)										
SEA	0	0	0	0	0	3				3
KNT	0	0	0	0	0	0				0
BOTH SEA/KNT	0	0	0	0	0	3				3

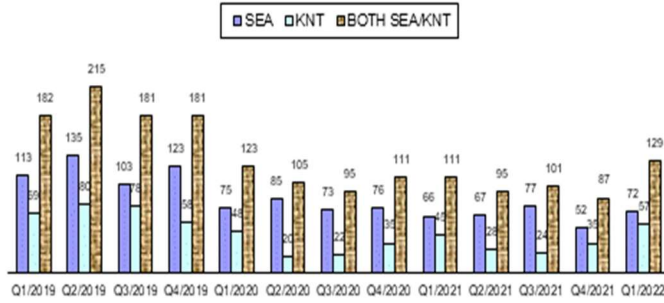
Table 5. Case Filing, Resolution and Pending for Other Causes of Action

	DDP/EFC/GFC/RPR/RVS etc.									
	Q1/2021	Q2/2021	Q3/2021	Q4/2021	2021 Annual	Q1/2022	Q2/2022	Q3/2022	Q4/2022	2022 Annual
Filings										
SEA	27	26	28	13	94	15				15
KNT	19	14	16	12	61	17				17
Both SEA/KNT	46	40	44	25	155	32				32
Resolutions										
SEA	41	25	30	9	105	18				18
KNT	16	16	23	10	65	18				18
Both SEA/KNT	57	41	53	19	170	36				36
Pending Resolution										
SEA	64	66	46	50		42				
KNT	65	60	37	36		33				
Both SEA/KNT	129	126	83	86		75				
Pending Completion										
SEA	248	297	324	267		239				
KNT	110	126	136	121		107				
Both SEA/KNT	358	423	460	388		346				
Number of Fact-findings										
SEA	9	9	14	9	41	12				12
KNT	5	9	10	6	30	14				14
BOTH SEA/KNT	14	18	24	15	71	26				26
Number of Hearings (non FF)										
SEA	107	152	164	130	553	148				148
KNT	61	48	65	52	226	52				52
BOTH SEA/KNT	168	200	229	182	779	200				200

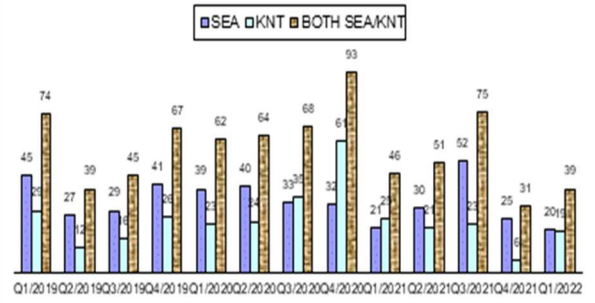
This tables includes case flow information for the following causes of actions under case type 7: DDP (developmental Disability), GFC includes the following case types: DDP - Developmental Disability; DGN - Dependency Guardianship; RVS - Relative Visitation; EFC - Extended Foster Care, Dependency; GFC - Guardianship Foster Children; RPR - Reinstatement of Parental rights; and VYG - Vulnerable Youth Guardianship.

Annual total reflects the year-end update and adjustment.

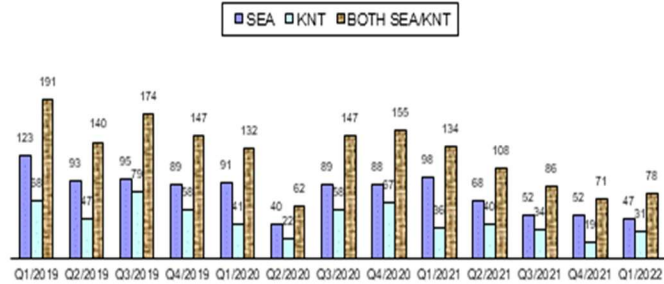
Dependency Filings by Quarter



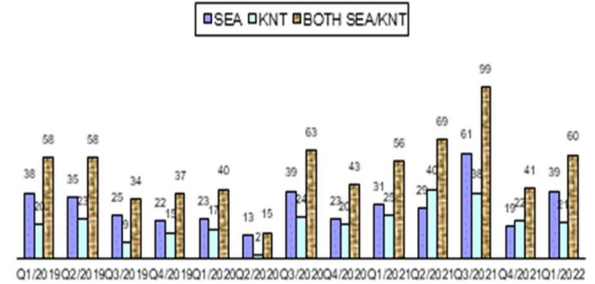
Termination Filings by Quarter



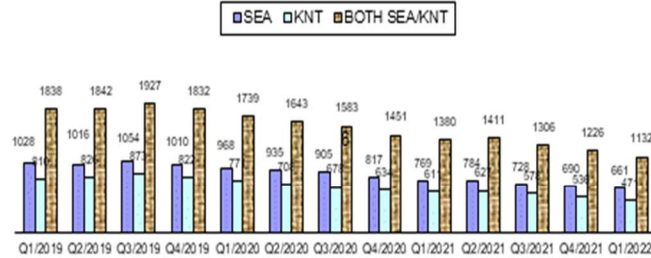
Dependency Resolutions by Quarter



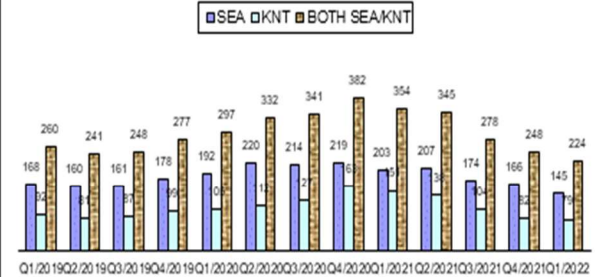
Termination Resolutions by Quarter



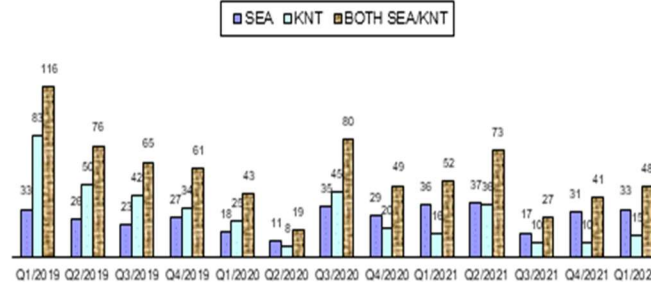
Dependency Pending Completion by Quarter



Termination Pending Resolution by Quarter



Dependency Fact-findings by Quarter



Termination Fact-findings by Quarter

