

Report to



King County

King County Superior Court

ECR Online

Use Case 11 – Log On – DJA



Sierra

New thinking.

Sierra Systems Inc.
10900 N.E. 8th Street, Suite 1110
Bellevue, WA 98004-1455 USA
www.SierraSystems.com

Contact: Jona Vallarta
Phone: 425.688.7724
Fax: 425.451.4430
Email: JonaVallarta@SierraSystems.com

Date: September 13, 2005

Sierra Systems

REVISION LOG: USE CASE 11 –LOG ON – DJA

Revision Date	Description	Changes Made By
July 27, 2005	Initial Draft	Les Scott

TABLE OF CONTENTS

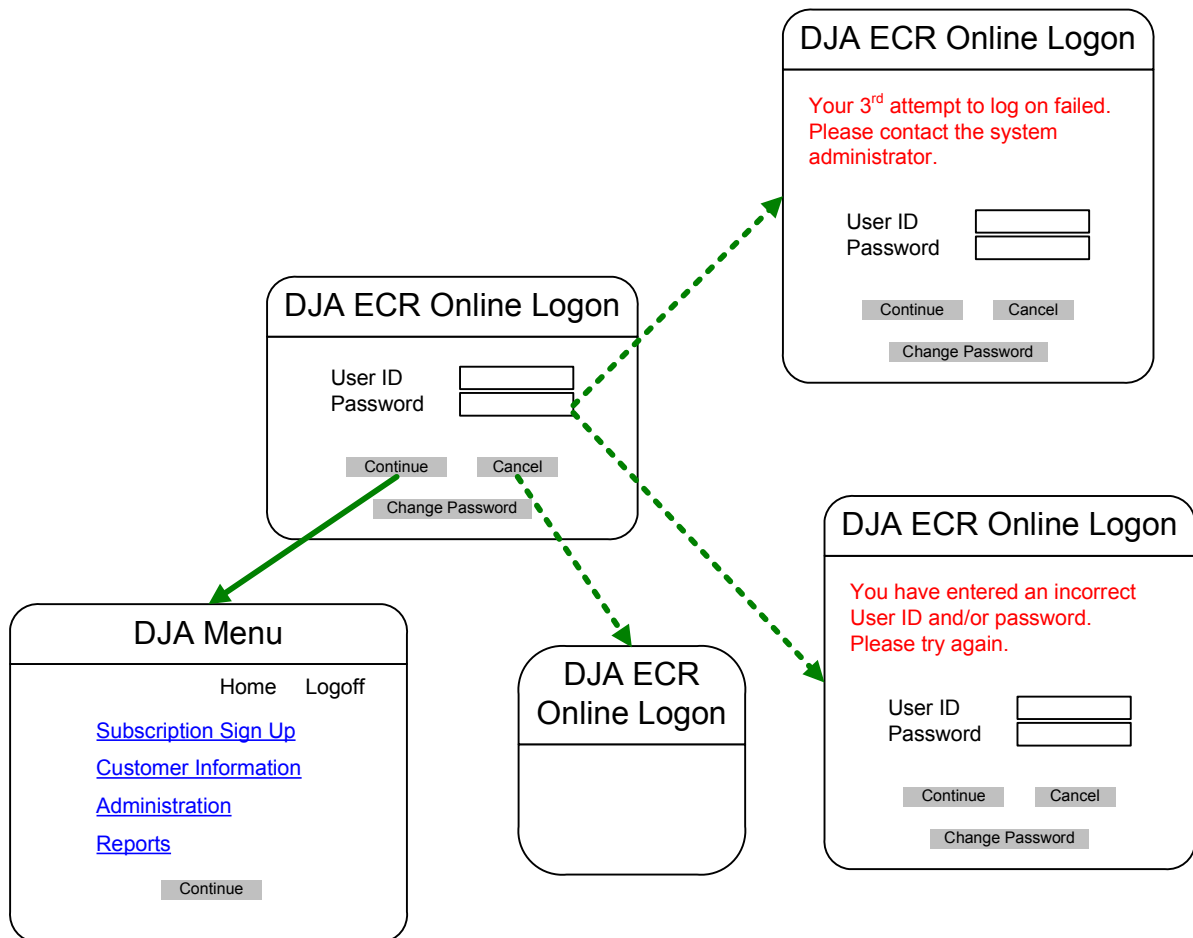
1. Use Case 11 —Log On – DJA	2
2. Normal Process.....	3
2.1. Overview	3
2.2. Steps 1 – 4	4
2.3. Steps 5	4
3. Exceptional Processes	5
3.1. Step 3 (Exceptional Process)	5
3.2. Step 4 (Exceptional Process)	5
3.3. Step 4 (Exceptional Process)	6

1. USE CASE 11 —LOG ON – DJA

Use Case Name	Log On – DJA	
Use Case Number	11	
Description	The use case illustrates how DJA staff logon to the internal ECR Online application. This will enable them to perform subscription and administrative functions separate from the customer base.	
Actors	DJA Staff	
Preconditions	<ul style="list-style-type: none">• The user has been set up in the ECR Online system.• The user has logged onto a domain within King County's domain.	
Triggers and Frequency	The DJA Staff user needs to access functionality within the internal ECR Online system.	
Normal Process	Exceptional Process	
1. The user accesses the King County "ECR Online" website.		
2. The "Log On" page appears.		
3. The user enters a valid User ID and Password then selects the "Continue" button.	<ul style="list-style-type: none">• If the user selects the "Cancel" button, the "Log On" screen displays.• The user selects the "Change Password" button. (See UC09)	
4. The system validates the UserID and password combination.	<ul style="list-style-type: none">• If the user enters in the incorrect User ID or password an error message displays.• If the user unsuccessfully logs onto their account 3 times in a row, they are locked out of their account and an error message displays.	
5. The "DJA Main Menu" appears.		
Post Condition	The user successfully logged into the internal ECR Online application.	

2. NORMAL PROCESS

2.1. Overview



2.2. Steps 1 – 4

DJA ECR Online Logon

User ID

Password

Continue

Cancel

Change Password

2.3. Steps 5

DJA Menu

Home

Logoff

[Subscription Sign Up](#)

[Customer Information](#)

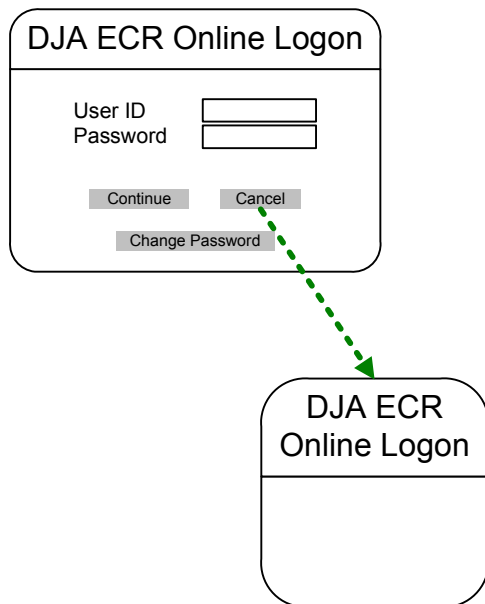
[Administration](#)

[Reports](#)

Continue

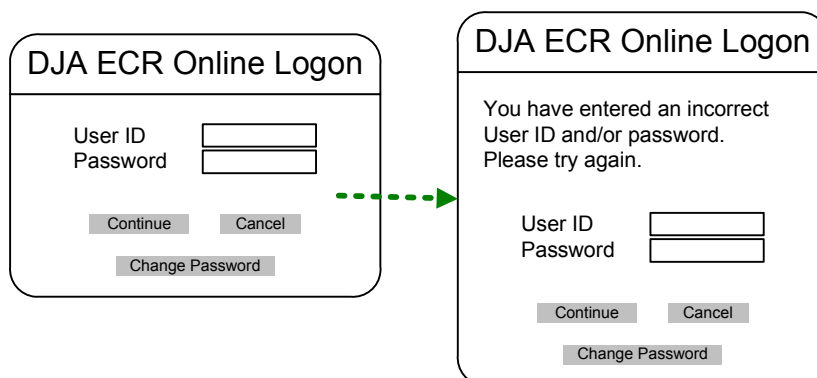
3. EXCEPTIONAL PROCESSES

3.1. Step 3 (Exceptional Process)



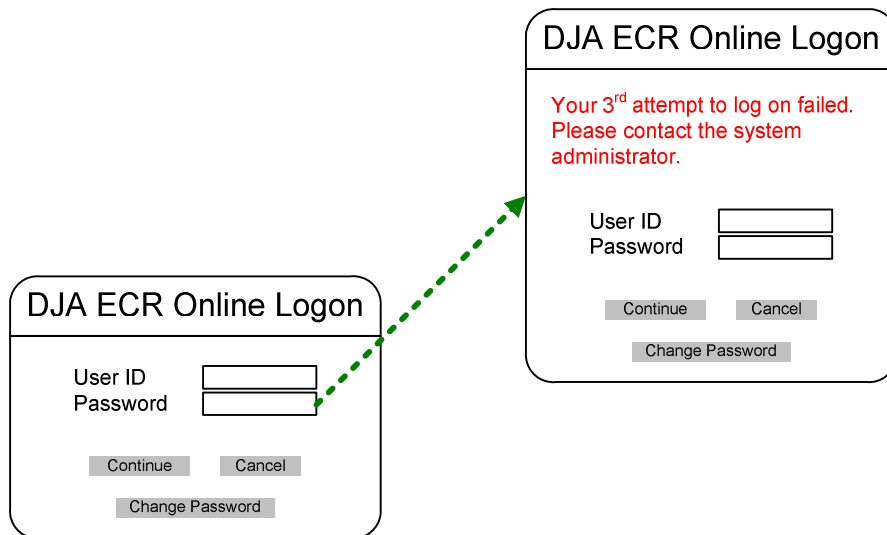
In this exceptional process, the user has entered an incorrect User ID and/or password. The user is instructed to re-enter the information.

3.2. Step 4 (Exceptional Process)



In this exceptional process, the user has entered an incorrect User ID and/or password. The user is instructed to re-enter the information.

3.3. Step 4 (Exceptional Process)



In this exceptional process, the user has attempted to log onto the system 3 times with an incorrect User ID password combination. An error message will display confirming the user has entered an incorrect User ID and/or password. The user is instructed to re-enter the information.