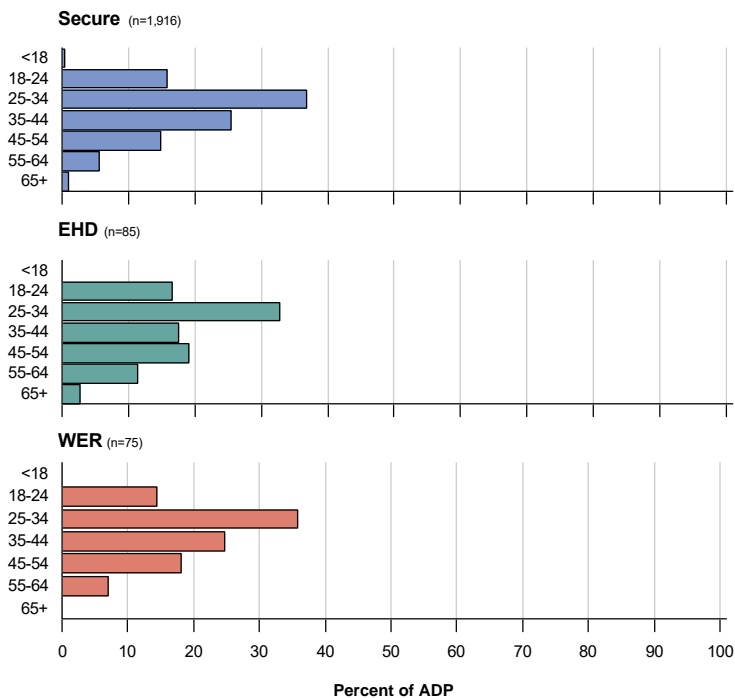


King County Department of Adult and Juvenile Detention Detention and Alternatives Report

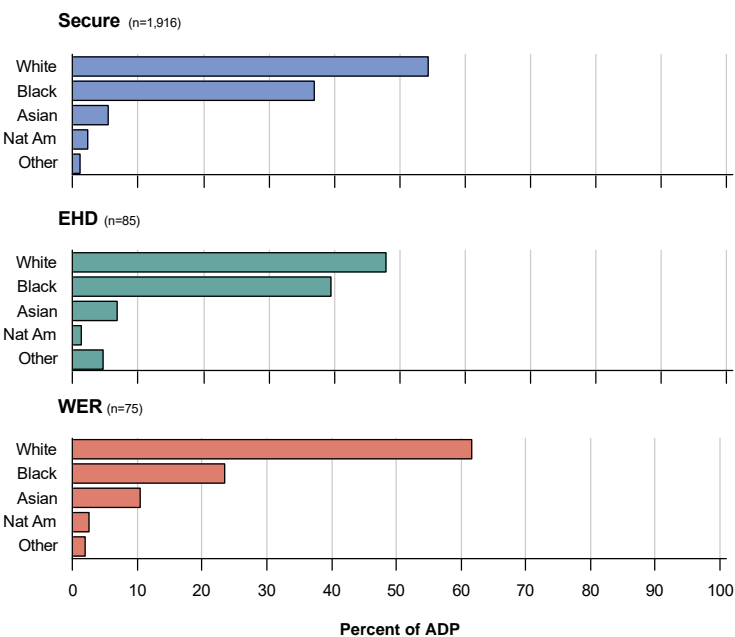
ADP by Housing Location and Demographics - December 2018

Age at Booking



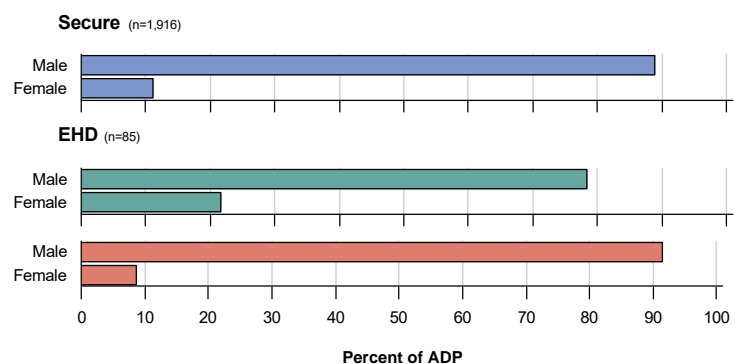
	Secure		EHD		WER	
	N	%	N	%	N	%
<18	8	0.4%	0	-	0	-
18-24	304	15.8%	14	16.5%	11	14.4%
25-34	705	36.7%	28	32.6%	27	35.7%
35-44	489	25.5%	15	17.5%	19	24.7%
45-54	283	14.7%	16	19.1%	14	18.0%
55-64	109	5.6%	10	11.3%	5	6.9%
65+	18	0.9%	2	2.7%	0	-

Race



	Secure		EHD		WER	
	N	%	N	%	N	%
White	1,042	54.4%	41	47.8%	46	61.7%
Black	707	36.8%	33	39.4%	18	23.3%
Asian	103	5.3%	6	6.7%	8	10.4%
Nat Am	44	2.3%	1	1.3%	2	2.4%
Other	20	1.0%	4	4.5%	1	1.9%

Gender

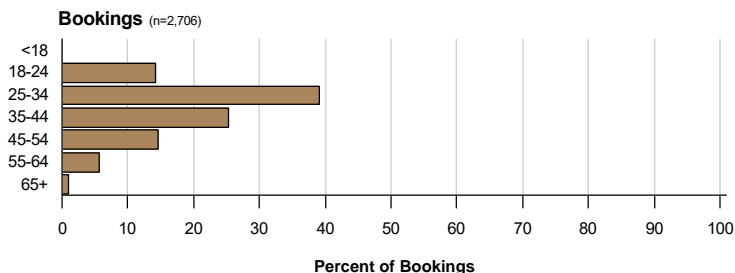


	Secure		EHD		WER	
	N	%	N	%	N	%
Male	1,703	88.9%	66	78.4%	69	91.4%
Female	213	11.0%	18	21.5%	6	8.5%

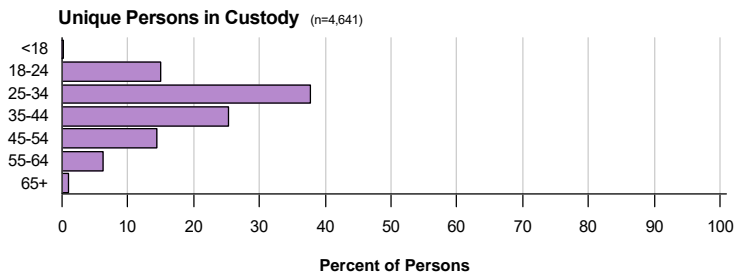
King County Department of Adult and Juvenile Detention Detention and Alternatives Report

Bookings and Unique Persons Incarcerated by Demographics - December 2018

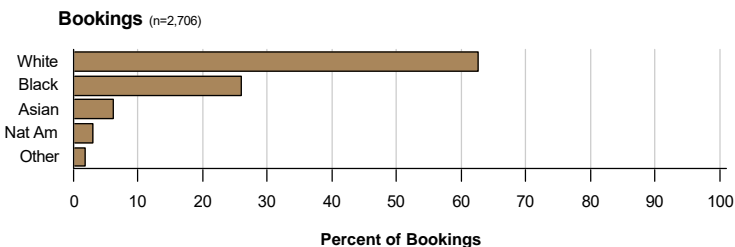
Age at Booking



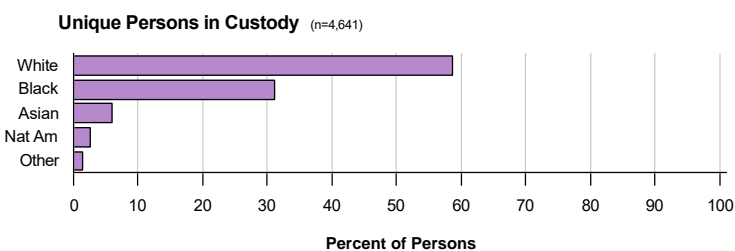
	Bookings		Persons	
	N	%	N	%
<18	0	-	8	0.1%
18-24	385	14.2%	698	15.0%
25-34	1,058	39.0%	1,752	37.7%
35-44	684	25.2%	1,176	25.3%
45-54	397	14.6%	673	14.5%
55-64	155	5.7%	288	6.2%
65+	27	0.9%	46	0.9%



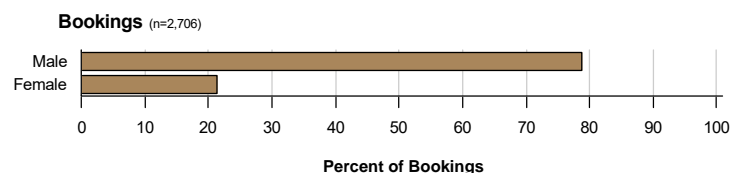
Race



	Bookings		Persons	
	N	%	N	%
White	1,697	62.7%	2,725	58.7%
Black	705	26.0%	1,443	31.0%
Asian	170	6.2%	278	5.9%
Nat Am	82	3.0%	123	2.6%
Other	52	1.9%	72	1.5%



Gender



	Bookings		Persons	
	N	%	N	%
Male	2,129	78.6%	3,857	83.1%
Female	577	21.3%	784	16.8%

