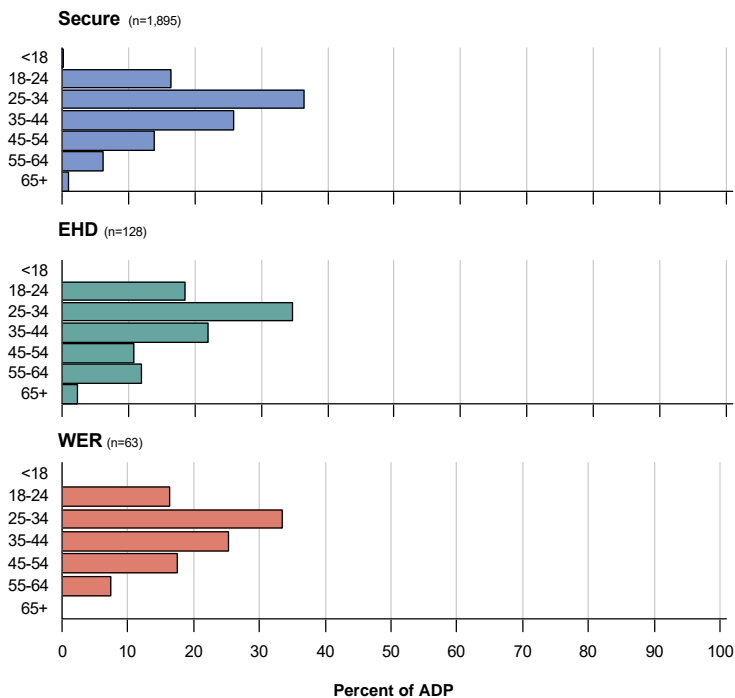


King County Department of Adult and Juvenile Detention Detention and Alternatives Report

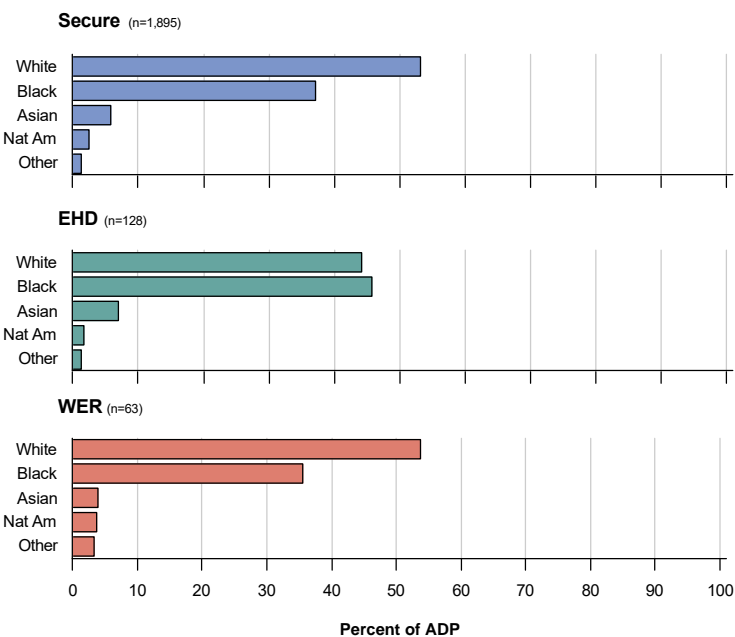
ADP by Housing Location and Demographics - December 2019

Age at Booking



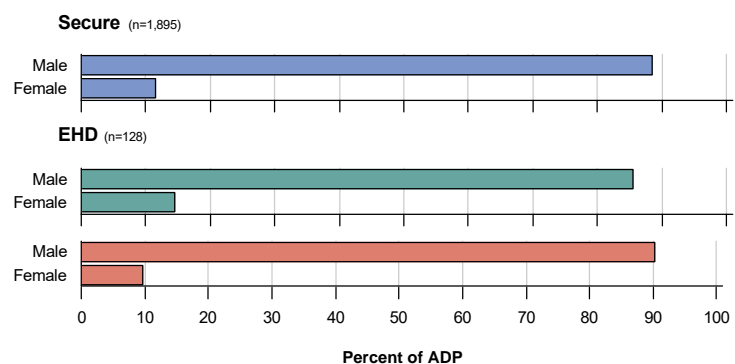
	Secure		EHD		WER	
	N	%	N	%	N	%
<18	3	0.1%	0	-	0	-
18-24	312	16.4%	24	18.4%	10	16.2%
25-34	690	36.4%	44	34.6%	21	33.3%
35-44	489	25.8%	28	21.8%	16	25.2%
45-54	264	13.9%	14	10.7%	11	17.5%
55-64	116	6.1%	15	11.9%	5	7.4%
65+	19	1.0%	3	2.3%	0	-

Race



	Secure		EHD		WER	
	N	%	N	%	N	%
White	1,009	53.2%	57	44.1%	34	53.7%
Black	705	37.1%	58	45.7%	22	35.4%
Asian	110	5.7%	9	7.0%	2	3.8%
Nat Am	48	2.5%	2	1.6%	2	3.6%
Other	24	1.2%	2	1.3%	2	3.2%

Gender

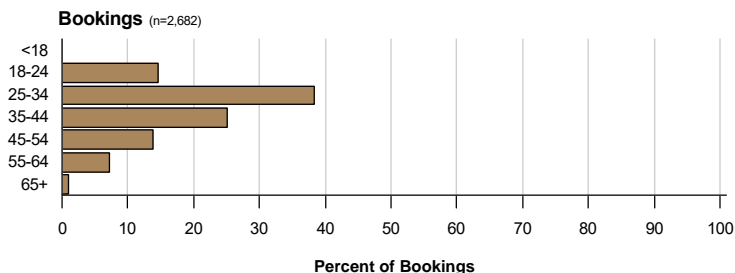


	Secure		EHD		WER	
	N	%	N	%	N	%
Male	1,677	88.5%	109	85.4%	57	90.2%
Female	218	11.4%	19	14.5%	6	9.7%

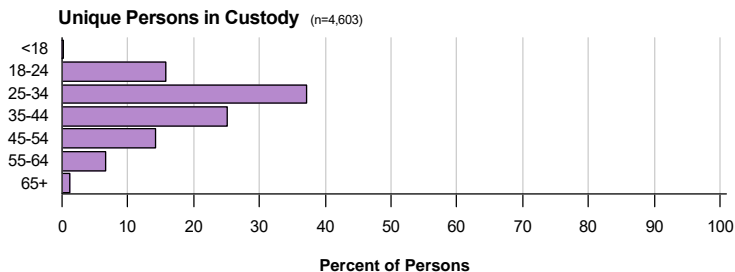
King County Department of Adult and Juvenile Detention Detention and Alternatives Report

Bookings and Unique Persons Incarcerated by Demographics - December 2019

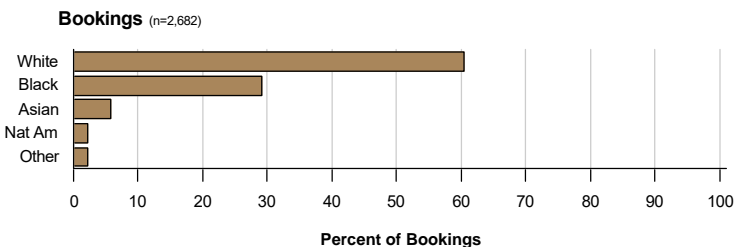
Age at Booking



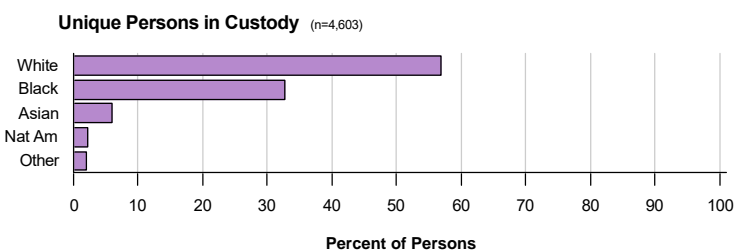
	Bookings		Persons	
	N	%	N	%
<18	0	-	3	0.0%
18-24	393	14.6%	723	15.7%
25-34	1,027	38.2%	1,715	37.2%
35-44	671	25.0%	1,156	25.1%
45-54	370	13.7%	651	14.1%
55-64	192	7.1%	303	6.5%
65+	29	1.0%	52	1.1%



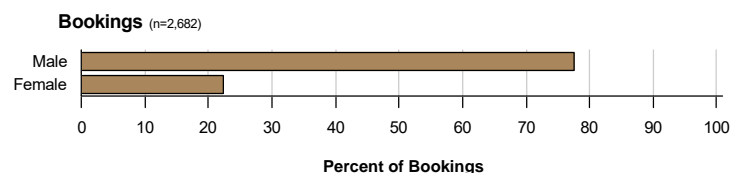
Race



	Bookings		Persons	
	N	%	N	%
White	1,623	60.5%	2,622	56.9%
Black	781	29.1%	1,509	32.7%
Asian	159	5.9%	275	5.9%
Nat Am	59	2.1%	105	2.2%
Other	60	2.2%	92	1.9%



Gender



	Bookings		Persons	
	N	%	N	%
Male	2,081	77.5%	3,814	82.8%
Female	601	22.4%	789	17.1%

