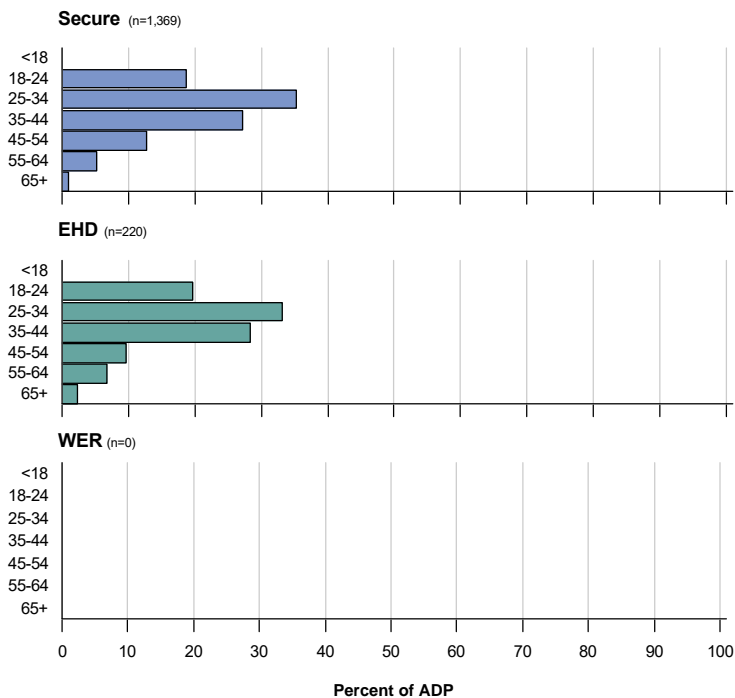


King County Department of Adult and Juvenile Detention Detention and Alternatives Report

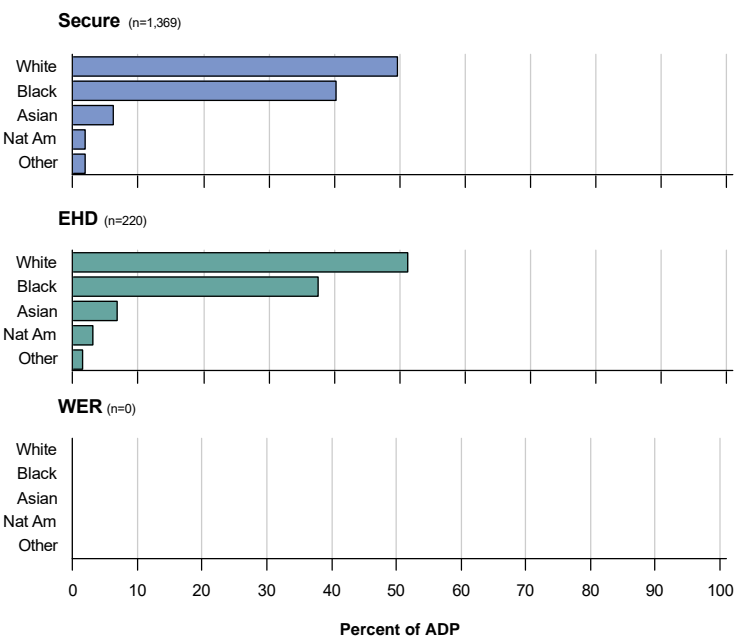
ADP by Housing Location and Demographics - December 2020

Age at Booking



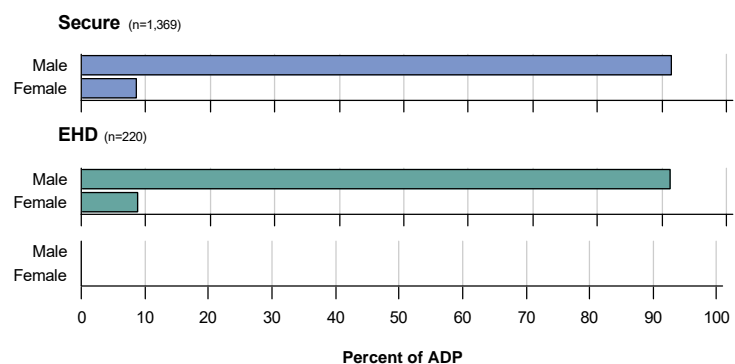
	Secure		EHD		WER	
	N	%	N	%	N	%
<18	0	-	0	-	0	-
18-24	255	18.6%	43	19.7%	0	-
25-34	483	35.2%	73	33.1%	0	-
35-44	371	27.1%	62	28.3%	0	-
45-54	174	12.7%	21	9.6%	0	-
55-64	72	5.2%	15	6.8%	0	-
65+	14	0.9%	5	2.3%	0	-

Race



	Secure		EHD		WER	
	N	%	N	%	N	%
White	679	49.5%	113	51.2%	0	-
Black	553	40.3%	83	37.4%	0	-
Asian	85	6.1%	15	6.6%	0	-
Nat Am	27	1.9%	7	3.1%	0	-
Other	26	1.9%	3	1.4%	0	-

Gender

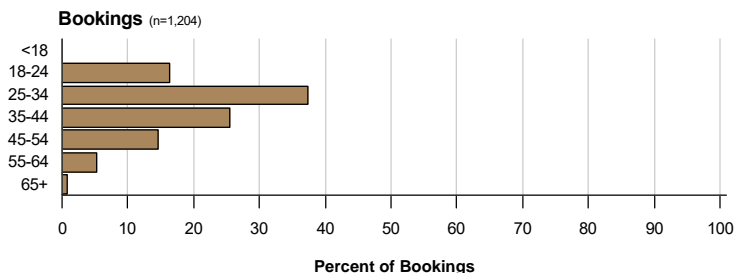


	Secure		EHD		WER	
	N	%	N	%	N	%
Male	1,253	91.4%	201	91.2%	0	-
Female	117	8.5%	19	8.7%	0	-

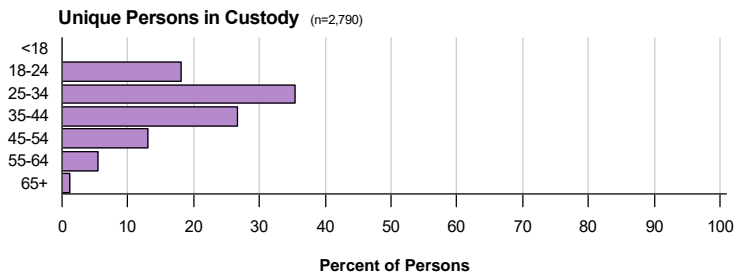
King County Department of Adult and Juvenile Detention Detention and Alternatives Report

Bookings and Unique Persons Incarcerated by Demographics - December 2020

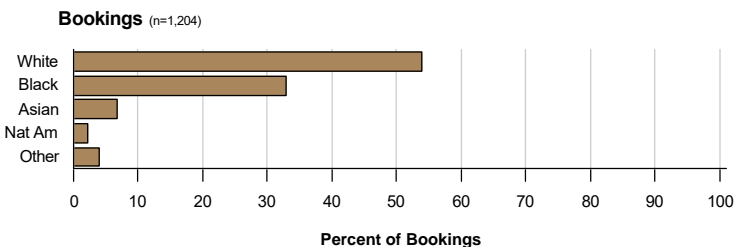
Age at Booking



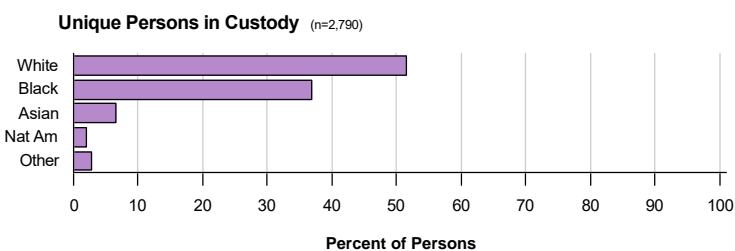
	Bookings		Persons	
	N	%	N	%
<18	0	-	0	-
18-24	197	16.3%	508	18.2%
25-34	450	37.3%	990	35.4%
35-44	307	25.4%	743	26.6%
45-54	176	14.6%	366	13.1%
55-64	64	5.3%	151	5.4%
65+	10	0.8%	32	1.1%



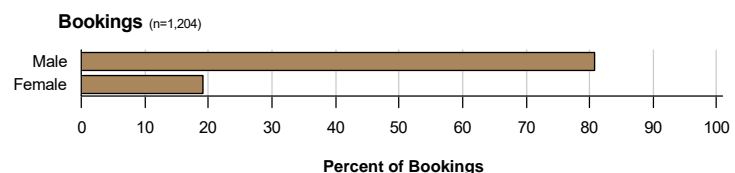
Race



	Bookings		Persons	
	N	%	N	%
White	649	53.9%	1,440	51.6%
Black	396	32.8%	1,030	36.9%
Asian	81	6.7%	184	6.5%
Nat Am	28	2.3%	58	2.0%
Other	50	4.1%	78	2.7%



Gender



	Bookings		Persons	
	N	%	N	%
Male	973	80.8%	2,408	86.3%
Female	231	19.1%	382	13.6%

