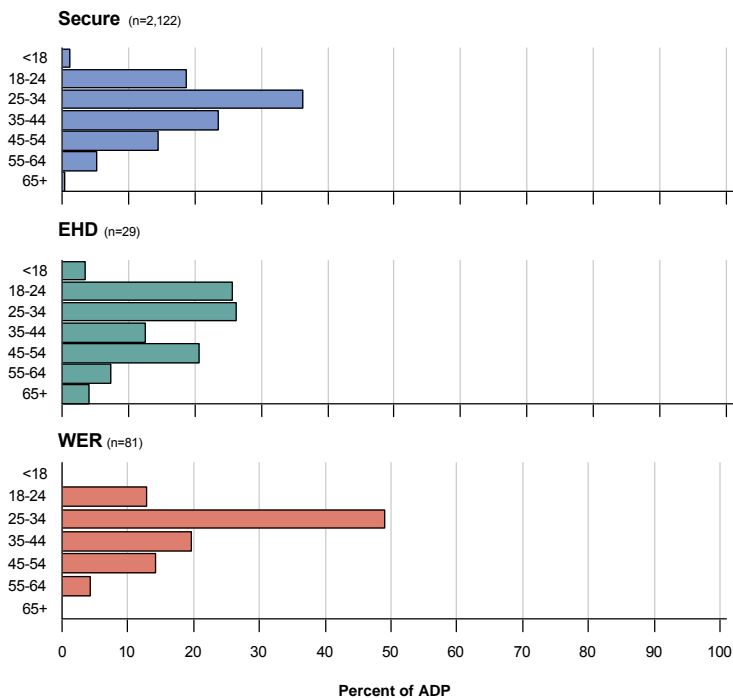


King County Department of Adult and Juvenile Detention Detention and Alternatives Report

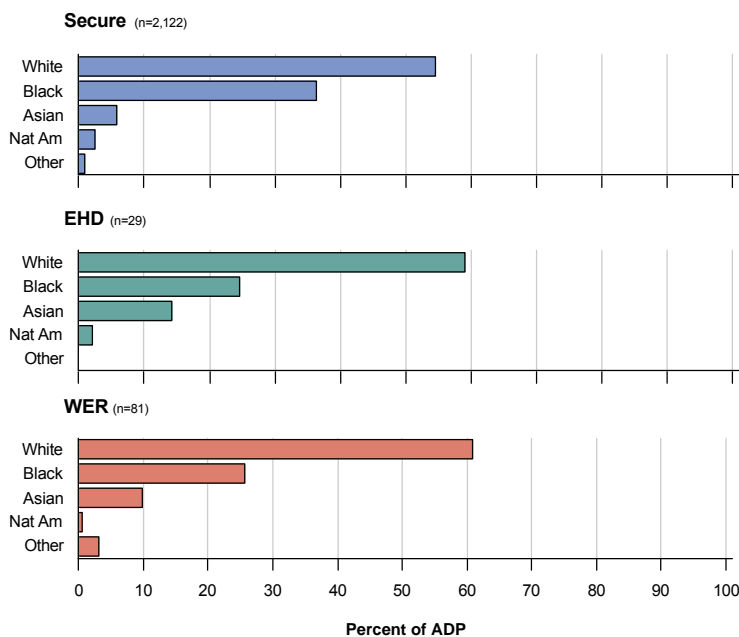
ADP by Housing Location and Demographics - May 2017

Age at Booking



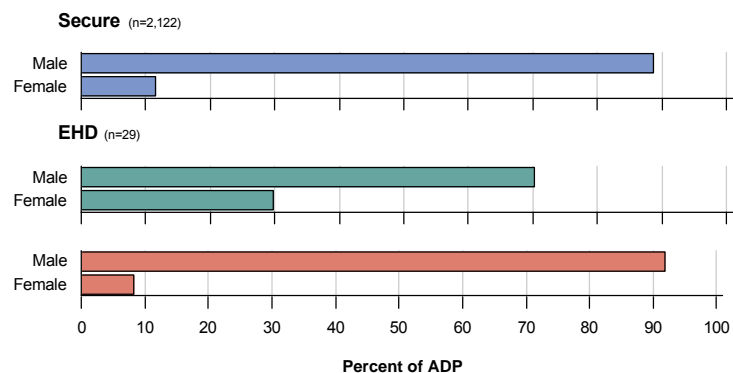
	Secure		EHD		WER	
	N	%	N	%	N	%
<18	26	1.2%	1	3.4%	0	-
18-24	398	18.7%	8	25.7%	10	12.9%
25-34	771	36.3%	8	26.2%	40	49.0%
35-44	499	23.4%	4	12.6%	16	19.6%
45-54	309	14.5%	6	20.5%	11	14.1%
55-64	111	5.2%	2	7.3%	3	4.2%
65+	9	0.4%	1	4.0%	0	-

Race



	Secure		EHD		WER	
	N	%	N	%	N	%
White	1,156	54.4%	17	59.1%	49	60.8%
Black	771	36.3%	7	24.5%	21	25.7%
Asian	125	5.8%	4	14.2%	8	9.8%
Nat Am	53	2.4%	1	2.0%	0	0.4%
Other	17	0.8%	0	-	3	3.1%

Gender

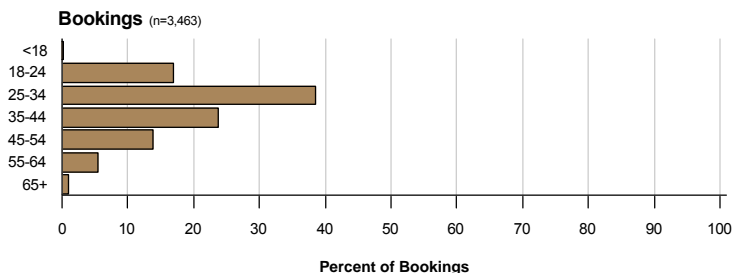


	Secure		EHD		WER	
	N	%	N	%	N	%
Male	1,880	88.5%	21	70.2%	74	91.7%
Female	242	11.4%	9	29.7%	7	8.2%

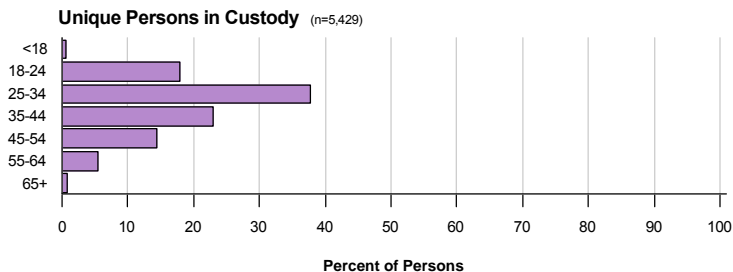
King County Department of Adult and Juvenile Detention Detention and Alternatives Report

Bookings and Unique Persons Incarcerated by Demographics - May 2017

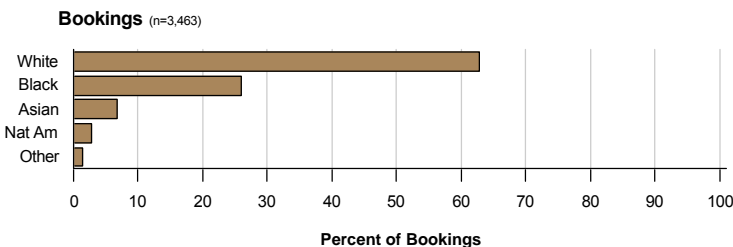
Age at Booking



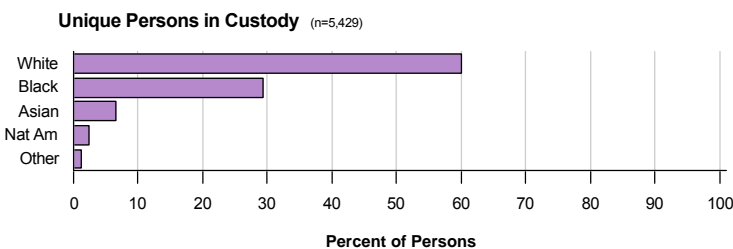
	Bookings		Persons	
	N	%	N	%
<18	6	0.1%	35	0.6%
18-24	589	17.0%	972	17.9%
25-34	1,337	38.6%	2,055	37.8%
35-44	822	23.7%	1,252	23.0%
45-54	481	13.8%	778	14.3%
55-64	192	5.5%	294	5.4%
65+	36	1.0%	43	0.7%



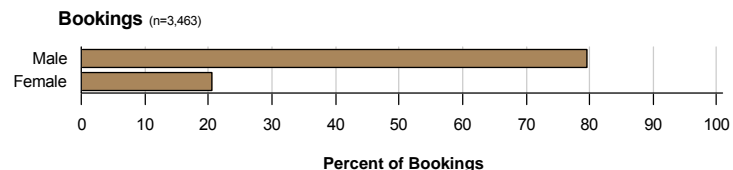
Race



	Bookings		Persons	
	N	%	N	%
White	2,178	62.8%	3,265	60.1%
Black	900	25.9%	1,594	29.3%
Asian	236	6.8%	364	6.7%
Nat Am	98	2.8%	139	2.5%
Other	51	1.4%	67	1.2%



Gender



	Bookings		Persons	
	N	%	N	%
Male	2,752	79.4%	4,499	82.8%
Female	711	20.5%	930	17.1%

