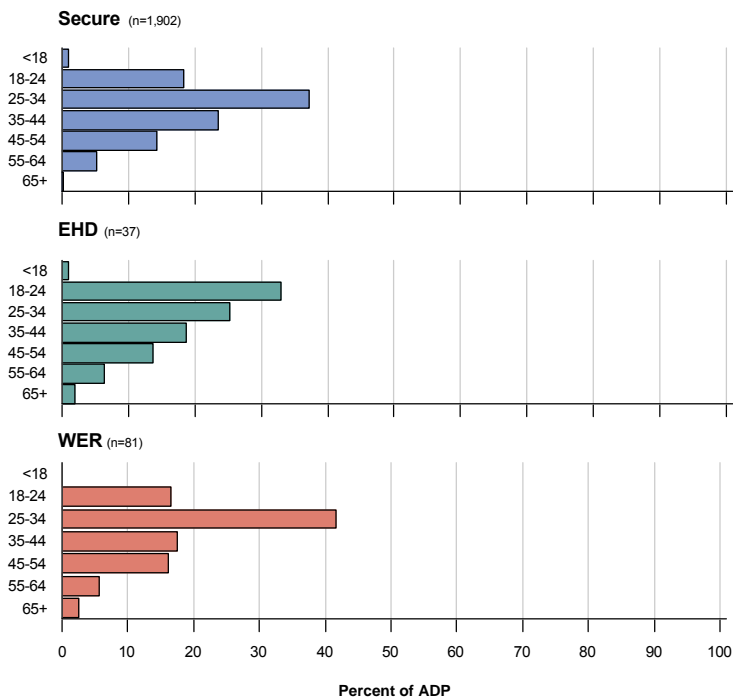


King County Department of Adult and Juvenile Detention Detention and Alternatives Report

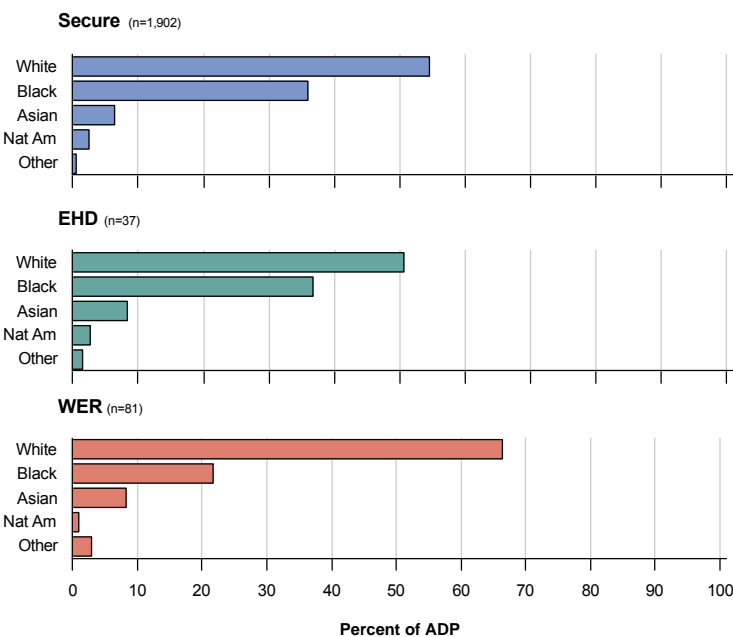
ADP by Housing Location and Demographics - December 2016

Age at Booking



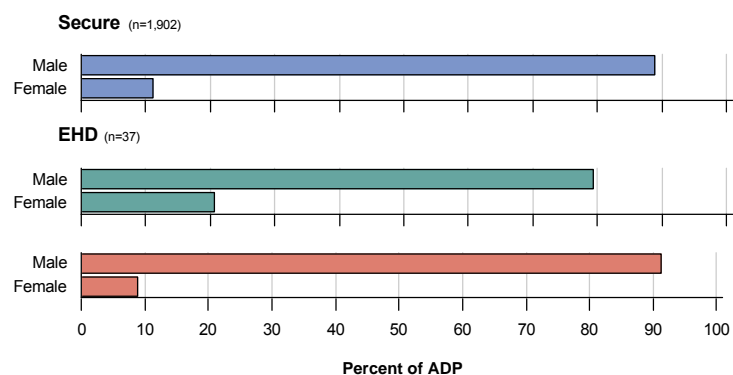
	Secure		EHD		WER	
	N	%	N	%	N	%
<18	20	1.0%	0	0.9%	0	-
18-24	350	18.3%	12	32.9%	13	16.5%
25-34	708	37.2%	9	25.1%	34	41.5%
35-44	448	23.5%	7	18.7%	14	17.5%
45-54	273	14.3%	5	13.7%	13	16.1%
55-64	98	5.1%	2	6.4%	5	5.6%
65+	6	0.3%	1	1.9%	2	2.4%

Race



	Secure		EHD		WER	
	N	%	N	%	N	%
White	1,037	54.5%	19	50.7%	54	66.4%
Black	685	36.0%	14	36.7%	18	21.6%
Asian	121	6.3%	3	8.3%	7	8.2%
Nat Am	47	2.4%	1	2.6%	1	0.8%
Other	11	0.6%	1	1.4%	2	2.9%

Gender

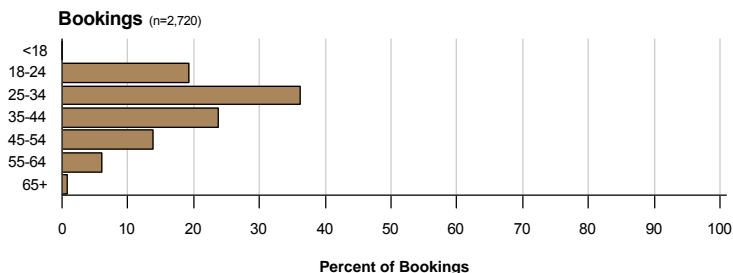


	Secure		EHD		WER	
	N	%	N	%	N	%
Male	1,690	88.8%	30	79.3%	74	91.1%
Female	212	11.1%	8	20.6%	7	8.8%

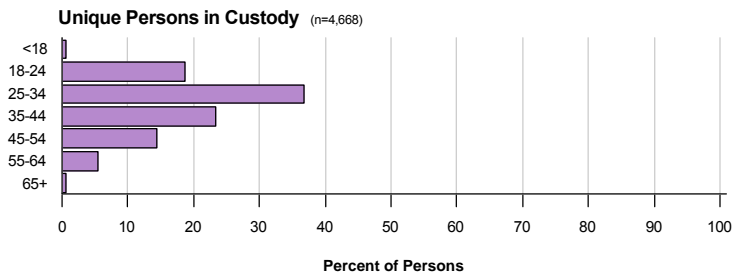
King County Department of Adult and Juvenile Detention Detention and Alternatives Report

Bookings and Unique Persons Incarcerated by Demographics - December 2016

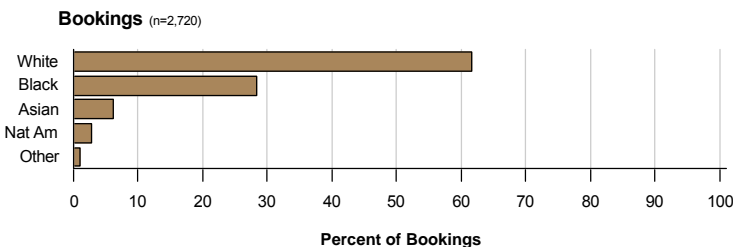
Age at Booking



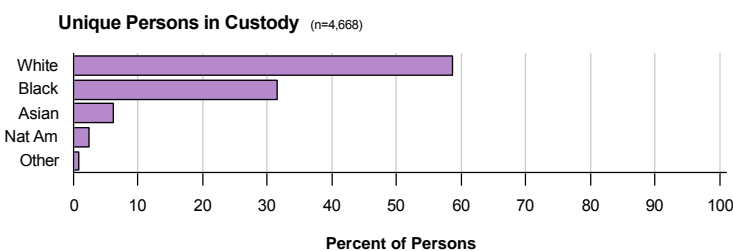
	Bookings		Persons	
	N	%	N	%
<18	3	0.1%	25	0.5%
18-24	527	19.3%	875	18.7%
25-34	986	36.2%	1,718	36.8%
35-44	644	23.6%	1,091	23.3%
45-54	374	13.7%	673	14.4%
55-64	165	6.0%	255	5.4%
65+	21	0.7%	31	0.6%



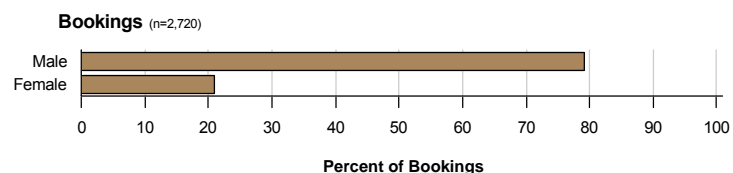
Race



	Bookings		Persons	
	N	%	N	%
White	1,678	61.6%	2,742	58.7%
Black	770	28.3%	1,475	31.5%
Asian	167	6.1%	290	6.2%
Nat Am	76	2.7%	119	2.5%
Other	29	1.0%	42	0.8%



Gender



	Bookings		Persons	
	N	%	N	%
Male	2,151	79.0%	3,902	83.5%
Female	569	20.9%	766	16.4%

