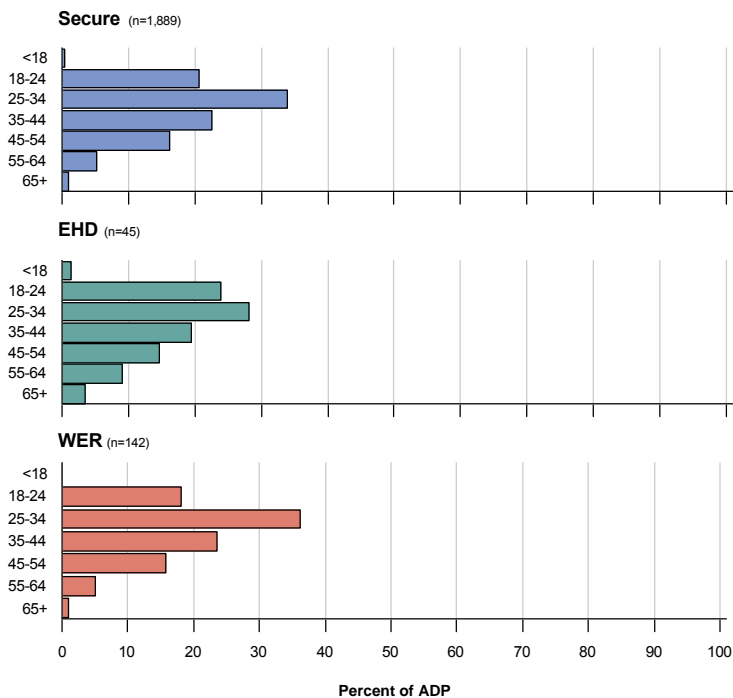


King County Department of Adult and Juvenile Detention Detention and Alternatives Report

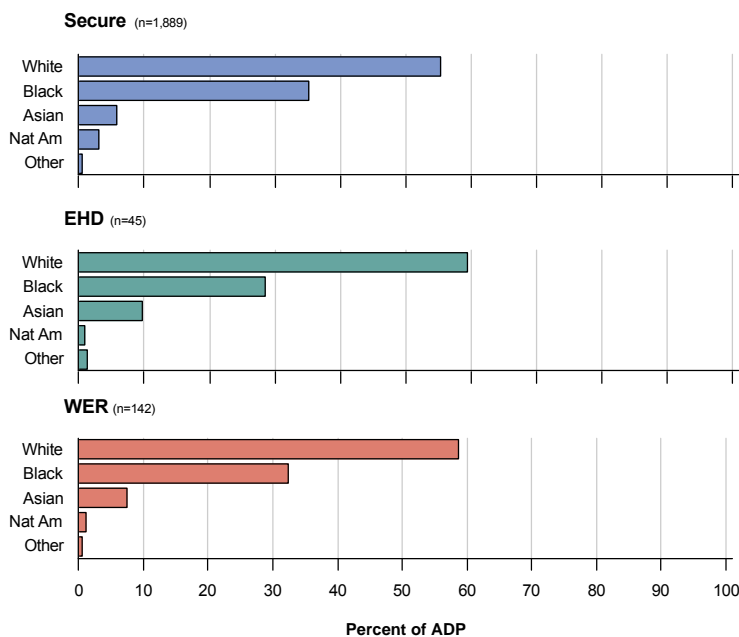
ADP by Housing Location and Demographics - Calendar Year 2014

Age at Booking



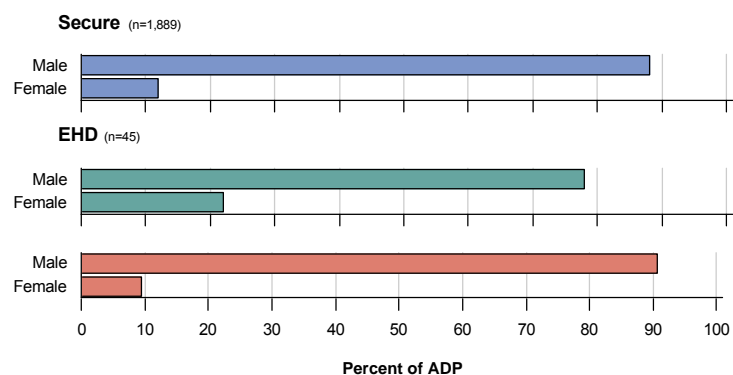
	Secure		EHD		WER	
	N	%	N	%	N	%
<18	9	0.4%	1	1.2%	0	-
18-24	391	20.6%	11	23.9%	26	18.1%
25-34	641	33.9%	13	28.1%	51	36.2%
35-44	425	22.5%	9	19.4%	33	23.5%
45-54	305	16.1%	7	14.5%	22	15.8%
55-64	98	5.1%	4	8.9%	7	5.1%
65+	19	1.0%	2	3.5%	1	1.0%

Race



	Secure		EHD		WER	
	N	%	N	%	N	%
White	1,045	55.3%	27	59.4%	83	58.7%
Black	666	35.2%	13	28.6%	46	32.2%
Asian	109	5.7%	4	9.6%	10	7.3%
Nat Am	59	3.1%	0	0.9%	2	1.0%
Other	10	0.5%	1	1.3%	1	0.6%

Gender

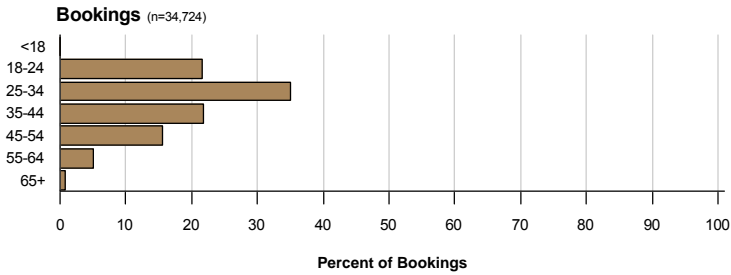


	Secure		EHD		WER	
	N	%	N	%	N	%
Male	1,665	88.1%	35	77.9%	128	90.6%
Female	224	11.8%	10	22.0%	13	9.3%

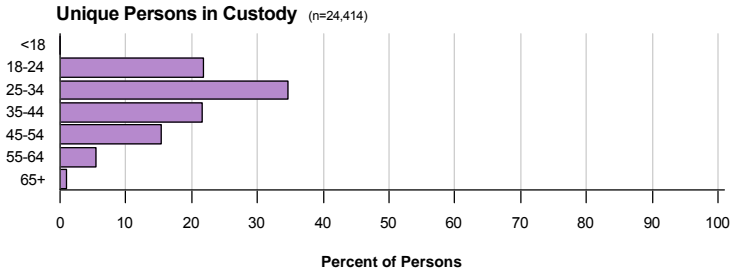
King County Department of Adult and Juvenile Detention Detention and Alternatives Report

Bookings and Unique Persons Incarcerated by Demographics - Calendar Year 2014

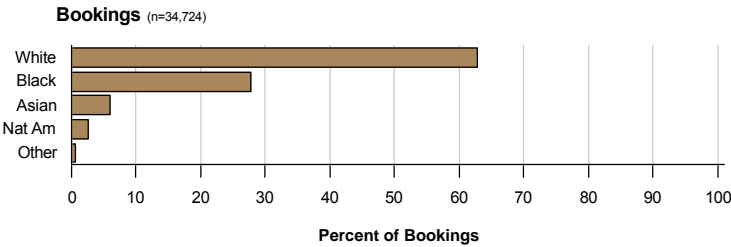
Age at Booking



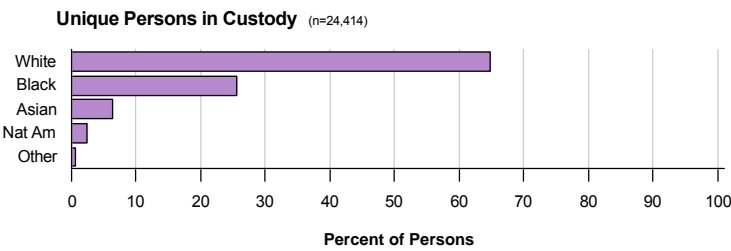
	Bookings		Persons	
	N	%	N	%
<18	21	0.0%	28	0.1%
18-24	7,483	21.5%	5,309	21.7%
25-34	12,196	35.1%	8,476	34.7%
35-44	7,597	21.8%	5,279	21.6%
45-54	5,403	15.5%	3,773	15.4%
55-64	1,751	5.0%	1,314	5.3%
65+	273	0.7%	235	0.9%



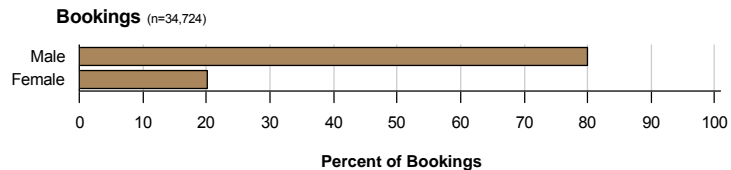
Race



	Bookings		Persons	
	N	%	N	%
White	21,804	62.7%	15,810	64.7%
Black	9,657	27.8%	6,256	25.6%
Asian	2,094	6.0%	1,571	6.4%
Nat Am	934	2.6%	587	2.4%
Other	235	0.6%	190	0.7%



Gender



	Bookings		Persons	
	N	%	N	%
Male	27,740	79.8%	19,360	79.2%
Female	6,984	20.1%	5,054	20.7%

