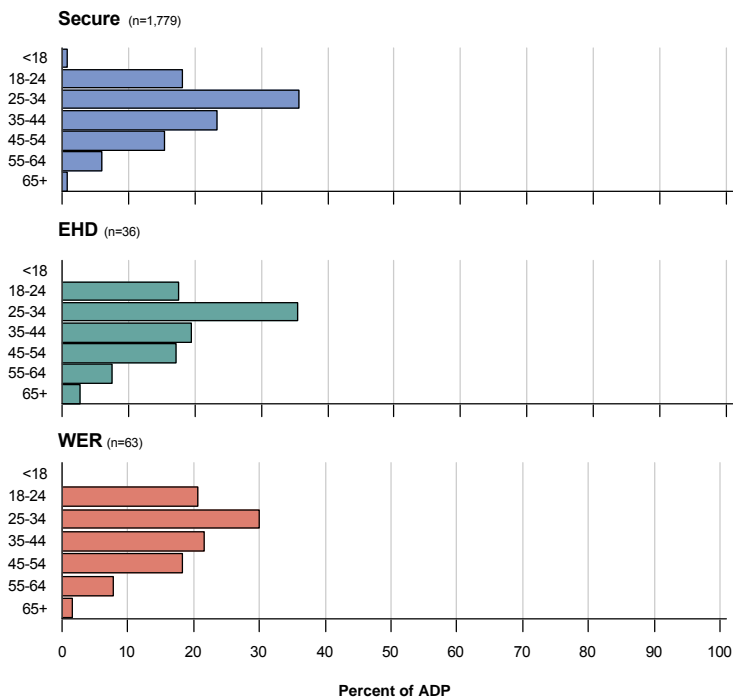


King County Department of Adult and Juvenile Detention Detention and Alternatives Report

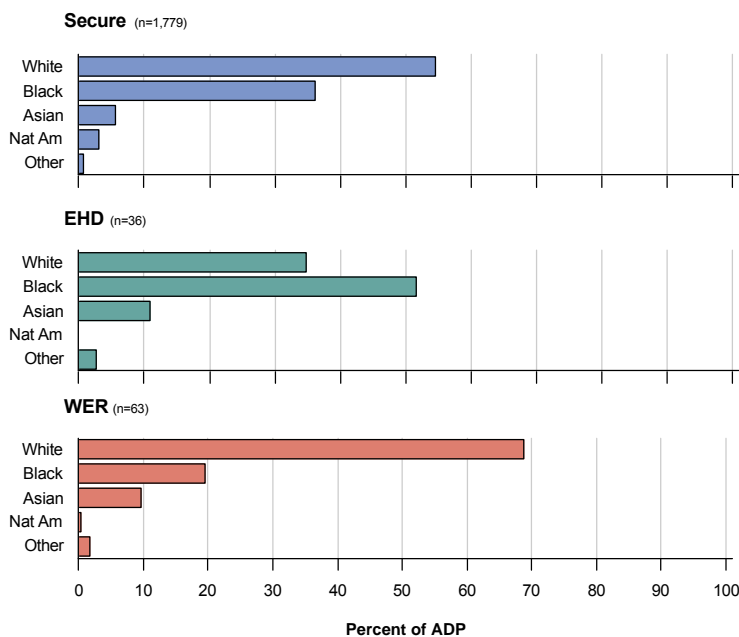
ADP by Housing Location and Demographics - December 2015

Age at Booking



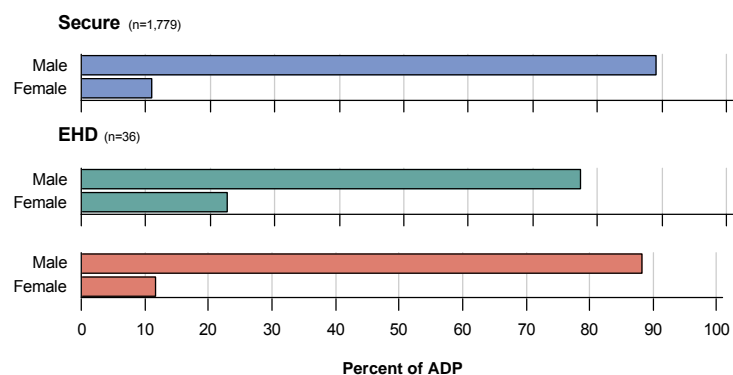
	Secure		EHD		WER	
	N	%	N	%	N	%
<18	13	0.7%	0	-	0	-
18-24	322	18.0%	6	17.5%	13	20.5%
25-34	635	35.7%	13	35.4%	19	30.0%
35-44	415	23.3%	7	19.4%	13	21.5%
45-54	274	15.3%	6	17.2%	12	18.3%
55-64	106	5.9%	3	7.5%	5	7.8%
65+	14	0.7%	1	2.7%	1	1.5%

Race



	Secure		EHD		WER	
	N	%	N	%	N	%
White	971	54.5%	12	34.8%	43	68.8%
Black	643	36.1%	19	51.6%	12	19.4%
Asian	100	5.6%	4	10.9%	6	9.5%
Nat Am	53	2.9%	0	-	0	0.4%
Other	12	0.6%	1	2.6%	1	1.7%

Gender

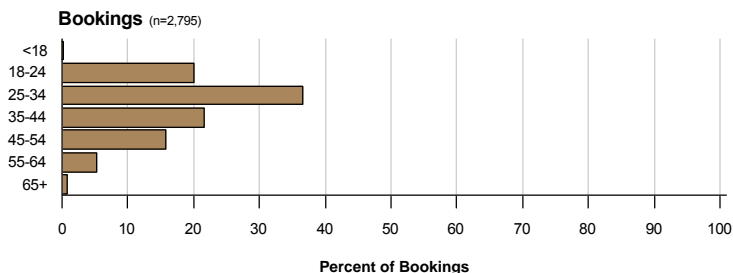


	Secure		EHD		WER	
	N	%	N	%	N	%
Male	1,585	89.1%	28	77.4%	55	88.3%
Female	194	10.8%	8	22.5%	7	11.6%

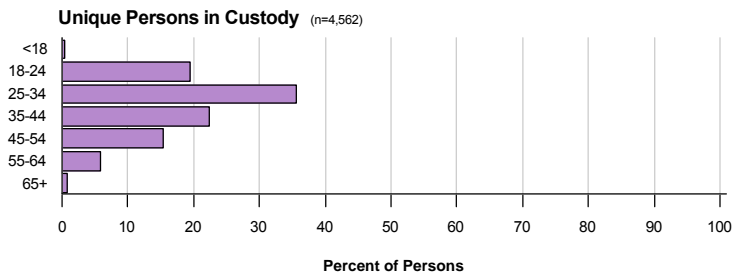
King County Department of Adult and Juvenile Detention Detention and Alternatives Report

Bookings and Unique Persons Incarcerated by Demographics - December 2015

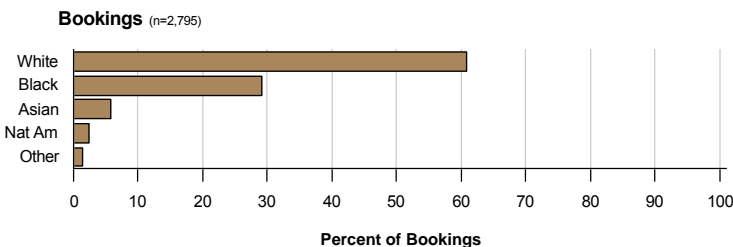
Age at Booking



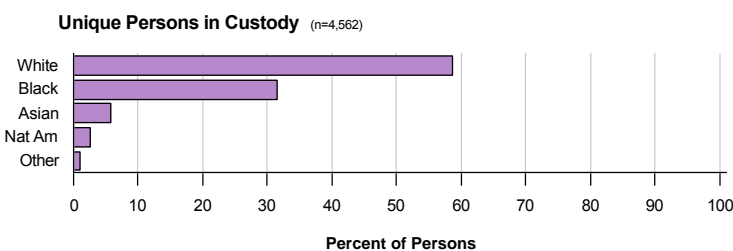
	Bookings		Persons	
	N	%	N	%
<18	4	0.1%	17	0.3%
18-24	558	19.9%	885	19.3%
25-34	1,021	36.5%	1,627	35.6%
35-44	604	21.6%	1,024	22.4%
45-54	440	15.7%	705	15.4%
55-64	148	5.2%	266	5.8%
65+	20	0.7%	38	0.8%



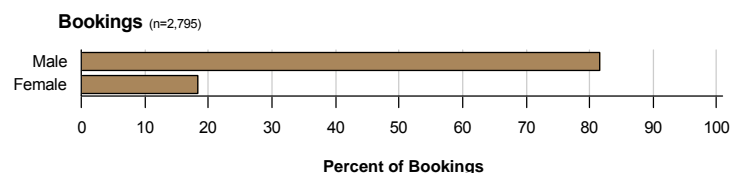
Race



	Bookings		Persons	
	N	%	N	%
White	1,703	60.9%	2,676	58.6%
Black	816	29.1%	1,441	31.5%
Asian	162	5.7%	269	5.8%
Nat Am	70	2.5%	123	2.6%
Other	44	1.5%	53	1.1%



Gender



	Bookings		Persons	
	N	%	N	%
Male	2,282	81.6%	3,853	84.4%
Female	513	18.3%	709	15.5%

