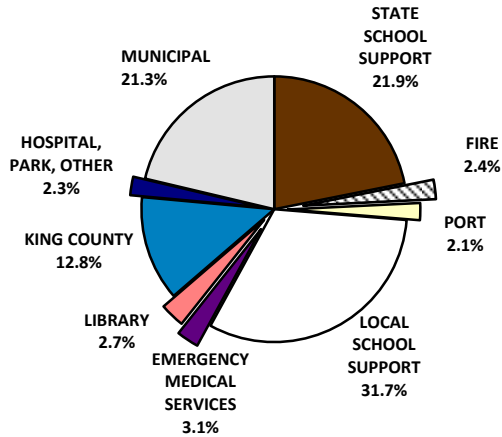


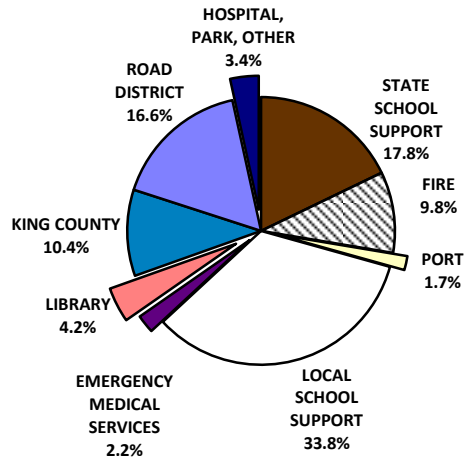
2012 PROPERTY TAXES LEVIED IN MUNICIPALITIES



Tax dollars

State School Support	\$690,315,171
Local School Support	1,000,423,495
Municipal	672,542,867
Road District	----
King County	403,282,397
Port	65,485,094
Emergency Medical Services	85,480,972
Fire	74,694,229
Library	94,858,124
Hospital	34,971,542
Park and Recreation	1,992,103
Water	----
Sewer	----
Flood Zone	33,099,174
Ferry	1,060,621
Cemetery	----
Total	<u><u>\$3,158,205,789</u></u>

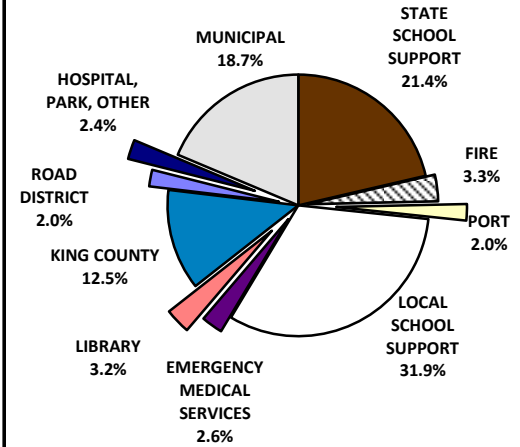
2012 PROPERTY TAXES LEVIED IN UNINCORPORATED AREAS



Tax dollars

State School Support	\$79,357,647
Local School Support	150,257,216
Municipal	----
Road District	73,715,903
King County	46,360,591
Port	7,529,458
Emergency Medical Services	9,828,864
Fire	43,529,658
Library	18,820,586
Hospital	9,149,197
Park and Recreation	2,114,611
Water	----
Sewer	----
Flood Zone	3,805,704
Ferry	121,845
Cemetery	105,244
Total	<u><u>\$444,696,523</u></u>

2012 PROPERTY TAXES LEVIED IN KING COUNTY



Tax dollars

State School Support	\$769,672,818
Local School Support	1,150,680,712
Municipal	672,542,867
Road District	73,715,903
King County	449,642,988
Port	73,014,552
Emergency Medical Services	95,309,836
Fire	118,223,886
Library	113,678,710
Hospital	44,120,738
Park and Recreation	4,106,713
Water	----
Sewer	----
Flood Zone	36,904,878
Ferry	1,182,466
Cemetery	105,244
Total	<u><u>\$3,602,902,312</u></u>