

CREATING A CULTURE OF EMPLOYMENT

BHRD EMPLOYMENT SERVICES



MIDD ADVISORY COMMITTEE 8/22/19

PRESENTED BY LISA FLOYD, BEHAVIORAL HEALTH EMPLOYMENT SERVICES

KING COUNTY'S SUPPORTED EMPLOYMENT PROGRAM (SEP)



- ❖ The Need: Over 40,000 working age adults in broader system
- ❖ SEP Started in 2009 to fund a critical gap
- ❖ SAMHSA Evidence based practice
- ❖ 100% Funded through local sales tax (MIDD)
- ❖ Outcomes based payment methodology: fund job placements and job retentions

EMPLOYMENT IMPROVES LIVES



FOR PEOPLE WITH MENTAL HEALTH CONDITIONS

- ✓ Increase income
- ✓ Enhanced self-esteem
- ✓ Increased social relationships
- ✓ Housing stability
- ✓ Reduced psychiatric symptoms
- ✓ Reduced psychiatric hospitalizations

FOR PEOPLE WITH SUBSTANCE USE CONDITIONS


- ✓ Longer retention in treatment
- ✓ Higher likelihood of a successful treatment outcome

WHAT WE DO

- Assistance to achieve **competitive, integrated jobs & ongoing support for job retention**
- Employment supports:
 - Vocational assessments, resume and interview assistance, job development, employer relations, on-site and off-site job retention supports
- Adherence to fidelity principles:
 - zero exclusion
 - rapid job search
 - ongoing supports after placement



WHO WE SERVE



- 41% of enrolled individuals have criminal histories
- 11% are homeless at the time of entry
- Significant co-morbidity of mental health and substance use disorders
- 50% people of color (higher rates of unemployment)
- ***Committed to serving those who need the most support***

OUR SEP NETWORK

7 TEAMS SERVE 850+ TOTAL INDIVIDUALS PER YEAR.

NUMBER OF STAFF VARIES-1.5-6 STAFF. KC SEP AGENCIES:




- Asian Counseling and Referral Services
- Downtown Emergency Service Center
- Harborview Behavioral Health Services
- Hero House Northwest
- Navos
- Sound
- Valley Cities



SYSTEM IMPACT (NOT JUST OUTCOMES)



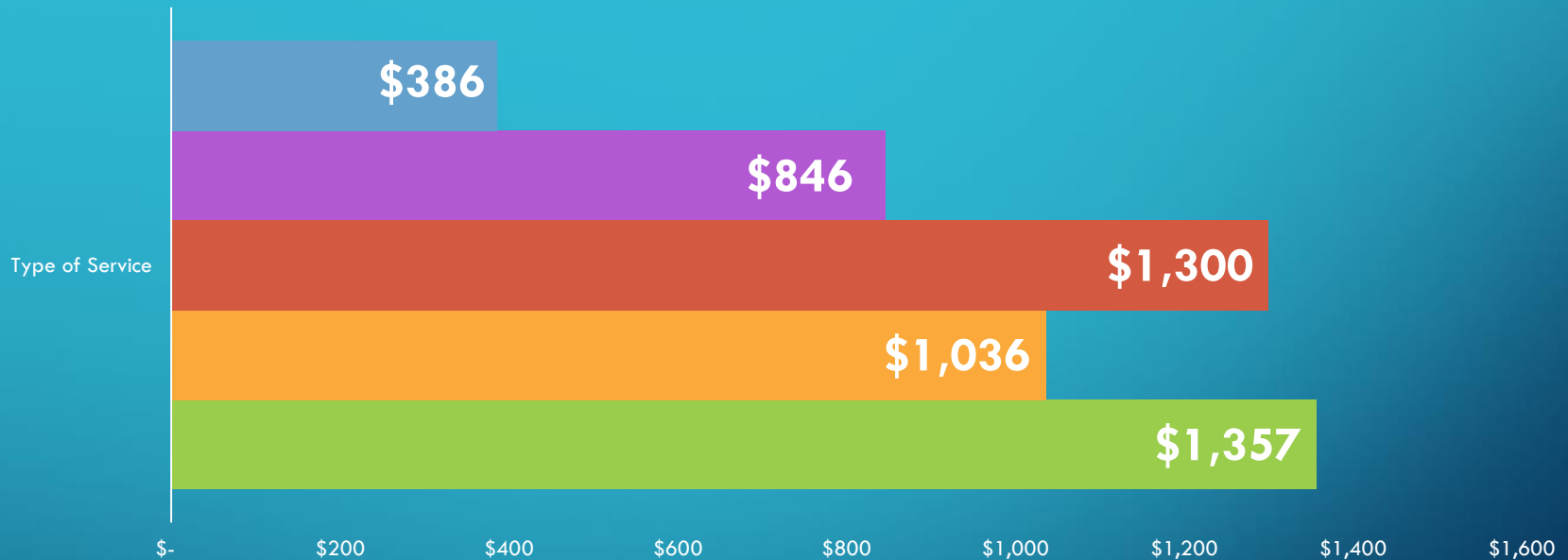
- 1 in 3 job placement rate. 58% job retention.
- Reductions in hospitalizations & incarcerations:
 - ↓ Episodes of hospitalization (-59%)
 - ↓ Lengths of stay in hospital (-67%)
 - ↓ Number of jail bookings (-30%)
 - ↓ Lengths of jail days (-44%)
- Positive impact regardless of employment attainment in year 1.



Recent MIDD Evaluation: Highest Prevention Rate =

91%

ONE DAY AT WESTERN=\$846 OR ONE YEAR IN SEP=\$1,357



- 1 day Local King County Jail
- 1 day Western State Hospital
- 1 day Harborview Medical Center-Psychiatric Unit
- 1 day Local Psychiatric Hospital (average)
- 365 days Supported Employment

Based on local hospital rates-May 2018, WSH rates-October 2018, jail rates as of May 2018 and SEP 2018 rates.

MIDD REQUEST

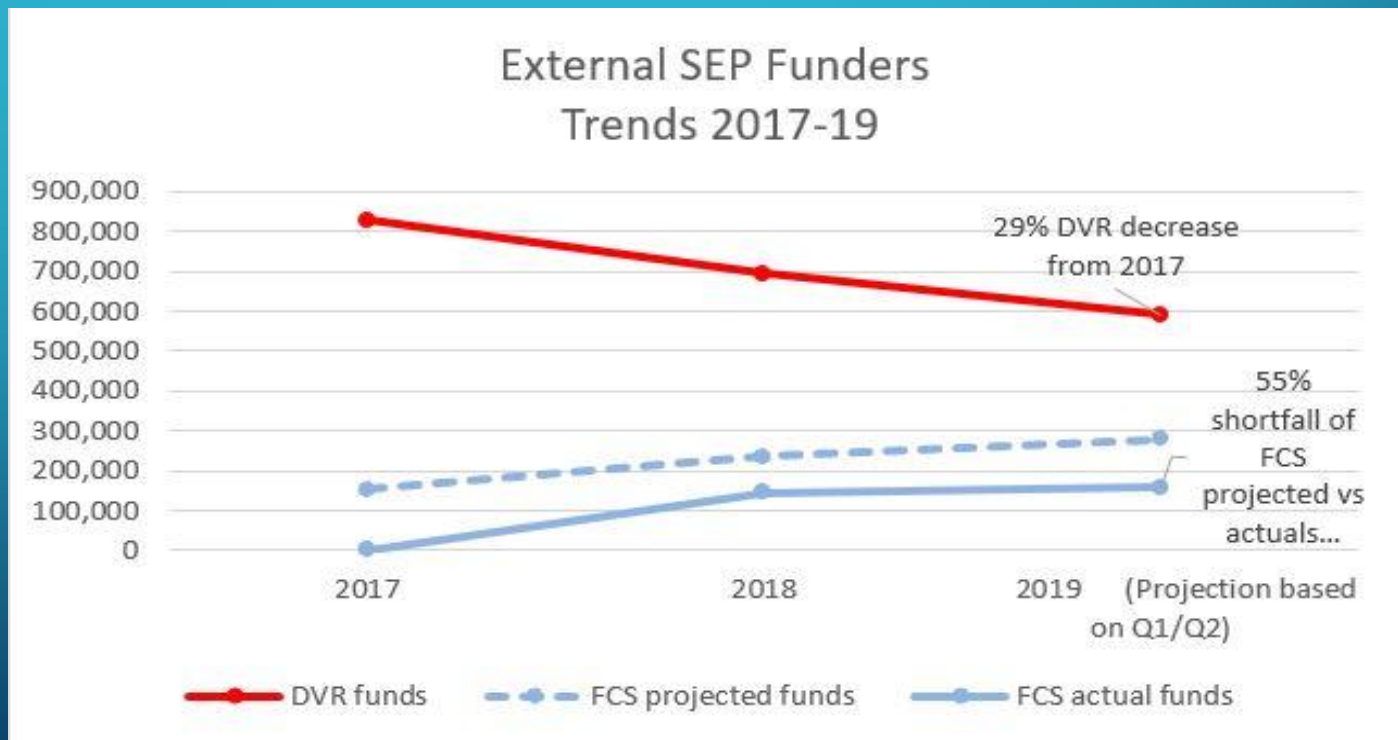
- ❖ Request of \$552, 345 for two year biennium to maintain current capacity with anticipated continuation
- ❖ 3 reasons for request:
 - ❖ Higher job placements-25% more placements in 2019 than 2018 (thru June)
 - ❖ Decrease in funding by Department of Vocational Rehabilitation
 - ❖ Less revenue from Foundational Community Supports than forecasted



WHY NOW? CURRENT FUNDING TRENDS

DVR decreased funding by 29%

FCS shortfall of 55% compared to forecasted revenue to SEP programs.



EFFORTS TO MITIGATE FUNDING IMPACTS

- ❖ 2020 contracts include allocations based on full provider participation with FCS
- ❖ DVR contract for youth employment in BHRD solely funded by DVR





THANK YOU!

www.kingcounty.gov/employmentpartners