



King County

Department of Natural Resources and Parks
Solid Waste Division

Residential Waste Reduction and Recycling Survey 2007

Survey of King County Households
Final Report

March 2008

PREPARED BY:
Cascadia Consulting Group, Inc.

In association with:
Applied Research Northwest

[This page intentionally left blank]

Table of Contents

Chapter 1. Overview	1
Chapter 2. Summary of Methodology.....	3
Chapter 3. Summary of Key Findings.....	4
Chapter 4. Key Findings	8
4.1 Curbside Garbage Service	8
Use of Household Garbage Service.....	8
Satisfaction Level with Garbage Service.....	8
4.2 Transfer Stations.....	9
Garbage Disposal at Transfer Stations	9
Recycling at Transfer Stations	11
4.3 Single and Multifamily Recycling Services	11
Single-family Recycling Services	11
Multifamily Recycling Services	13
4.4 Recycling Incentives and Program Changes	13
4.5 Food Waste.....	14
Curb/Alley Collection Service	14
Weekly Organics Service and Every Other Week Garbage Service.....	15
Food Waste Recycling and Disposal.....	15
Reasons for Not Including Food Waste in Yard Waste Carts	17
Paper in the Yard Waste Cart	18
Food Waste Compost.....	18
4.6 Yard Waste.....	19
Management of Grass Clippings	19
4.7 Computer and Television Recycling	20
4.8 Internet Use	22
4.9 Latex Paint.....	22
4.10 Demographic Data	24
4.11 Comments from Participants	26
Appendix A. Verbatim Report	
Appendix B. Graphical Summary	
Appendix C. Study Methodology	
Appendix D. Survey Instrument and Topline Report	

Table of Tables

Table 4-1. Reported Use of Household Garbage Service Use, Incorporated versus Unincorporated Areas	8	
Table 4-2. Satisfaction with Curbside Garbage Service*	9	
Table 4-3. Reported Frequency of Visits to a Transfer Station in the Past Year.....	10	
Table 4-4. Primary Reason to Take Household Garbage to a Transfer Station or Landfill	10	
Table 4-5. Reported Frequency of Recycling Area Use at Transfer Stations	11	
Table 4-6. Satisfaction with Curbside Recycling Services*	12	
Table 4-7. Satisfaction with Curbside Recycling Service: Incorporated and Unincorporated King County*	12	
Table 4-8. Support for a Recycling Ban	13	
Table 4-9. Service Changes to Increase Recycling.....	14	
Table 4-10. Yard and Food Waste Curbside Recycling Services	14	
Table 4-11. Satisfaction with Every Other Week Garbage Service if Organics Collection Occurred Weekly*	15	
Table 4-12. Types of Food Waste Included in Yard Waste Carts.....	15	
Table 4-13. Proportion of Food Waste Placed in Yard Waste Cart.....	16	
Table 4-14. Disposal Method for Food Waste Not Placed Into Yard Waste Cart.....	16	
Table 4-15. Containing Food Waste Prior to Placing in Yard Waste Cart.....	17	
Table 4-16. Top Reasons for Not Including Food Waste in Yard Waste Carts	17	
Table 4-17. Types of Paper Placed in Yard Waste Cart	18	
Table 4-18. Method of Disposal Used for Grass Clippings *	19	
Table 4-19. Reported Methods of Disposal for Unwanted Computers and Televisions.....	20	
Table 4-20. Preferred Recycling Methods for Broken Computers.....	21	
Table 4-21. Parties Responsible for Payment of Fees to Ensure Safe Recycling or Disposal of Electronic Waste	22	
Table 4-22. Visited King County Website to Obtain Information about Garbage Service and Recycling ("Yes" responses only)	22	
Table 4-23. Quantity of Stored Latex Paint	23	
Table 4-24. Recycling or Disposal Methods for Latex Paint	23	
Table 4-25. Recycling or Disposal Methods for Latex Paint if not Accepted at Wastemobile or Factoria Transfer Station.....	24	
Table 4-26. Demographic Information for All Survey Respondents.....	25	
Table 4-27. Final Comments from Participants	26	

Chapter 1. Overview

To explore behaviors and attitudes about household waste disposal, recycling, and waste reduction among its residents, King County commissioned a telephone study of households located in incorporated and unincorporated areas of the county, excluding the City of Seattle. Seattle was excluded because it plans, manages, and maintains its service area separate from the county. The study was conducted on behalf of the King County Solid Waste Division in April and May 2007. The survey followed the same basic methodology as the previous King County Residential Waste Reduction and Recycling Surveys, which have been conducted since 1994. Those surveyed claimed primary or shared responsibility for handling the garbage and recyclables in their household.

A key goal of the study is to track changes over time regarding attitudes and behaviors. However, some modifications to the survey this year prevent accurate trend analysis. For example, not all questions are asked each survey year, some new questions were added, and respondents' answers have been coded differently throughout time (i.e. this year many questions changed from a seven point satisfaction scale to a five point satisfaction scale). Despite these changes, where possible, this report analyzes changes in survey responses over time.

The 2007 survey focused on eleven major areas of investigation, listed below, and covered in more detail in Chapter 4.

- 4.1 Curbside Garbage Service** – This section examines the use of and satisfaction with curbside garbage service.
- 4.2 Transfer Stations** – This section analyzes the use of and satisfaction with garbage and recycling at transfer stations.
- 4.3 Curbside and Multi-family Recycling Services** – This section examines participation in recycling as well as satisfaction levels of those who participate.
- 4.4 Recycling Incentives and Program Changes** – This section discusses two questions new to the 2007 survey about level of support for a hypothetical recycling ban and possible recycling service changes that would allow residents to recycle more.
- 4.5 Food Waste** – This section presents data from a series of questions new to the 2007 survey about including food waste in with curbside collected yard waste.
- 4.6 Yard Maintenance and Organics Waste Handling** – This section analyzes management of grass clippings and yard waste and compost bin use.
- 4.7 Computer and Television Recycling** – This section covers methods that residents would use to dispose of unwanted computers and televisions.
- 4.8 Internet Use** – This section examines use of the King County website, particularly to obtain information about garbage and recycling.
- 4.9 Latex Paint**– This section presents the results from a series of questions new to the 2007 survey about storing and disposing of latex paint.
- 4.10 Demographic Comparisons** – This section charts the key demographic differences of the 600 participants.

4.11 Comments from Participants – This section summarizes comments that respondents provided at the conclusion of the survey.

This report of the 2007 survey is organized into four main sections. Chapter 1 provides an overview of the study, while Chapter 2 summarizes the methodology used. Chapter 3 summarizes key findings, and Chapter 4 describes the survey results in more detail. Appendices follow the main body of this report and include a verbatim report of open-ended questions, graphical summary, the detailed study methodology, and a topline report of the current survey.

Chapter 2. Summary of Methodology

This chapter briefly summarizes key elements of the survey methodology. Appendix C describes the methodology in more detail.

Sample Size & Survey Population

A total of 600 Computer Assisted Telephone Interviews (CATI) were completed with residents of King County, excluding the City of Seattle. The survey respondents were adults 18 years of age or older. The respondents included 424 residents of incorporated cities or towns in King County and 172 residents of unincorporated King County.

Survey Sampling International (SSI) provided a random-digit sample of telephone numbers. Phone numbers were drawn randomly throughout King County, proportionate to population, excluding those who reside in the City of Seattle.

Survey Design

The 2007 survey questionnaire was adapted from previous Waste Reduction and Recycling Surveys conducted by the King County Solid Waste Division. Changes from the 2005 questionnaire were made in concert with King County Solid Waste Division staff and are discussed in Appendix C.

Satisfaction scales measure residents' overall satisfaction with their garbage service and curbside or multifamily recycling service. The five point satisfaction scale used in the 2007 survey represents a change from the seven point scale used since 1999; this change was made to address complaints from respondents that the survey was too long. A score of four ("satisfied") in 2007 is equivalent to a score of six ("satisfied") in previous years; when comparing results across years it is important to consider the qualitative score ("satisfied") rather than the quantitative score ("4" or "6"). The following table shows the two different satisfaction scales used.

2007 Satisfaction Scale	1999-2005 Satisfaction Scale
<ul style="list-style-type: none">▪ "very satisfied" (a rating of 5);▪ "satisfied" (4);▪ "neither satisfied nor dissatisfied" (3);▪ "dissatisfied" (2); and▪ "very dissatisfied" (1).	<ul style="list-style-type: none">▪ "very satisfied" (a rating of 7);▪ "satisfied" (6);▪ "somewhat satisfied" (5);▪ "neither satisfied nor dissatisfied" (4);▪ "somewhat dissatisfied" (3);▪ "dissatisfied" (2); and▪ "very dissatisfied" (1).

Fielding Dates

Applied Research Northwest conducted the telephone survey in April and May, 2007. Four additional surveys were obtained in June to replace records that were inadvertently collected from residents outside of King County.

Chapter 3. Summary of Key Findings

This chapter presents a brief summary of the King County Solid Waste Division's 2007 Residential Waste Reduction and Recycling Survey.¹ Chapter 4 describes these findings in more detail.

Curbside Garbage Service

- In 2007, 93% of residents reported that a garbage service collects their garbage from their home or building, which is similar to 2005 (93%).
- Residents living in the home for three to twenty years were significantly more likely to have garbage service (95-96%, depending on number of years residing in their current home) than those living in the home 20 years or more (87%).
- Among those with garbage service, 89% reported they were either "very satisfied" (5) or "satisfied" (4) with their service.

Transfer Stations

- The proportion of residents self-hauling their garbage to a transfer station at least once annually has remained nearly the same since 2005 (47% in 2007 compared to 45% in 2005).
- As in previous survey years, residents living in unincorporated King County continue to be more likely to take garbage to the transfer station within the past year (63%) than those residing in incorporated King County (42%).
- Residents stated that having large quantities of items for disposal was the primary reason (42%) for self-hauling garbage to a transfer station or landfill. Mentioned next was disposing items that the garbage service refused to take because they were too big (23%).
- Many residents (68%) reported that no one from their household took materials to the recycling areas at the transfer station in the past year. This figure was consistent with the 2005 study, in which 71% did not use the recycling areas at the transfer station.
- The percentage of residents in unincorporated King County who used the recycling services at the transfer station at least once in the past year increased slightly to 39% from 35% in 2005.

Curbside and Multi-family Recycling Services

- In 2007, 91% of all respondents who live in single-family homes (or buildings with four or fewer units) participate in recycling programs where recyclable materials are picked up at their residence. This is an increase from 2005 (87%).
- The participation of residents of single-family homes in curbside recycling increased from 2005 to 2007 in incorporated King County (90% to 94%) and in unincorporated King County (78% to 86%).
- Those living in single-family homes who did not participate in curbside recycling are more likely to be living in unincorporated (15%) than incorporated (6%) King County.
- On average, residents living in single-family homes reported being "satisfied" (4.4 on a five-point scale) with their curbside recycling services. About half the residents of both

¹ References to statistical significance made in the body of the report are based on the use of *two-tailed t-tests* and a 95% confidence level.

incorporated (53%) and unincorporated areas (49%) were “very satisfied” with their curbside recycling service.

Recycling Incentives and Program Changes

- A total of 78% of all survey respondents reported being supportive or very supportive of a recycling ban similar to the City of Seattle recycling ban instituted in 2005 which bans common recyclables from disposal in the waste stream. (This was a new question added to the 2007 survey.)
- There was no statistically significant difference in the level of support for the recycling ban between unincorporated and incorporated residents.
- Significantly more women (55%) said they were very supportive of the recycling ban, compared to men (45%).
- New to the 2007 survey, residents were asked what types of changes to their current recycling service would allow them to increase their recycling. Almost half of all responses (42%) indicated that residents currently recycle everything and require no changes to increase their recycling.
- For residents that would like to see changes to increase their recycling, the two most common responses were a desire for a larger recycling cart (10%) and more frequent recycling service (8%).

Food Waste

- In 2007, 44% of respondents with curbside yard waste collection believed they were permitted to include food waste in curbside yard waste collection. This is a substantial increase from 2005 when 27% of residents reported that they believe their yard waste service included food waste.
- For the 2007 survey, residents were asked, “If you had yard waste and food waste collected every week, how satisfied would you be if your garbage was picked up every other week?” Most respondents (64%) would be dissatisfied or very dissatisfied with this change in service (garbage service is currently delivered on a weekly basis).
- Of the respondents who place food waste in their yard waste cart, about two-thirds (65%) reported putting vegetative materials in the cart.
- Of the respondents that put food waste in their yard waste cart, 15% report placing all their food in the cart. Most commonly (36%), respondents report placing about 10% of all of the food waste they generate in the cart.
- In 2007 residents were asked about their disposal method for food waste not recycled through the yard waste cart. The majority of the survey respondents mentioned disposing of food waste down the sink, disposal, or grinder (44%) or in the garbage (43%).
- Residents were asked how they contain their food waste prior to disposing of it in their yard waste cart. The most common response was a reusable kitchen container (31%). A plastic bag (12%) and paper bag (11%) were also common responses.
- The top reasons residents cited for not including their food waste in their yard waste collection service included: respondents prefer other disposal methods (12%), they have not established this behavior as a habit (10%), and they worry about the smell (8%).

- Less than half of residents (40%) who place food waste in their yard waste cart also put paper in the cart. About two-thirds (62%) who did include paper said they included pizza boxes while no respondents reported placing cardboard boxes in their cart.
- To gauge public perception, residents with yard waste service and the option to include food waste were asked, "If you had the opportunity, would you use compost made from food waste for your lawn and garden?" The majority (70%) of these survey respondents said "yes."

Yard Waste

- The two most common methods used for disposing of grass clippings were curbside pick-up (34%) and leaving clippings on the lawn (28%). Leaving grass clippings on the lawn, or mulching has increased as a response over time (21% in 2003 and 23% in 2005).
- Residents that have lived in their home 11-20 years compost at home significantly more than residents who have lived in their home less than 10 years (less than 3 years, 25%, 3-5 years, 33%, 6-10 years 35%, 11-20 years 55%).

Computer and Television Recycling

- Consistent with 2005, quite a few respondents reported having a home computer (33%) or television (19%) they no longer used and were currently storing.
- The option that most respondents used for disposing of unwanted computers in 2007 was recycle it / take it to an event (31%), up from (2%) in 2005. The second most preferred option was take it to a store of collection center (14%). Donation was the most popular disposal method in 2005 at 20%.
- When asked their preference among recycling options for broken computers, 34% reported that taking it to a local computer/electronics store would be the most convenient. An additional 34% felt that taking it to the local transfer station was most convenient.
- Unlike computer recycling, taking an unwanted television set to a transfer station (20%) or donating it (15%) were the options most respondents would use for TV disposal.
- When asked who should pay for the proper disposal of computers, televisions, or other potentially harmful electronic items, the consumer was cited most often (43%), followed by the manufacturer (27%) and the government (9%). These results are consistent with past survey results.

Internet Use

- In 2007, 32% of residents reported visiting the King County website to obtain information about garbage service and recycling in the past two years. This figure is a substantial increase from 2005 (16%) and 2003 (10%).

Latex Paint

- About half of the residents surveyed (53%) reported that they store excess latex paint. Over half of these respondents (57%) store one to five gallons of latex paint.
- When asked what they do with their excess latex paint if they wanted to recycle or dispose of it, most respondents (27%) reported taking the paint to a special collection event.
- Residents who already utilize the County's transfer stations or hazardous waste collection services were asked, "If latex paint were no longer accepted at these programs, how would you

get rid of your latex paint?" Most people (51%) said they didn't know how they would dispose of their paint.

Additional Comments

- Consistent with 2005, about one-third of those surveyed (203 of 600 respondents, or 34%), provided additional comments.
- Of those that had comments the type of comment mentioned most often (24%) was positive: encouraging King County to "keep up the good work," thanking the County, and commending them on doing a good job (up from 22% in 2005).
- Of those that had comments the suggestion that the County provide more and better information concerning the what, where, when, etc., of recycling was the second most common comment (15%).
- Comments regarding cost and price concerns (9%) also surfaced, such as the rates being too high and the lack of free recycling services.

Chapter 4. Key Findings

The following are the key findings of the survey grouped by the eleven major areas of investigation.

4.1 CURBSIDE GARBAGE SERVICE

Use of Household Garbage Service

Overall, the majority of residents have used curbside garbage services. Over 90% of respondents from the past three surveys had their garbage picked up at their home or building by a garbage service (2007, 93%; 2005, 93%; 2003, 91%).

As illustrated in Table 4-1, more residents living within incorporated King County reported taking advantage of curbside garbage service (95%) versus unincorporated King County residents (90%). However, the gap is narrowing as 90% of unincorporated residents report using curbside service, compared to 85% in 2005 and 2003.

Table 4-1. Reported Use of Household Garbage Service Use, Incorporated versus Unincorporated Areas

Type of Garbage Service	2007 (n=600)	2005 (n=603)	2003 (n=601)
Total Curbside Garbage Service	93%	93%	91%
Incorporated King County	95%	95%	93%
Unincorporated King County	90%	85%	85%

Based on Q10: Do you have garbage picked up at your home or building by a garbage service?

The cross tabulation analysis yielded the following key observations:

- There was not a statistically significant correlation between subscription to curb or alley garbage collection service and the resident's use of a transfer station for garbage or recycling.
- Residents residing in the home for three to twenty years were significantly more likely to have garbage service (3-5 years, 95%; 6-10 years, 96%; 11-20 years, 96%) than those living in the home 20 years or more (87%).

Satisfaction Level with Garbage Service

Overall satisfaction levels with curbside garbage service remained consistently high. In 2007, 89% of residents surveyed indicated they were "satisfied" or "very satisfied" with their service (see Table 4-2).

Table 4-2. Satisfaction with Curbside Garbage Service*

Level of Satisfaction	2007 (n=556)	2005 (n=558)	2003 (n=545)
Very satisfied	43%	48%	47%
Satisfied	46%	36%	39%
Somewhat Satisfied	N/A	8%	7%
Neither satisfied nor dissatisfied	7%	3%	3%
Somewhat dissatisfied	N/A	2%	2%
Dissatisfied	2%	1%	1%
Very dissatisfied	1%	1%	<1%
Don't know / Refused	1%	1%	<1%

Based on Q11: How satisfied are you with your garbage service?

** Note: In 2007, the response scale for this item was changed from a 7-point scale to a 5-point scale.*

The cross tabulation analysis yielded the following key observations:

- Women (49%) reported being “very satisfied” significantly more than men (36%).
- Residents older than 65 indicated they were “very satisfied” (66%) significantly more than any other age group (under 25, 20%, age 25-44, 33%, age 45-64, 46%).
- Respondents with curb/alley yard waste collection reported being “very satisfied” (46%) significantly more than residents without yard waste service (34%).

4.2 TRANSFER STATIONS

Garbage Disposal at Transfer Stations

FREQUENCY OF VISITS TO TRANSFER STATION

Similar to 2003 and 2005, half of King County residents (52%) reported never taking their garbage to a transfer station in the past year (see Table 4-3). As in previous survey years, residents living in unincorporated King County continue to be more likely to take garbage to the transfer station within the past year (63%) than those residing in incorporated King County (42%). These figures show an increase in the gap between the two areas compared to that in 2003 and 2005 (2003: 46% for unincorporated and 43% for incorporated, 2005: 51% for unincorporated and 43% for incorporated).

Table 4-3. Reported Frequency of Visits to a Transfer Station in the Past Year

Frequency	Total	2007	2007	Total	Total
	2007 (n=600)	Incorporated King County (n=424)	Unincorporated King County (n=172)	2005 (n=603)	2003 (n=601)
Never	52%	58%	37%	54%	53%
Once	18%	15%	24%	13%	14%
Twice	11%	11%	12%	11%	12%
Three Times	8%	8%	10%	6%	6%
Four times	3%	2%	5%	5%	3%
More than four times	8%	6%	13%	11%	11%
Don't Know / Refused	1%	1%	0%	1%	<1%
Average	1.2	1.0	1.6	1.8	1.4

Based on Q12: How many times in the past year did you or someone from your household take your garbage to a transfer station?

The cross tabulation analysis yielded the following key observations:

- Similar to 2005 and 2003, residents 65 and older were significantly more likely to have never used transfer station facilities (66%) than those between 25 and 44 (49%) as well those 45 and 64 years of age (49%).
- The majority of residents living in multifamily buildings (88%) report having never visited a transfer station in the last year. About half (48%) of single family residents (or residents of buildings with four or fewer units) reported having never visited a transfer station within the last year. This is an increase for multifamily building residents from 2005 (74%) and a decrease for single family residents (51% in 2005). The relatively small number of multifamily respondents (n=70) is worth noting and may be the source of the large annual fluctuations in multifamily responses.

REASONS FOR DISPOSAL OF GARBAGE AT A TRANSFER STATION OR LANDFILL

The primary reason residents reported using transfer stations was to dispose of large volumes of garbage (42%) similar to the percentage in 2005 (39%) and 2003 (41%). Because the items were to big or not accepted by the hauler was the second most common response (23%). Table 4-4 shows these results.

The cross tabulation analysis found that residents of unincorporated King County were significantly more likely to state that self-hauling to a transfer station is cheaper/saves money (9%) than incorporated residents (2%).

Table 4-4. Primary Reason to Take Household Garbage to a Transfer Station or Landfill

Top Six Coded Responses	2007 (n=260)	2005 (n=270)	2003 (n=280)
Large volume / quantity	42%	39%	41%
Items garbage service will not take / too big	23%	26%	26%
Junk / remodeling debris	9%	12%	8%
Yard waste / debris	5%	6%	4%
Cheaper / saves money	4%	5%	6%
More convenient	1%	4%	5%

Based on Q13: What is the main reason you take household garbage yourselves to a transfer station or landfill?

Recycling at Transfer Stations

As with garbage, the majority of residents (68%) in the past year chose not to haul recyclables to transfer stations, as seen in Table 4-5. This figure is consistent with 2005 (71%), 2003 (73%) and 2002 (71%). Fewer than 10% of those surveyed reported recycling at the transfer station more than four times over the past year.

Table 4-5. Reported Frequency of Recycling Area Use at Transfer Stations

Frequency	Total 2007 (n=600)	Total 2005 (n=603)	Total 2003 (n=601)
Never	68%	71%	73%
Once	11%	8%	7%
Twice	6%	6%	6%
Three Times	4%	2%	2%
Four times	2%	2%	2%
More than four times	9%	9%	9%
Don't Know / Refused	<1%	1%	<1%

Based on Q15: How many times in the past year did you or someone from your household take materials to the recycling areas at the transfer station?

The cross tabulation analysis yielded the following key observations:

- Similar to 2005 and 2003, significantly more residents in incorporated King County (72%) than in unincorporated King County (61%) reported never visiting a transfer station for recycling in the past year.
- Over half the residents who take their garbage to a transfer station did not dispose of their recyclables at a transfer station (54%). The results were similar for both the 2005 and 2003 surveys, where 56% of garbage transfer station users did not use the transfer stations for recycling.

4.3 SINGLE AND MULTIFAMILY RECYCLING SERVICES

Single-family Recycling Services

In 2007, 91% of respondents who live in single-family homes (or buildings with four or fewer units) subscribed to curbside recycling programs. This was an increase from 87% in 2005 and 84% in 2003. Incorporated King County residents increased participation in curbside recycling services from 85% in 2003 to 90% in 2005 to 94% in 2007. Unincorporated King County residents decreased from 81% in 2003 to 78% in 2005, but increased to 86% in 2007.

The cross tabulation analysis yielded the following key observations:

- Significantly more incorporated residents (94%) participate in recycling service at the home than unincorporated residents (86%).

- Of the residents aged 65 and older, significantly fewer (86%) participate in recycling than respondents aged 25-44 (94%).
- Similar to 2003 and 2005, residents were significantly more likely to participate in curbside recycling if they also participated in curbside garbage (96%) and yard waste (100%) services.

SATISFACTION LEVEL WITH CURBSIDE RECYCLING SERVICES

As shown in Table 4-6, the majority (89%) of single-family residents were “satisfied” or “very satisfied” with their curb/alley recycling service. This is consistent with the satisfaction levels observed in 2002 (78%), 2003 (86%), and 2005 (86%).

Table 4-6. Satisfaction with Curbside Recycling Services*

Level of Satisfaction	2007 (n=480)	2005 (n=463)	2003 (n=441)
Very satisfied	52%	52%	51%
Satisfied	37%	34%	35%
Somewhat Satisfied	N/A	7%	6%
Neither satisfied nor dissatisfied	7%	2%	3%
Somewhat dissatisfied	N/A	2%	2%
Dissatisfied	4%	1%	1%
Very dissatisfied	<1%	1%	1%
Don't know / Refused	<1%	1%	1%

Based on Q23: How satisfied are you with your curbside recycling service?

** Note: In 2007, the response scale for this item was changed from a 7-point scale to a 5-point scale.*

Incorporated and unincorporated King County residents' satisfaction levels are approximately the same as in previous survey years. Table 4-7 shows these results.

**Table 4-7. Satisfaction with Curbside Recycling Service:
Incorporated and Unincorporated King County***

Level of Satisfaction	Incorporated King County			Unincorporated King County		
	2007 (n=338)	2005 (n=353)	2003 (n=305)	2007 (n=142)	2005 (n=104)	2003 (n=136)
Very satisfied	53%	54%	52%	49%	44%	49%
Satisfied	37%	33%	34%	37%	38%	38%
Somewhat Satisfied	N/A	7%	6%	N/A	10%	7%
Neither satisfied nor dissatisfied	6%	1%	3%	8%	3%	3%
Somewhat dissatisfied	N/A	2%	2%	N/A	3%	1%
Dissatisfied	3%	1%	2%	6%	0%	0%
Very dissatisfied	<1%	1%	1%	1%	1%	1%
Don't know / Refused	1%	1%	1%	0%	2%	0%

Based on Q23: How satisfied are you with your curbside recycling service?

** Note: In 2007, the response scale for this item was changed from a 7-point scale to a 5-point scale.*

Multifamily Recycling Services

Most multifamily residents (73%) believe that they have recycling service available at their building. In 2005, 90% of those living in buildings with more than four units had recycling service at their building, a sharp increase from 2003 (76%) and 2002 (72%). Among those who report receiving the service, 96% they actually used it, which is up from 2005 when 94% of respondents surveyed reported using this service when it was available. These fluctuations over time are likely due to survey error and/or small sample sizes for multifamily residents, not actual variation in service.

4.4 RECYCLING INCENTIVES AND PROGRAM CHANGES

In 2007, the survey added two questions to gauge residents' perceptions about a recycling ban and to solicit input on which changes to recycling service would allow residents the ability to recycle more. This section presents the results from these two new questions.

Survey respondents were told, "In 2005, the City of Seattle banned recyclables from the garbage. In King County, about half of the waste currently landfilled could be recycled." Residents were then asked, "How supportive would you be of a similar ban to increase recycling where you live?" Table 4-8 shows the results. Most respondents (78%) reported being supportive or very supportive of a recycling ban.

Table 4-8. Support for a Recycling Ban

Level of Support	2007 (n=600)
Very supportive	48%
Supportive	30%
Neither supportive or unsupportive	7%
Unsupportive	6%
Very unsupportive	5%
Don't know/Refused	4%

Based on Q13_1: In 2005, the City of Seattle banned recyclables from the garbage. In King County, about half of the waste currently landfilled could be recycled. How supportive would you be of a similar ban to increase recycling where you live?

The cross tabulation analysis yielded the following key observations:

- There was no statistically significant difference in the level of support for the ban between unincorporated and incorporated residents.
- Significantly more women (55%) said they were very supportive, compared to men (45%).
- Significantly more residents who have lived in their home one to ten years (less than 3 years, 56%, 3 to 5 years, 54%, 6-10 years, 56%) said they would be very supportive compared to residents living in their home more than 20 years (37%).

New to the 2007 survey, residents were asked what types of changes to their current recycling service would allow them to increase their recycling. Almost half of all responses (42%) indicated

that residents currently recycle everything and require no changes to increase their recycling. Table 4-9 shows the results. Multiple responses were allowed to this question.

Table 4-9. Service Changes to Increase Recycling

Type of Service Change	2007 (n=480)
None/currently recycle everything	42%
Larger recycling cart	10%
More frequent recycling service	8%
More information about what I can recycle	5%
Other	22%
Don't know/Refused	14%

Based on Q23_1: In your opinion, other than collecting additional materials, what changes to your curb or alley recycling service would allow you to recycle more than you currently do?

4.5 FOOD WASTE

In 2007, a series of questions were asked to better understand behaviors and perceptions about recycling food waste. Section 4.5 summarizes the data pertaining to these questions.

Curb/Alley Collection Service

Two questions asked of single-family residents in the 2005 survey were asked again in 2007: “Do you have curb or alley collection service for your yard waste?” and, if yes, “Does your curb or alley yard waste collection service include the option to put food waste in the cart?” Table 4-10 shows the results. Both the proportion of single-family residents who believe that they have yard waste service, and the proportion who believe their service includes the option to include food waste in the cart have increased substantially since 2005.

Table 4-10. Yard and Food Waste Curbside Recycling Services

Yard Waste Service / Food Waste Included	2007	2005
Have curb/alley yard waste service (yes responses)	73% (n=478)	51% (n=532)
Service includes food waste option (yes responses)	44% (n=347)	27% (n=271)

Based on Q32_3: Do you have curb or alley collection service for your yard waste?

Based on Q34_2A: Does your curb or alley yard waste collection service include the option to put food waste in the cart?

The cross tabulation analysis yielded the following key observations:

- Significantly more incorporated residents (80%) report that they believe they have curb/alley yard waste service than unincorporated residents (57%).
- Similarly, significantly more incorporated residents (61%) report that they believe they have the option to include food waste in the cart than unincorporated residents (39%).

Weekly Organics Service and Every Other Week Garbage Service

To gauge acceptance of a hypothetical change in garbage service, surveyors told residents that currently have yard waste service, “Some communities in King County have yard waste and food waste collected every week and others have it collected every other week.” Residents were then asked, “If you had yard waste and food waste collected every week, how satisfied would you be if your garbage was picked up every other week?” As shown in Table 4-11, most respondents (64%) would be dissatisfied or very dissatisfied with the change in service.

**Table 4-11. Satisfaction with Every Other Week Garbage Service
Organics Collection Occurred Weekly***

if

Level of Satisfaction	2007 (n=152)
Very Satisfied	6%
Satisfied	17%
Neither satisfied or dissatisfied	7%
Dissatisfied	38%
Very dissatisfied	26%
Don't know / Refused	5%

Based on Q32_4B: If you had yard waste and food waste collected every week, how satisfied would you be if your garbage was picked up every other week?

Food Waste Recycling and Disposal

To better understand how residents currently manage food waste from their home, the 2007 survey asked a series of new questions. These questions were asked of single-family residents with curb/alley yard waste service that allows the option to put food waste in the cart. Of these residents, 68% responded that they put food waste in their curb or alley collected yard waste cart. Significantly more did so in incorporated areas (73%) than unincorporated areas (36%).

Residents that put food waste in their yard waste carts were then asked what types of food they typically included. Table 4-12 shows the results. As shown, the majority of respondents (65%) reported placing vegetative materials in the cart.

Table 4-12. Types of Food Waste Included in Yard Waste Carts

Type of Food Waste	2007 (n=103)
Vegetative materials	65%
Meats	5%
Dairy	2%
Bread	1%
Other	20%
Don't know / Refused	7%

Based on Q32_5A: What kinds of food waste do you regularly include in your curb or alley yard waste collection cart?

For residents that indicated they put food waste in their yard waste cart, estimates of the proportion of total food waste placed in the cart varied considerably. About a third (36%) of

respondents said they put about 10% of all their food waste in the yard waste cart while 15% reporting placing all their food waste in the yard waste cart. Table 4-13 shows the results.

Table 4-13. Proportion of Food Waste Placed in Yard Waste Cart

Proportion of Total Food Waste	2007 (n=103)
Zero percent	7%
10 percent	36%
25 percent	14%
50 percent	12%
75 percent	17%
100 percent	15%
Don't know / Refused	1%

Based on Q32_5B: Considering all the food waste you need to dispose of, how much of the total do you put in your curb or alley collected yard waste cart? Would you say...

Residents were then asked their disposal method for food waste not recycled through the yard waste cart. The majority of respondents reported disposing of food waste down the sink, disposal, or grinder (44%) or in the garbage (43%). Results are shown in Table 4-14. Multiple responses were allowed for this question.

Table 4-14. Disposal Method for Food Waste Not Placed Into Yard Waste Cart

Disposal Method	2007 (n=89)
Down the sink/disposal/grinder	44%
Garbage	43%
Backyard compost pile	8%
Feed it to pet	1%
Other	4%
Don't know / Refused	0%

Based on Q32_5C: What do you do with the food waste that you do not put in your collected yard waste cart?

The final question in this series asked residents their method of containing food waste in the kitchen prior to placing it in the yard waste cart. Table 4-15 shows these results.

Table 4-15. Containing Food Waste Prior to Placing in Yard Waste Cart

Type of Containment	2007 (n=103)
Reusable kitchen container	31%
Paper bag	11%
Plastic bag	12%
Biodegradeable or compostable bag	6%
Used milk carton/frozen food container	6%
Newspaper	1%
Other	30%
Don't know / Refused	4%

Based on Q32_5E: How do you contain food waste in your kitchen prior to putting it in the yard waste cart?

Reasons for Not Including Food Waste in Yard Waste Carts

A portion of the County’s single-family residents believe they have the option to put food waste in their yard waste cart yet choose not to. These residents were asked to provide the main reason for not including their food waste in this program. Table 4-16 shows the top reasons cited by County residents. As shown, the most common responses were that survey respondents prefer other disposal methods (12%), have not established this behavior as a habit (10%), and they worry about the smell (8%). Examples of responses combined in the Other category include:

- Recent conversion of yard waste service to allow food waste in yard waste cart
- Don’t use yard waste service (but do subscribe)
- “Because no one told me I should”

Table 4-16. Top Reasons for Not Including Food Waste in Yard Waste Carts

in

Reasons	2007 (n=49)
Prefer other disposal method	12%
Not a habit	10%
Smell	8%
Inconvenient	6%
No place for storage in kitchen	4%
Already use for other purposes (e.g., compost)	4%
Will attract animals	2%
Prefer to keep food and yard wastes separate	2%
Do not have much food waste	2%
Too messy	2%
Other	47%
Don't know / Refused	0%

Based on Q32_6: What is the main reason you don't include food waste with your yard wastes?

Paper in the Yard Waste Cart

Single-family residents with the option to include food waste in their yard waste service also asked about including various types of paper in with their yard waste cart. Less than half of residents surveyed (40%) place paper in their yard waste cart. Significantly more incorporated residents (46%) than unincorporated residents (14%) put paper in their yard waste cart. Respondents were then asked what type of paper they put in their cart. Table 4-17 shows these results. Multiple responses were allowed to this question. About two-thirds of the responses (62%) indicated residents placing pizza boxes in their yard waste cart.

Table 4-17. Types of Paper Placed in Yard Waste Cart

Type of Paper	2007 (n=61)
Pizza boxes	62%
Paper plates or napkins	10%
Newspaper	5%
Junk mail	5%
Milk cartons or frozen food containers	3%
Other cardboard boxes	0%
Other	13%
Don't know / Refused	2%

Based on Q32_7B: What types of paper or cardboard have you put in your curb or alley collected yard waste cart?

Food Waste Compost

To gauge public perception, residents with yard waste service and the option to include food waste were asked, "If you had the opportunity, would you use compost made from food waste for your lawn and garden?" The majority (70%) of these survey respondents said "yes."

Also, significantly more residents that compost at home would use the food waste containing compost (89%) than those that do not compost at home (69%). There was also a significant relationship between those that recycle at a transfer station (86% would use compost containing food waste) and those that do not (70% would use food waste compost).

Those surveyed who would not use compost made with food waste were asked to provide an explanation. The following bullets provide the verbatim responses to this open-ended question.

- Because I have animals.
- Because it goes to Cedar Hills.
- Because somebody has got to do the work, and I'm 76. I don't want to do the work. I would use it, if I was going to.
- Because we do not use compost.
- Brings rats.
- 'Cuz I'd have to haul it in.
- Don't know anything about it. Doesn't sound all that attractive.
- I am not much of a gardener.
- I do not do much to my yard anyways.
- I worry about rats.
- I would just prefer to use bought compost.
- It isn't feasible for us.
- It might not be good for the environment.
- It might smell bad.
- It's not that I would be opposed to using it. If I wanted to, I wouldn't know where to get it or to collect it at this point. If it were readily available I would use it.
- Laziness.
- My dog would roll all over it.
- My lawn and garden are tiny.

- I don't do gardening.
- I don't do that much yard work.
- I don't have a garden, and I don't like doing yard work.
- I don't have that much when I'm alone to worry about that.
- I don't want to have a compost bin in the yard.
- I just haven't got anywhere to use it. No garden space.
- Not enough room for compost.
- Rats.
- The effort and it is not necessary.
- The smell.
- The smell.
- We are too lazy.
- We do not have enough of it.
- We have composted before and it wasn't very useful in our garden.
- We tried it, and it was too inconvenient.

4.6 YARD WASTE

This section of the report presents results from questions County residents were asked about how they manage their yard waste.

Management of Grass Clippings

Respondents living in single-family homes (or buildings with four or fewer units) were asked what their household does most often with grass clippings from the lawn. Multiple responses were allowed to this question.

The two primary methods residents used to discard their grass clippings were curbside yard waste recycling (34%) and leaving clippings on the lawn (28%). Leaving grass clippings on the lawn has increased as a response over time, from 21% in 2003 and 23% in 2005. This may be as a result of increased mulching mower sales and use. Table 4-18 shows these results.

Table 4-18. Method of Disposal Used for Grass Clippings *

Method of Disposal	2007 (n=530)	2005 (n=534)	2003 (n=526)
Curbside yard waste recycling	34%	31%	34%
Compost bin or pile	18%	23%	26%
Leave clippings on lawn	28%	23%	21%
Don't have lawn / non-grass yard waste	6%	9%	8%
Landscape service	8%	7%	7%
Other	4%	6%	4%
Don't know / Refused	2%	2%	1%

Based on Q36: What does your household most often do with grass clippings from your lawn?

** Note: In 2007, the corresponding question (Q36.1) about "other yard waste" was not asked.*

The cross tabulation analysis yielded the following key observations:

- Significantly more unincorporated residents (54%) report composting yard waste at home compared to incorporated residents (31%).
- Residents that have lived in their home 11-20 years report composting at home significantly more than residents who have lived in their home less than 10 years (less than 3 years, 25%, 3-5 years, 33%, 6-10 years 35%, 11-20 years 55%).

4.7 COMPUTER AND TELEVISION RECYCLING

Quite a few residents reported storing at home at least one computer (33%) or television (19%) no longer in use. Table 4-19 shows how residents said they would dispose of unwanted computers and televisions. Interestingly, 2007 saw a considerable jump in the number of residents that said they would recycle their computer or take it to an event (31% in 2007 compared to 2% and 3% in 2005 and 2003, respectively). As in previous years, the greatest proportion of respondents said they would take their unwanted television to the transfer station (20% in 2007, 25% in 2005 and 2003).

Table 4-19. Reported Methods of Disposal for Unwanted Computers and Televisions

Method of Disposal	Computer			Television		
	2007 (n=600)	2005 (n=603)	2003 (n=601)	2007 (n=600)	2005 (n=603)	2003 (n=601)
Donate it	10%	20%	29%	15%	23%	28%
Take it to the transfer station	6%	9%	8%	20%	25%	25%
Give it to friends / family	6%	11%	14%	6%	10%	10%
Take it to store / collection center	14%	14%	12%	14%	11%	6%
Research how to recycle it	N/A	11%	5%	N/A	9%	3%
Throw it away	3%	6%	4%	3%	7%	9%
Recycle it / take to event	31%	2%	3%	12%	11%	3%
Sell it	1%	4%	6%	5%	3%	6%
Other	14%	2%	6%	10%	11%	3%
Don't have one, never will	0%	1%	0%	0%	0%	0%
Don't know / Refused	15%	21%	23%	16%	15%	15%

Based on Q43: If you needed to get rid of an unwanted computer, what would you do with it?

Also based on Q46: if you needed to get rid of an unwanted TV what would you do with it?

Residents were then asked to assume that their computer was broken, and could not be fixed. The surveyor then asked, “Which would be the most convenient way for you to recycle your computer?” As in 2005 and 2003, the preferred method was roughly an even split between taking the computer to the local computer/electronics store (34%) and taking it to the local transfer station (34%). Table 4-20 summarizes these results.

Table 4-20. Preferred Recycling Methods for Broken Computers

Recycling Method	2007 (n=600)	2005 (n=603)	2003 (n=601)
Take it local transfer station	34%	43%	42%
Take it to local computer/electronics store	34%	42%	41%
Send it back to manufacturer	2%	2%	3%
Throw it away in garbage / dumpster *	N/A	1%	1%
Donate it *	N/A	1%	2%
Leave it on curb / side of street *	N/A	1%	0%
Take it to community recycling event *	N/A	1%	1%
Have someone pick it up for me *	N/A	1%	2%
Other	25%	1%	1%
Fix broke part / give it to someone who fixes computers *	N/A	<1%	1%
Don't Know / Refused	6%	7%	7%

Based on Q43.5: Which would be the most convenient way for you to recycle your computer?

** Response category not included on the 2007 survey*

Responses combined in the Other category include:

- Donate it
- Take it to the local recycler
- Take it to Boeing
- Take it to the Wastemobile
- Leave it on the curb
- “Give it to my son who is a geek and he can rebuild it. I have two geek sons who can do that.”

As shown in Table 4-21, since 2002, survey participants are asked who they think should pay for making sure televisions, computers, and electronics are safely recycled or disposed. Consistently, almost half of all respondents report that the consumer should pay (43% in 2007, 40% in 2005, 47% in 2003, and 48% in 2002).

Table 4-21. Parties Responsible for Payment of Fees to Ensure Safe Recycling or Disposal of Electronic Waste

Responsible Party	2007 (n=600)	2005 (n=603)	2003 (n=601)	2002 (n=608)
Consumer	43%	40%	47%	48%
Manufacturer	27%	29%	28%	18%
Government	9%	11%	10%	15%
Retail store	4%	3%	2%	4%
Other	9%	9%	5%	4%
Don't Know / Refused	8%	8%	8%	12%

Based on Q47: Who should pay for safe disposal or recycling of electronics?

The cross tabulation analysis yielded the following key observations:

- Significantly more incorporated residents (49%) thought the consumer should pay compared to unincorporated residents (40%).

4.8 INTERNET USE

In 2007, 32% of residents reported visiting the King County website to obtain information about garbage service and recycling in the past two years. This figure is a substantial increase from 2005 (16%) and 2003 (10%). Table 4-22 shows these results.

Table 4-22. Visited King County Website to Obtain Information about Garbage Service and Recycling ("Yes" responses only)

Obtained Information from Website	2007 (n=600)	2005 (n=603)	2003 (n=193)
Yes	32%	16%	10%

Based on Q49.5: In the past two years, have you visited King County's website to obtain information about garbage service and recycling?

The cross tabulation analysis yielded the following key observations:

- There was no statistical significant difference between incorporated (31%) and unincorporated residents (35%) visiting the County's website to obtain information about garbage service and recycling.

4.9 LATEX PAINT

In 2007, King County's Waste Reduction and Recycling Survey asked several new questions to better understand the quantities of latex paint currently stored in residents' homes, reasons for storing excess paint, and methods for getting rid of it. This section summarizes the findings from this series of questions.

The survey first asked residents if they currently have latex paint stored in the household, and if so, about how many gallons. About half of residents (53%) reported storing latex paint. Table 4-23 shows the responses for the quantity of paint stored. As shown, over half of the respondents (57%) reported storing one to five gallons of latex paint.

Table 4-23. Quantity of Stored Latex Paint

Quantity of Stored Paint	2007 (n=316)
Less than one gallon	8%
One to five gallons	57%
More than five gallons	32%
Don't know / Refused	3%

Based on Q59_2: How many gallons of latex paint do you currently have stored? Would you say...

Residents with stored paint were then asked, “Why do you store your leftover latex paint?” Appendix A includes the verbatim responses to this open-ended question. To summarize, about 80% of all 313 responses dealt with current or future use (e.g., “touch-ups”).

The next question asked residents what they would do with the paint if they wanted to recycle or dispose of the excess paint. Table 4-24 shows these results. As shown, most respondents (27%) reported taking their excess paint to a special collection event.

Table 4-24. Recycling or Disposal Methods for Latex Paint

Disposal or Recycling Method	2007 (n=600)
Take it to a transfer station	15%
Take it to the Haz Shed	6%
Take it to Factoria Haz Shed	2%
Take it to the Wastemobile	4%
Take it to a special / community collection event	27%
Other	31%
Don't know / Refused	15%

Based on Q59_4: If you wanted to get rid of leftover latex paint, what would you do with it?

Responses combined in the Other category include:

- Dry it out then throw it away
- Mix with other paint and reuse
- Take it to paint recycler
- Give it local painting company
- Post it on Freecycle.com

If residents responded they would take their latex paint to a transfer station, Haz Shed, Factoria, Wastemobile or a community event, they were then told, “King County currently accepts leftover latex paint as a hazardous waste at the Wastemobile and Factoria Haz Shed.” These respondents were asked, “If latex paint were no longer accepted at these programs, how would you get rid of your latex paint?” Table 4-25 shows these results. Multiple responses were allowed to this question. Most people, (51%) said they didn’t know how they would dispose of their excess paint.

Table 4-25. Recycling or Disposal Methods for Latex Paint if not Accepted at Wastemobile or Factoria Transfer Station

Alternative Disposal or Recycling Method	2007 (n=322)
Throw it away in the garbage	7%
Dry it out and throw it away	12%
Use it up	2%
Sell it	0%
Donate it	1%
Give it away to friends or family	2%
Other	25%
Don't know	51%

Based on Q59_5: King County currently accepts leftover latex paint as a hazardous waste at the Wastemobile and Factoria Haz Shed. If latex paint were no longer accepted at these programs, how would you get rid of your latex paint?

4.10 DEMOGRAPHIC DATA

All demographic information listed below is based on information provided by the 600 respondents to the 2007 King County Waste Reduction and Recycling Survey.

Table 4-26. Demographic Information for All Survey Respondents

Gender		Annual Household Income	
Male	46%	Under \$20,000	3%
Female	54%	\$20,000 to \$29,000	6%
		\$30,000 to \$39,000	6%
		\$40,000 to \$49,000	7%
		\$50,000 to \$74,000	16%
		\$75,000 to \$99,000	14%
		\$100,000 or more	34%
		<i>Median = \$75,000 to \$99,000</i>	
		Don't know / Refused	16%
Age		Ethnic Group	
18 to 24 years old	1%	White/Caucasian	82%
25 to 44 years old	38%	Hispanic/Latino	1%
45 to 64 years old	48%	Black/African-American	2%
65 years old or older	13%	Native American/American Indian	<1%
<i>Average years old</i>	48.9	Chinese-American	1%
Refused	<1%	Japanese-American	1%
		Other Asian/Pacific Islander	4%
		Other / Mixed racial heritage	5%
		Don't know / Refused	5%
Residence Type			
Single-household dwelling	83%		
Building with 2, 3, or 4 units	5%		
Building with more than 4 units	12%		
Don't know / Refused	<1%		
Own / Rent Residence			
Own	83%		
Rent	17%		
Length of Residency at Current Home			
Fewer than 3 years	20%		
3 to 5 years	21%		
6 to 10 years	23%		
11 to 20 years	20%		
More than 20 years	16%		
<i>Average years</i>	10.9		

Based on Q1: What is your age? Q2: Gender (recorded by observation). Q7: Do you own or rent your residence? Q8: Is your home a ...? Q102: How many years have you lived at your present residence? Q105: Which of the following best describes your combined annual household income? Q106: What ethnic group best describes your background?

4.11 COMMENTS FROM PARTICIPANTS

Overall, 203, or 34% of all 600 survey respondents made final comments (see Table 4-27). Respondents mainly thanked the staff members and encouraged them to keep up the good work (8%). Residents also expressed a desire for more or better information about recycling (5%) and voiced cost and price concerns, such as rates being too high and that recycling should be offered for free (3%).

Table 4-27. Final Comments from Participants

Top Five Coded Responses	2007		2005	
	Percent of Total Sample (n=600)	Percent of Those With Comments (n=203)	Percent of Total Sample (n=603)	Percent of Those With Comments (n=170)
Keep up the good work	8%	24%	6%	22%
Provide more / better info about recycling	5%	15%	4%	13%
Cost / price concerns	3%	9%	2%	9%
Encourage people to recycle / recycling is important	2%	6%	2%	6%
Other Comments	22%	7%	21%	74%
No other comments	66%	0%	72%	0%

Based on Q107: Do you have any final comments you would like to pass along to the King County Solid Waste Division?

APPENDIX A. VERBATIM REPORT

Q32.7D: Why would you not use compost made from food waste?

- Because I have animals.
- Because it goes to Cedar Hills.
- Because somebody has got to do the work, and I'm 76. I don't want to do the work. I would use it, if I was going to.
- Because we do not use compost.
- Brings rats.
- 'Cuz I'd have to haul it in.
- Don't know anything about it. Doesn't sound all that attractive.
- I am not much of a gardener.
- I do not do much to my yard anyways.
- I don't do gardening.
- I don't do that much yard work.
- I don't have a garden, and I don't like doing yard work.
- I don't have that much when I'm alone to worry about that.
- I don't want to have a compost bin in the yard.
- I just haven't got anywhere to use it. No garden space.
- I worry about rats.
- I would just prefer to use bought compost.
- It isn't feasible for us.
- It might not be good for the environment.
- It might smell bad.
- It's not that I would be opposed to using it. If I wanted to, I wouldn't know where to get it or to collect it at this point. If it were readily available I would use it.
- Laziness.
- My dog would roll all over it.
- My lawn and garden are tiny.
- Not enough room for a compost.
- Rats.
- The effort and it is not necessary.
- The smell.
- The smell.
- We are too lazy.
- We do not have enough of it.
- We have composted before and it wasn't very useful in our garden.
- We tried it, and it was too inconvenient.

Q59.3 Why do you store your leftover latex paint?

- For current or future use (e.g., "touch ups"), 251 of 313 responses.
- After painting, I remodeled the downstairs bathroom. I want to keep for the garbage.
- Because I bought a quart to paint something and I have some left over.
- Because I didn't use it all.
- Because I don't know what to do with it, and I always miss the special recycling days.
- Because I don't want to throw it in the garbage can. And I know there are certain areas certain weekends where you can do that kind of stuff but I forget about it.
- Because I have not taken the initiative to get rid of it yet.

- Because I haven't gotten together, and my preferred option was to have one day a year or every six months when you can put your hazardous waste out and they will come pick it up.
- Because it is inconvenient to get it to the recycling spots.
- Because it is still good.
- Because it is still good.
- Because we have a new house.
- Because we have rentals when you have rentals you store everything.
- Because we have to take it to the toxic waste place and we do that periodically.
- Because you can't throw it away.
- Because you can't throw it out.
- Bought the house and it was here.
- Can't get rid of it anywhere.
- Don't have anything better to do with it.
- Don't know where to take it.
- I am waiting to get rid of it.
- I didn't finish a project and maybe I over estimated it and I might need to touch up a project, why get rid of it right away?
- I didn't think I was finished and I was going to do another way, but I never did.
- I do not know what the alternative would be.
- I don't have any place to get rid of it.
- I don't know what to do with it
- I don't know what to do with it.
- I have to go somewhere to do something special with the paint. You can't just stick it in your trash can.
- I haven't gotten around to drying it out.
- I haven't gotten around to taking it some place. It is from the previous owner.
- I know that I am not supposed to throw it away.
- I think it's a pretty new house, and it was leftovers from when they painted it.
- I wait once a year for the free disposal.
- It came from the builders.
- It came when we bought our house. To match the colors.
- It came with the house.
- It is just sitting around right now.
- It is supposed to be used on something.
- It was left in the house when we bought it.
- It was there when we moved in.
- It's from jobs I've done. I am waiting for the Waste mobile to come.
- Just haven't gotten around to properly disposing of it.
- Just haven't taken the time to get rid of it.
- Leftover from a project.
- My husband did that.
- Potential reuse.
- Previous people left it.
- Some of it is useable and some of it I do not know what to do with it yet.
- Some was here when we moved in, and has no use anymore. The other paint we have been using, and are using for touch-ups.
- Stupidity.
- That's the paint I have leftover from painting the house. I didn't want to throw it away in case I need to touch up.
- Waiting for a hazardous waste pick-up day.

- Waiting for the next recycle day.
- We did not know what to do with it.
- We don't know how to dispose of it.
- We have a newer house, so it is still in good shape. When we need to get rid of it we take it to one of the toxic sites.
- We have not had the time to figure out what to do with it. Some of it we use for touch-ups.
- We just finished remodeling, so we had a bunch left over.
- We just painted our house about a month ago and it was all left over. We still use it for scratches.
- Well, I just haven't taken them to the place where they dispose of them yet. I don't put them in the trash because I know I'm not supposed to do that unless they are all dried.
- Well, it is because I bought too much.
- Well, it is so hard to get rid of.
- You might need it.

Q59.4: If you wanted to get rid of leftover latex paint, what would you do with it?

- Dry it out, 19 of 188 responses.
- Dry it out and throw it away, 47 of 188 responses.
- A waste disposal area.
- Ask my contractor to get rid of it for me.
- Assuming it qualifies, take it to a transfer station.
- Call a hardware store and ask what to do with it.
- Call a paint recycling.
- Call garbage company.
- Call metro and ask what to do or find a friend to give it to.
- Call someone and ask what to do with it.
- Call the garbage people and ask them how to do it.
- Call the waste company 'cause I don't know.
- Check the Kirkland recycle website and see where to take it.
- Check the website and see how I can get rid of it.
- Check website or found out where to take it.
- Chemical waste disposal place.
- Contact one of the local paint stores, and see what is the best way to recycle it.
- Dispose of it legally.
- Donate it or let the can dry out and recycle the can.
- Dry it out and take it to the recycling event.
- Dry it out, or return it at a collection event.
- Dry it out, then it becomes recyclable.
- Dry it up and throw it in the garbage, or I actually work at a place where they have painters. So, I can dump the paint out and throw the can away, and have it recycled.
- Dry out and try and recycle the can.
- Dump it out in the back
- Find a place that would take it.
- Find out the proper disposal guidelines and take to the proper facility.
- Find some place to paint it on.
- Get on the website and see what to do with it.
- Give it to my brother-in-law who has a painting business and he has the means to dispose of it properly. A recycling container or whatever they have down there.
- Go online and find out what to do with it.
- Go to the website to find out what to do with it.
- Hazardous waste.

- I don't know. I'd have to hit a website and figure out what the proper method was. I'd research what my options were.
- I guess I have to go on the website to find that out.
- I spill it on the floor and I let my floor be clean again.
- I think you can recycle it somewhere. My husband is good about that stuff.
- I usually use it up one way or another.
- I would check the website to see if I could recycle it.
- I would find out what is the right thing to do with it. I know it is hazardous.
- I would finish painting the house.
- I would give it to my friend who is a painter and have him dispose of it, seeing as how he knows where to go.
- I would go and look on the website to see how you were supposed to, 'cause I know you are not supposed to throw it away.
- I would go to the web site.
- I would probably take it to place where they mix it together and sell it for cheap.
- I would probably throw it in the garbage.
- I would recycle it. There are lots of places to take it. Home Depot and places like that will take used oil and paint and stuff.
- I would take it to Home Depot.
- I wouldn't need it because I live in an apartment.
- I'd probably go to the king county site and look up what to do with it.
- I'd take it up with management.
- If it is a 1/4 of a gallon you can take the lid off and dry it out and if it is more than that you have to take it to the hazardous waste.
- If it is just a little I would just throw it down the sink. If it was a lot I would try to find out online.
- If it was less than an inch I think you can throw away dried paint. Other than that I would call the paint store.
- I'll get information on where to recycle it.
- I'm not sure because we do have some and we do need to find out where to take it.
- In the past, I have watered it down and poured it on the lawn.
- It's off a park and ride off of 160th in the Kirkland. Kirkland Park and ride on Bothell Way.
- I've only lived here for 6 months. I would ask someone.
- Just mix it together and use it to paint something else.
- Keep it.
- Leave it for the next owner.
- Leave them by garbage cans in populated areas like apartments for others to use because they are still good.
- Leaving the can open and letting it dry out; or taking it to the transfer station.
- Let it dry out and put it in the trash. Unless it's a larger amount then I'd have to find somewhere to take it.
- Let it dry out and then recycle the can.
- Let it dry out and throw it away or to the Wastemobile.
- Let it dry out and throw it in the garbage or a recycling deal where they recycle paint. I try to use the system I have, but if I'm buying paint, I try to get it pretty close, from the right coverage. So, I don't end up with a gallon or half gallon over, but it's always good to have touch-ups.
- Look it up on the internet and possibly take it to the transfer station.
- Look on websites to find out what to do with it.
- Look online to figure out where I'm supposed to get rid of it.
- Look up a location to take it to.

- Look up on the internet what to do with it.
- My buddies are painters. I would give it to them.
- Nowhere seems to take it anymore.
- Once a year they have a paint recycle place where you can take it. It is put on by King County.
- Open the can and let it dry out, then take it to the dump. If there is a way to recycle it, I would do that.
- Open them up and let them dry out, and then take it to the transfer station, but I would look it up, because I don't exactly know. I know there's a proper way to do it.
- Paid someone to dispose of it, our condo does that.
- Paint a wall.
- Paint something.
- Paint stores that take paint.
- Probably take it back to the store.
- Put a product in it that dries up the paint.
- Put it curbside to be collected.
- Put it in freecycle [sic] or re use it.
- Recycle it.
- Recycle it.
- Recycle.
- Recycler through the city.
- Recycling plant.
- Research it.
- Research on the web to see where I could take the paint.
- Research.
- Take it to a paint recycling place.
- Take it to King County Solid Waste Division.
- Take it to my shop and sell it.
- Take it to some place that will dispose of it properly.
- Take it to South Park recycling place down towards Seattle. That is a long drive and I hate to get anywhere near Seattle. Sometime they do have a drive near here, I did hear about it, but didn't go, it is for household waste.
- Take it to the painter and they get rid of it.
- Take it to the recycle station where you take chemicals and paint.
- Take it to the right place.
- Take it to whoever deals with that stuff.
- The quarterly thing. I would go to the website and read what I would need to do and they would probably tell me to take it the quarterly thing. They sometimes send out these brochures that remind me of what to do with what that I post in my laundry room. If I am not sure of what to do I check the brochure or the website.
- The twice a year pick up at my complex.
- There is stuff you can buy to mix in with the paint to harden it and then you can just throw it out.
- They have a recycling truck that comes around.
- Throw it away or donate.
- Throw it in the trash.
- Throw it out in the shed.
- Throw it out.
- To an approved recycling or dumping area.
- Took it to the fire department in Pierce County.
- Toss it in the dumpster.

- Transfer station if they took it.
- Use a product called paint hardener.
- Visit website and find out what I can do with it.
- We flush it down the drain.
- We let it dry out and throw it away. I think there's a way to recycle it, I'm not sure what it is.
- We would be willing to pay a fee for someone to get it.
- We would research.
- Whatever city requires as far as disposal goes.
- Whatever is the safe way of getting rid of it.
- You can recycle it, or if there's not much let it dry out and put in the landfill.

Q107: Do you have any final comments you would like to pass along to the King County Solid Waste Division?

- All these different garbage cans are a pain to make room for in the garage and it would be nice for new homes to have designated areas for these cans. Plastics. It would be nice to be able to recycle plastic bags all in the same container and it is harder for a single person because you do not have much. It would be nice to be able to recycle #6 and #5 plastic containers and plastic bags all in the same containers.
- Allied Waste is, I feel, ripping off the customers in the Covington area. We now have to take our garbage to the end of the street which I think is unacceptable.
- Any waste company up here should stop charging for green waste disposal during the winter. Something to deal with battery recycle, we always have batteries but nowhere to recycle. To me that is one of the biggest problems because the toxicity of mercury.
- Because I live in kind of rural area when we have power outages people burn wood, and even in winter people burn wood. When there was a power outage there's a burn ban and I thought it was the most asinine thing because these people don't have any heat. I don't know how it pertains to waste management as far as burn bans go.
- Better communication on the recycling on the marketing when and where and how to recycle. I had to call twice to have a garbage-can replaced there's no proactive marketing approach to the recycling. Containers should be labeled with what it's for and the address on them. Larger containers.
- Certainly interested in recycling more, but need more information and accessibility. I'm trying to think, also when we get big packages like from Costco a lot of times the recycling bins get full so I need places where I can take that stuff.
- Come up with some good solutions as to where to recycle some of those items that are hard to recycle such as fluorescent bulbs.
- Do household pick up of hazardous waste. Even for a small fee, it would be easier than loading it on to my car and driving it somewhere. And pick up more recyclables like plastic bags and tubs. I do like how they have it written on the garbage cans what goes where.
- Do whatever is easiest for people to comply. Let the Wastemobile take everything even if it costs a couple more dollars or else it will just be improperly disposed.
- Doing a wonderful job and thank you for the help.
- Don't make it tougher for us. If they want people to dispose of these bad things it needs to be fairly easy to do.
- During the month of December we didn't get any garbage picked up 3 out of four weeks because of snow on our street and we got absolutely no refund because of that.
- During the winter our yard waste is only collected every other week and that's a big problem for us. The recycling in our area could be clearer about what kinds of materials are allowed, i.e. scrap metal, and such would be helpful (Coat hangers for example).
- Expand the service, get the stuff out of the dump.

- For our situation we just need bigger recycling bins, larger recycling bins. That is a problem for condos.
- For recycling make it easy and convenient.
- Garbage service seems like it's a little high priced.
- Go for it, make us do it.
- Go Redskins.
- Great survey. You're doing a good job.
- Have additional pick-ups for yard waste more often.
- Have something so that I can take down that old VCR.
- Have them make easier for the consumers, a lot of us are uneducated about what to do with our equipment. Maybe flyers. Heavy fines for people who improperly dispose of their waste.
- How bad we'd like to have weekly recycling pick-up! And you could add about ten or twelve exclamation points to that sentence.
- I am against junk mail as much as anything else I think if they had a paper bin so that other people could recycle their junk mail that would be good.
- I am curious what the alternative would be if King County stopped accepting paint.
- I am hoping that because they say that the Queen City dump is going to be filled, I hope they have other plans made for disposing of garbage. Because I am within a mile of the dump, I really need to know. I have never seen so many eagles as there are at the dump. If they close the dump, I wonder what they will feed on.
- I am very supportive of recycling, you get used to it and it becomes a part of your life. I think mandatory recycling should be strongly enforced. With the right incentives people will do it.
- I do think that we ought to put more restrictions on businesses to recycle which is something we're trying to do here in Duvall.
- I don't like the idea of the government telling me that I can't put recyclables in the garbage if I don't exceed my can. I recycle anyway but it smacks of big brother.
- I encourage them to keep on.
- I hear there is a lot of concern on the salmon runs and all of that and I don't see any actions. I sometimes feel when they try to save other species; there should be a better balance. But there are a lot of other people who are homeless. I don't see as many programs that help out the homeless as there are to save the owl and salmon.
- I hope the rates don't go up any time soon.
- I just think it is very important that we take care of our environment.
- I just wish that they had better locations where they would take hazardous waste and fluorescent light bulbs.
- I know in Redmond they have a recycling program that recycles everything, with the exception of paints, computers, and hazardous materials. I don't understand why that can't be incorporated everywhere. That includes food scraps, etc. A lot of people don't garden or compost in their yards.
- I know that a comment was made about recycling grass. I also have a rental home in Kent. Kent offers a discount on a grass composter and water retaining receptacles. Federal Way does not offer that any sort of discount. If Federal Way offered a better discount and informed the public more then they would recycle more.
- I know they have recycling in school yards a couple times of year and I would like to see that happen more often. Currently I do not know how to dispose of propane bottles as well.
- I like the things that they are doing with the recycling very much, but I think the apartments should have to do it to. I don't know how much say they have, but it is very disturbing to know that because I live in an apartment complex I have to do all the effort myself.
- I like to take my recycling to the community places, but I will work with what's available.

- I live on the side of the hill if they were able to pick up for an extra fee up and back over a period of time I would buy that. If there was some sort of senior program. Those things get heavy.
- I love recycling so keep up the good work.
- I really like our big blue recycling bins that we can put everything in. I would like a label on my bin that says what number of recyclables I can do. Meaning they can do this, this, and that but they don't tell me which numbers are ok. Specifically with plastics.
- I support recycling and finding other alternatives.
- I think everyone should recycle. I know the city of Seattle makes their residents recycle and I think King County should, too.
- I think it is a great thing to recycle. I think that the environment really needs it. Even paying a little extra for bottles so that people can recycle and don't just throw them out would definitely be useful.
- I think that grocery stores need to go back to paper bagging. Everybody gets plastic bags now.
- I think that they do a very good job and I have no complaints. They are very helpful if you call.
- I think that they should make recycling but that they won't do it.
- I think they are doing a good job.
- I think they do a very good job and I think they need to push recycling more. I need the chart to know if the plastic with the 6 can be recycled.
- I think they should have more transfer stations, but I think most people avoid them because you have to pay and they either do not understand that concept or they are too poor to pay.
- I think they're doing a good job, but I'd suggest that even a better job could be done. There is always room for improvement.
- I think they're doing a really good job. Anything they could do to make it easier to recycle would be good. It is pretty easy, though. The things they added for recycling are great. They can recycle all of it.
- I think this is a good survey it shows a respect for the environment.
- I think we need larger recycling containers, but I noticed stuff in the garbage that is obviously recyclable. I think there should be a ticket given, a warning.
- I want to see Waste Management stop throwing debris on the highway.
- I welcome more changes and having them embrace recycling more. A lot more people are willing to do it they are just looking for the infrastructure necessary to recycle.
- I wish that the garbage pick-up had a plan that fit my needs. I wouldn't mind paying for pick-up when I need it, but not every week. I wish the plans were more flexible for different households.
- I wish there was something to get people to recycle more. When I throw out the trash, there is so much that is in there that can be recycled. Why don't we have an incentive to recycle, like all the other states that have that information on glass bottles that offer 5 or 10 cents to recycle? I think we should have that. Our complex doesn't even recycle glass.
- I wish they had a service where they come into the area more than once a year to collect the items that folks can't use and it was advertised better...or if they moved it to the transfer station.
- I wish they would move the transfer station further away from where it is now. Things work well as far as the waste disposal system goes.
- I would like a yard waste container. I garden a lot and have a lot of waste. I am paying for the service and I have been unable to use it.
- I would like to know if I could put my compost in my yard waste and specifically what I can put in there.

- I would like to see a credit on my bill for if I turn in pop cans, which is aluminum, and aluminum has a monetary value. If I give them something that is worth something they should give me a credit for that. In order to give them something that has monetary value they should credit you for taking the time to separate it, and they take it in bulk, and get money back for it. They shouldn't get all the money. They should give you a rebate. They shouldn't be allowed to make money off something that has a monetary value.
- I would like to see almost zero household waste to cart off to a transfer station. So we could conveniently dispose of recyclable material.
- I would like to see mandatory co-mingled recycling.
- I would like to see more of the Wastemobile, the hazardous waste that goes around to the store and stuff. It seems like there is a large gap in between. Because I just got on the website the other day, for limbs and stuff, because of the storm. It would be nice at the landfills or something if they had an area where you could bring the stuff from the storm.
- I would like to see the trash people be a little more flexible about what they pick up. It would save me the trouble of going to the transfer station and paying for a service that I already pay for again.
- I would like to tell them that they are full of crap and King County is too, just as a whole.
- I'd like them to expand the recycling services as much as they can.
- I'd like to get material in the mail about recycling in King County
- I'd like to get rid of my computer and car stereo and things of that kind easily. There used to be a hazardous waste site in Aurora, but it's closed. And that is where I'd prefer to take my hazardous waste stuff. The centralized location for all waste instead of other locations that are spread out.
- I'd like to put in a plug for Waste Management, they are really good. And for the city of Issaquah: follow their lead. We think the city is doing all they can; and our present administration is very attuned to everything that can improve quality of life.
- I'd like to see a recycling service out here that we didn't have to pay for. I think that people would recycle more.
- I'd like to see the transfer stations become more full service. I know where they are at; and if they could make it full service, I would like to be able to take electronics and old computers there, and take it all at once. That would go for yard waste, too. Let's fully utilize these sites and make them full service.
- If they lowered their prices on recycling of grass clipping and yard waste and all that. But right now it is too expensive. With our household income, if we are not willing to pay the amount on the grass clippings and stuff, why would someone with less be willing?
- If we can recycle more products that are not currently able to recycle that would be useful. Anything to help the environment basically.
- If you are going to charge money, make sure it's for something. It isn't a revenue thing, it is a service. You can't just charge money.
- If you can just let the general populace know how much energy could be saved because of recycling. We need more information pamphlets out available to people out there. Letting people know is most important. They could also do something for Earth Day, maybe plan something annually and have people make commitments three months beforehand because people forget easily.
- I'm glad that they are doing the survey; it shows that they are putting effort into finding out what we need.
- I'm not happy about having the waste police look in my garbage can and fine me if I put something in the wrong can.
- I'm supportive of anything that we can do to increase recycling and save the planet.
- I'm supportive of their activities.

- In Texas we used to have trucks come by and pick up sofas if you wanted. If they had something like that for TV's and computer parts and thing that can't go in a landfill, I would happily pay for it.
- Include the disposal fee in the purchase price and construct items to be more recycle friendly.
- Instead of skipping a whole week for them to just come the next day after a snow storm and not completely forget about us.
- It would be nice if they had better procedures for getting rid of water heaters and appliances.
- It would be nice if waste charges were based on the weight and the volume of the waste sent out.
- It would be nice to have scheduled pick ups for odd trash like paint and computers.
- It would be nice to know if there is a way of getting more than one recycling bin.
- It would be really nice to get things in the mail to know what the best thing to do with garbage and recycling is. We would like some to-dos and not-to-dos.
- It'd be nicer to be able to recycle metals, or have some more local centers to take it to. So, you don't have to go all the way down to South Park with scrap metals. If they had some bins. Like for bicycles, anything metal, metal items, rims off cars. I'd also like to see heavier fines for people littering, not necessarily fines, make them go pick up garbage for a month. They need to start using people for community service. Have them start picking up garbage. People that are assigned community service through the judicial system.
- It's 3 times I've seen recycling trucks come by and they have been the same truck number and driver that the trash was put in. They put it in the same section of the truck. So why should we recycle if they don't? The survey is very directed and one sided and unreasonable since you can't comment on specific questions.
- Just about picking up recycling every week. It is less confusing and that is how we used to do it in Maryland.
- Just keeping going and keep doing more. Educate people about computers. Mailers would be good.
- Just make recycling more easy. I'm happy to do it, but I won't break my back to do it. If this is what they want us to do, just don't get in our way of doing it.
- Just more hazardous waste places set up more often.
- Just to allow more products to be recycled. It would be useful to have collection places in stores because the transfer stations are far and inconvenient. If they recycled everything, it would be no problem .
- Keep doing a good job.
- Keep doing what your doing. I am quite pleased with the service they do.
- Keep on recycling.
- Keep on recycling.
- Keep taking those recyclables, from electronics to paint.
- Keep the consumers informed because people want to recycle but they want to know when and where you can put that in the daily paper just do it regularly. You can't expect people to read special pamphlets so the news or the paper would be nice.
- Keep up the good work, and make it easy for people to continue to recycle.
- Keep up the good work.
- Keep up the good work...and have the recycle events more frequently.
- Keep up the recycling efforts. It is the right thing to do.
- Keep up the recycling, and composting is key. Don't build another dump.
- Lower the cost.
- Lower the taxes.
- Make composting more available by cheaper prices.

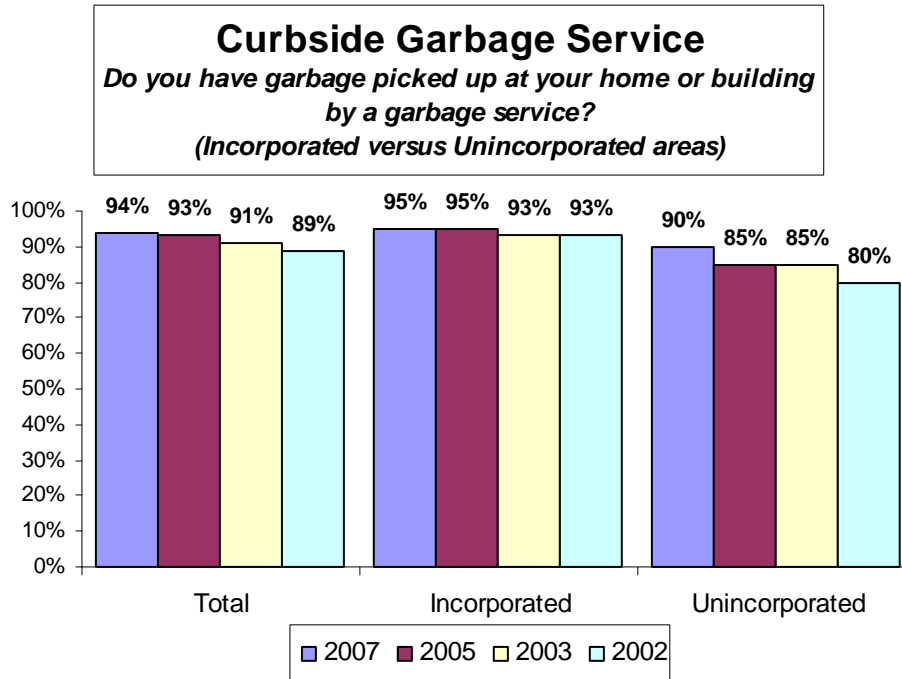
- Make it easier for us to recycle the paint. General recycling instructions would be helpful as well. They should label the cans they give us as well.
- Make people that don't recycle enough pay a fee.
- Make something so that we can recycle above number 2. That's a biggie. It would be nice to have a place for plastic bags. It would be nice to have on your curb.
- Make sure that when you publish brochures and so that the street names on the maps are accurate.
- "Maybe about a month ago I had a spring clean up with the yard waste. The Boy Scouts were doing some sort of a service. They were saving for some sort of trip. So, I ended up with all these bags and each one of those bags were charged like a full container. Even when I went and talked to the guys that came--they were really nice--""are you guys going to charge me for each one of these?"" They were not full but heavy and he goes ""Oh yeah. Our managers are cracking down on us and they will follow up on me. Even if the bins are overflowing they will charge you for an extra bin."" My attitude is ""What about when I had nothing?"" They say you should call up ahead of time, you should call up and say ""I don't have anything so don't charge me."" To me, in the age of identity theft, it is like saying ""Hey, I am not home."" I don't want to broadcast that, you know."
- Maybe increase the hazardous waste collection events to twice a year. I think that's who puts it on. For the computers paint and all of that.
- More education about recycling.
- More frequent recycling. I really like the idea of switching the garbage frequency with the recycling service frequently. Anything to do to encourage more people to recycle.
- "More information on what is recyclable would be very useful, such as plastic bags, plastic containers, 2 liter pop bottles. There is always questions. It would be helpful to have a flyer in the monthly bill that asked ""did you know..."" about recyclable material."
- More recycling.
- My sister is in Portland Oregon and she recycles down there and she can combine everything in one. That would be very convenient to have one large container instead of four small ones that always fall over. It could be two containers, one for glass and one for paper. It could be four larger ones so they didn't have to come as often. Make it more convenient for people who are recycling. The containers are on wheels like the garbage cans.
- Never make it mandatory, because all of Kent has to pay for garbage service whether they use it or not.
- Once a year there is a hazardous waste mobile that will take other kinds of stuff. It would be nice to have that twice a year. I think there is two different things: one for hazardous waste, and one for lumber, TV's, tires, computers, and florescent bulbs. I would like to see them both twice a year.
- Our most recent change is they will not pick up green waste and recycling every week, only every other week and I would like to see green waste and recycling picked up on a weekly basis.
- Our only frustration with our entire waste disposal system was the worker's strike that affected us this year. We had two or three weeks that our waste was not picked up during the strikes.
- Please add fluorescent light bulbs on their recycling events.
- Please continue to do everything you can to help people not pollute and be responsible.
- Please pick up the recycling every week.
- Provide more opportunity for getting rid of certain things. It is a pain to find out how to dispose of certain household items.
- Quit skipping service on holidays and for weather - if you do come back that week so we don't have too much to deal with.

- Recently they put on a class that dealt with natural lawn care and I thought it was very informative and useful. I would be interested in other classes along those lines.
- Resend out the restrictions that can and cannot be placed in recycling. And please open it up to recycling more.
- Send out letters where you are able to recycle big gear, not just small stuff.
- Send the survey out by mail, take the cut in the hit rate of it. Yes, you get less responses; more people blowing you off. I know that outbound telemarketing is more effective, but when you do the cost-benefit analysis, looking at the sociographic and demographic details, are you getting any differences? Is it going to compel King County to make any difference? It is silly to be like Seattle and threaten to come after people for not recycling everything. Especially when everything collected makes them money.
- So far I'm happy about the services.
- Sometimes if the garbage falls out during pickup, the garbage men just leave it there.
- Sometimes when they empty the trash, half the trash is left in the can. So we go down the hill we live on and half the garbage is still there.
- Tell them not to make any telephone calls after 8 o'clock and never on Sundays.
- Thanks for all the recycling you do.
- Thanks for checking in and getting the feedback you're looking for. If they use the feedback it might help them make the decisions everyone wants. If you use this information, hopefully it will be what the taxpayers want, and not adding something we don't need.
- That it wouldn't it wouldn't be a good idea to get rid of taking hazardous waste. And frankly there should be more than they have.
- That's a lot of questioning. We don't like questions.
- The biggest problem is around schedule disruptions like weather problems. I understand, but it can be inconvenient. I also wish that yard waste was included and not an extra charge.
- The California redemption value the recycling places. They are around and they're not here. I would definitely recycle more if they were here.
- The Cedar Grove recycling program what ever they put in the yard waste it introduces your lawn to weeds so if you use it you are putting weeds in your yard so they need to cook it better. It also has junk in it.
- The cleaning instructions I find confusing, like do you take the labels off. The easier they make it the better. And I love not having to separate out the glass and the bottles anymore. I wish they would pick up the recycling as much as they pick up the trash.
- The government should pay for making sure that items are safely recycled.
- The international district smells like shit.
- The more things that we can throw away or recycle at home the better.
- The other thing that I do recycle is fluorescent tubes at the station in Northern Seattle. Another thing that I am not sure they take is ordinary household batteries.
- The plastic that you can not recycle, I'm not sure of the number. A lot of stuff is coming in that and I don't know what to do with it.
- The taxes.
- The wheels are broken on the recycling container and need to be replaced and nobody has come to fix it and I have complained twice. We don't know where to put our glass for recycling.
- The yard waste pick up is every other week except in the winter, which is when we need it most. It is windy in the winter and need pick up for the branches. In fact, the bulk of my yard waste is in the winter and less in the summer. We pay the same price each season and it just does not make sense to me!
- The yard waste thing: my complaint there is I have to pay a monthly fee in order to have a container to put the yard waste in so they can pick it up. I only have a few containers full a

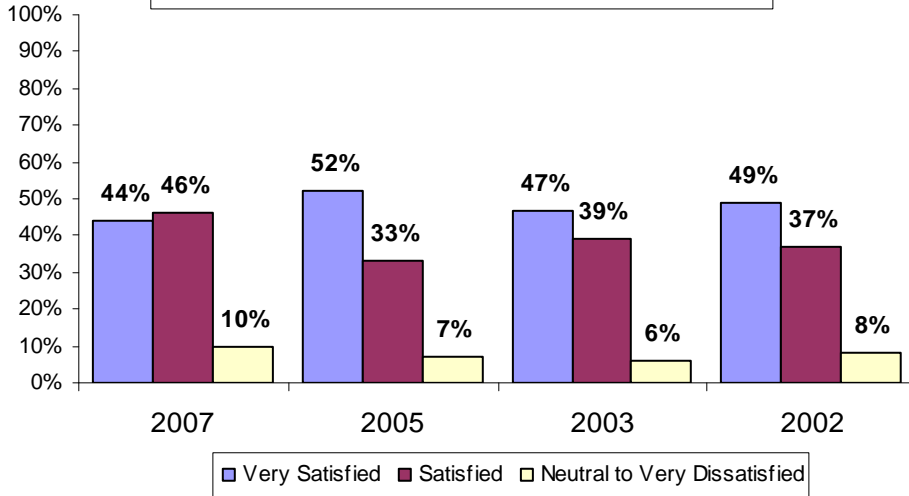
- Their recycling program sucks. They need to help the people recycle. I'm very much a recycling person but I can't recycle anything because it's such an idiotic system they have. They need to help people for example the dump station has big old metal recycling boxes with tiny little slots at the top. We recycled when I first moved here garbage cans full of cans and bottles and a plastic box of paper. We got there and realized we had to take each one out one at a time and put it in the stupid slot. I had to empty the whole garbage can one bottle and can at a time. I've never recycled since living here. Gold Bar has the most fantastic system for recycling. they charge the recycling off the water. So everybody gets recycling because everybody gets water. You get a big green can for each household in the city of Gold Bar and it's already paid in water so you recycle. It makes it that much easier for everyone and for those people who constantly dump garbage into the woods they don't dump as much in the woods because they recycle.
- There are not enough convenient locations to recycle motor oil. I've had to actually consider paying local firms to dispose of my motor oil. I think if it were more folks would get rid of it correctly. And I know a lot of people who get rid of it by burying it and that's wrong.
- There are too many questions.
- They are doing a good job but they should make power out of it rather than sending it to Oregon.
- They are doing a great job as far as I am concerned.
- They could make money by making compost and selling it. I do not think that they should be charging for that service (yard/food waste pick up).
- They could offer recycling like they do in Seattle and not have us pay extra for it.
- They do a great job in education for kids and I would like to see that continue.
- They don't pick up the recycling sometimes. Sometimes they just leave it. They charge extra for the garbage. The yard waste, we don't take out every week, if we take out two containers they only take one.
- They have made it quite expensive! We like to recycle, but it is getting to be a challenge.
- They just started making us take our garbage cans out to the road, instead of picking them up in front of our house like they used to. They sent us a letter telling us that if we wanted to continue to have it picked up in front of our home, we would have to pay extra, because their drivers no longer wanted to drive into the neighborhood. They said that the drivers had been running into cars parked on the street, and it wasn't safe for the drivers to be driving in the neighborhood. But this is an inconvenience to us and very unsafe. With the cans at the end of the street, there is no room for emergency vehicles to get in if there is some kind of emergency.
- They need to be more informative on how to get rid of these computers and televisions and all this hazardous waste. They need to outline the areas where you can go to dispose of this. And if they have the Wastemobile to come around because there people like myself that are handicapped. I believe that the waste management should pick up the bill on picking up the stuff.
- They pick up way too early! They come around at 6AM and wake everyone up!
- They really do a good job. I have good things to say about them. We use RabanCo, not King County's. I'm sure King County is just as good.
- They should give information in brochures about what you can and cannot recycle.
- They should look at the waste management in Redmond because I am really happy with it and makes it easy to recycle.
- They should regulate recycling better. Each resident needs more information on correct recycling.
- They work good now, and I'm happy with it.

- They would probably get more compliance on the electronic recycling if it were cheaper than 25 bucks.
- This is a fun interview.
- This is a pretty good survey. It covers everything I guess.
- To get everything like Germany does. They are very proficient at that. Germany and Austria. It is easy you don't need to look for it. People just go downtown. They punish you if you throw garbage on the street. You learn very quickly.
- We don't really like how they pick up our garbage. When they pick it up they do it really roughly, sometimes they just throw the garbage cans on the side, we don't like that. The truck driver drives too fast. That's the garbage company. Sometimes they don't dump the garbage very clean.
- We have trouble getting to the sites that have the recycle services for old machinery. It wasn't conveniently accessible at the time we had the problem.
- We just need to have our yard waste picked up more often, or to not have breaks in our pick up during the winter months. We have it bi-weekly for a few months during the winter, and we'd like to have it weekly all year long.
- We like the recycling. Get rid of certain types of waste collection events.
- We need more information; and when I go to the city recycling event I'm trusting that the things I take are being properly recycled, and not polluting the land somewhere else.
- We sure wish we knew what to do with our batteries. We are storing those too.
- We would like more information on recycling.
- Well, I was just looking at our bill and it has gone up a huge amount. The more we recycle, the more we try to help, the more the cost passes on to the consumer. Their drivers need to speak English they need to hire good drivers. They need to not drive people off the road and watch for children. I was backed up into a bush and filed a complaint and nothing was ever followed up on their part. They need to be consistent with their services. They have missed our recycling or garbage for weeks at a time.
- What are you supposed with old medication?
- What's this all about?
- When I was living in Seattle, I would always get a calendar that told the recycling pick-up dates. If they would do that, like send a mailer to keep track of when those dates are coming up, that would be great.
- When there are snow days do I wait for the next week or do I take it in?
- When they contract with a recycling company they need to make sure the company collects all recyclables.
- When they moved it to adding glass, it was a great move, and made recycling much more convenient. The more we can just toss recyclables in together the easier it is. Recycling should be an option, I don't want government legislation mandating what we have to recycle.
- Why do they not do curbside recycling of microwaves, TVs and computers? Then I would be able to get rid of some of this stuff.
- With the yard waste and recycling containers...we need more containers -a separate food waste container is what we want and would increase our recycling.
- You could open up more recycling spots so I don't have to drive so far.
- You guys are doing a good job.
- You need to lower your rates so everyone has access to the service or a scaled rate.
- You're doing a great job guys. Keep it up.

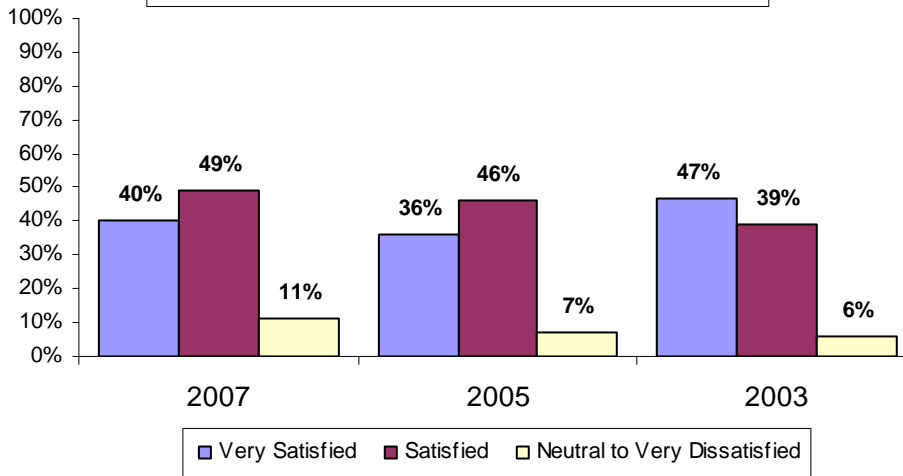
APPENDIX B. GRAPHICAL SUMMARY



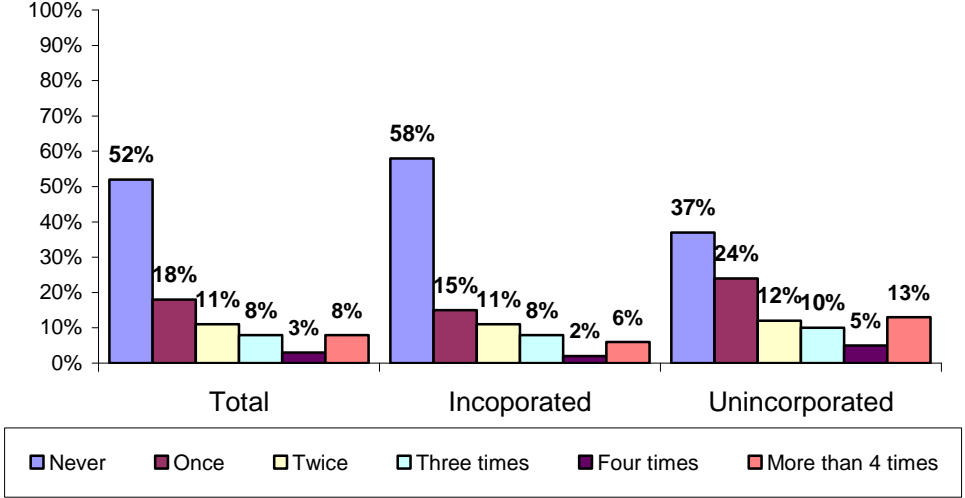
Curbside Garbage Service
How satisfied are you with your garbage service?
Would you say you are...
(Incorporated areas)



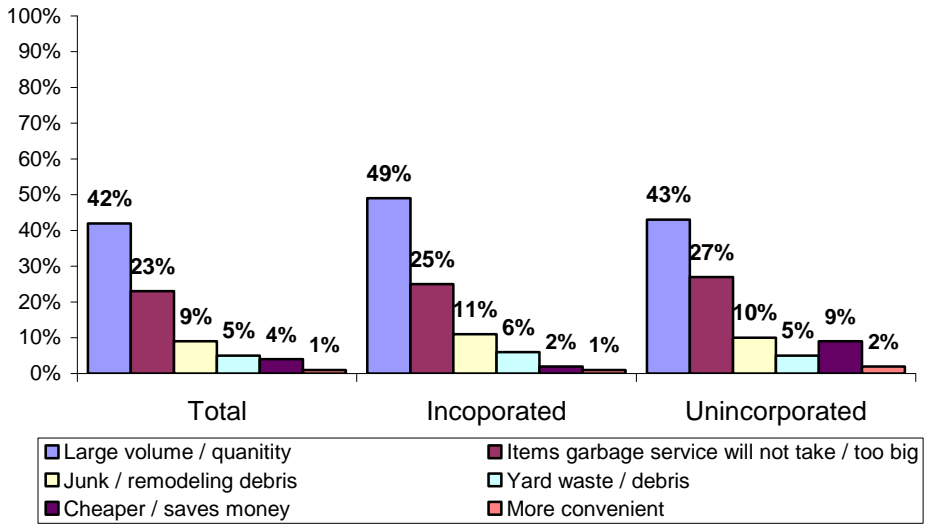
Curbside Garbage Service
How satisfied are you with your garbage service?
Would you say you are...
(Unincorporated areas)



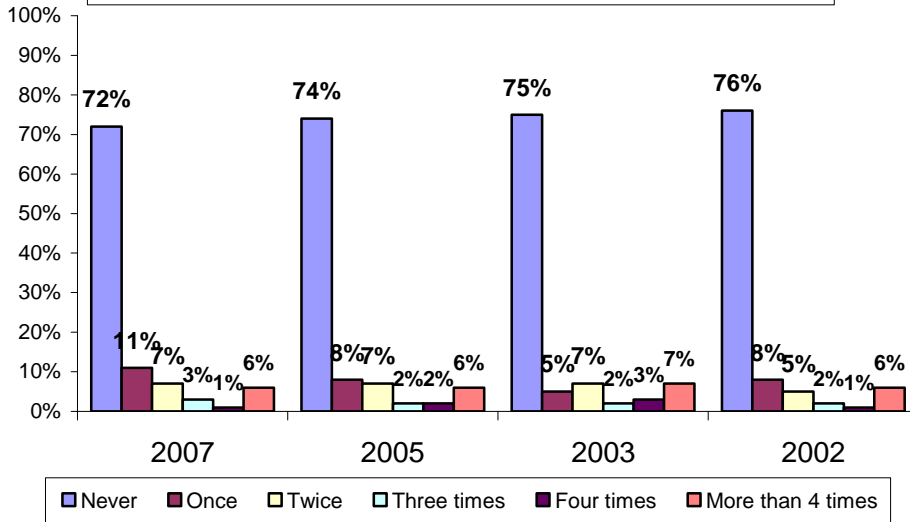
Transfer Stations
*How many times in the past year did you or someone from your household take your garbage to a transfer station?
(Incorporated versus Unincorporated areas)*



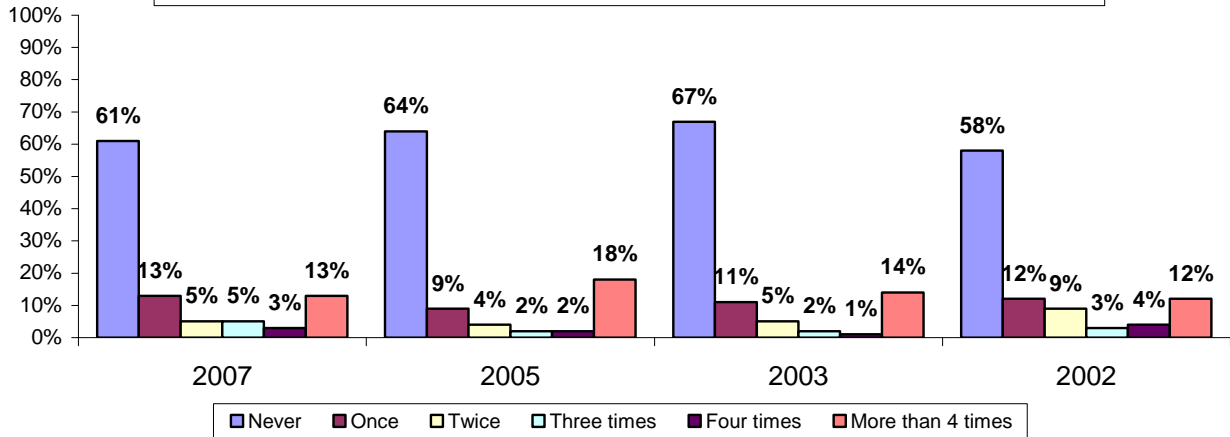
Transfer Stations
*What is the main reason you take household garbage yourselves to a transfer station or landfill?
(Incorporated versus Unincorporated areas)*



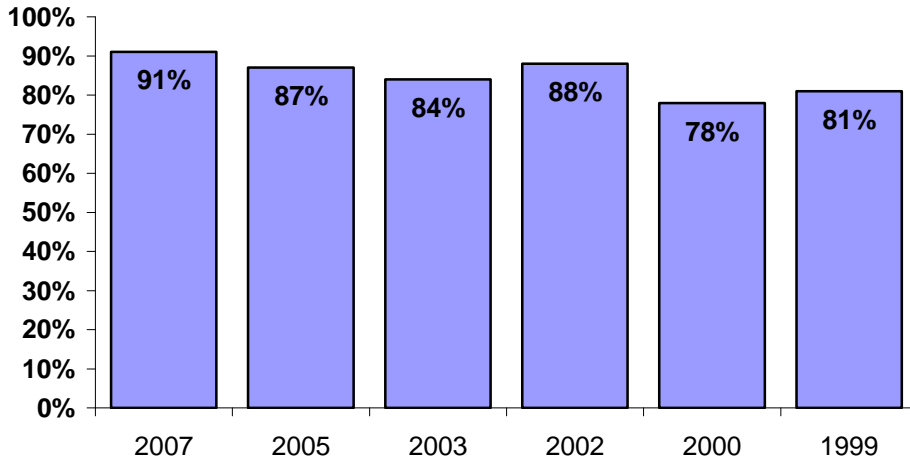
Transfer Stations
*How many times in the past year did you or someone from your household take materials to the recycling areas at the transfer station?
 (Incorporated areas)*



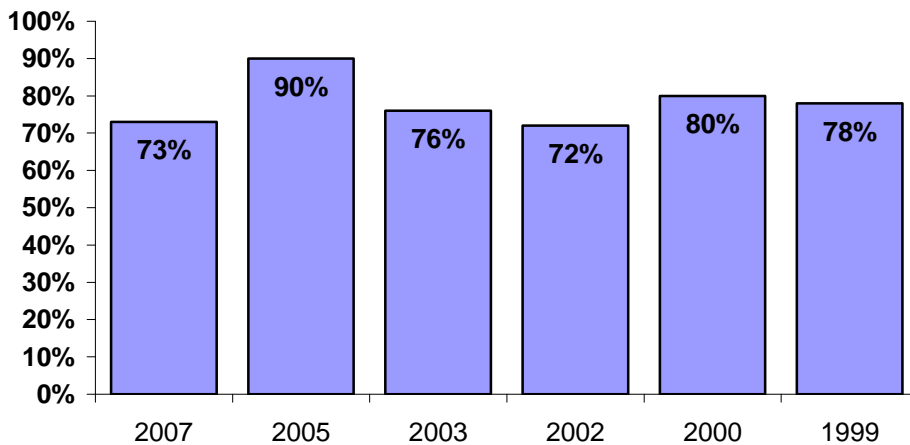
Transfer Stations
*How many times in the past year did you or someone from your household take materials to the recycling areas at the transfer station?
 (Unincorporated areas)*



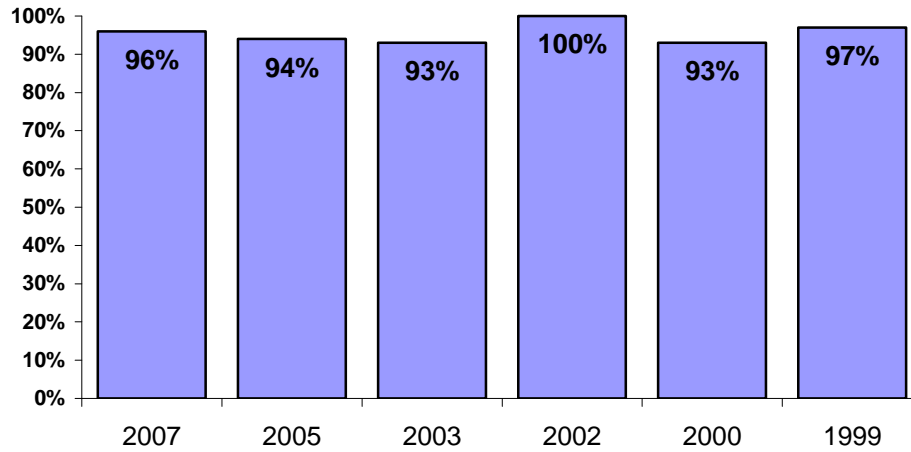
Curbside Recycling Service
Do you have curbside recycling service at your home?



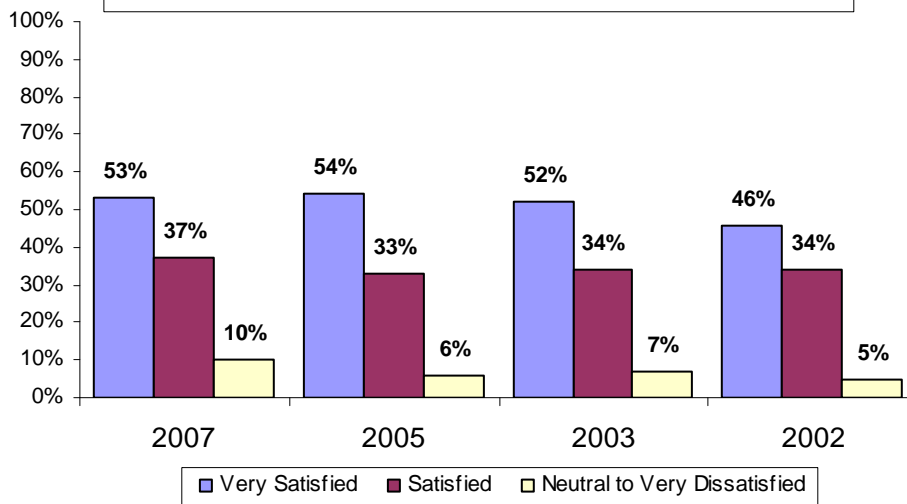
Multi-Unit Building Recycling Service
Does your building currently have recycling services available?



Curbside Recycling Service
Do you use the recycling service at your building?

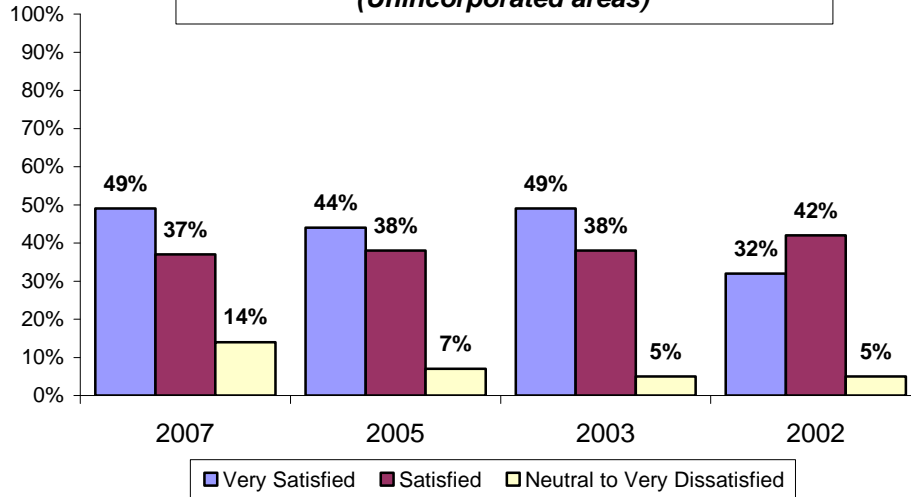


Curbside Recycling Service
How satisfied are you with your curbside recycling service?
(Incorporated areas)



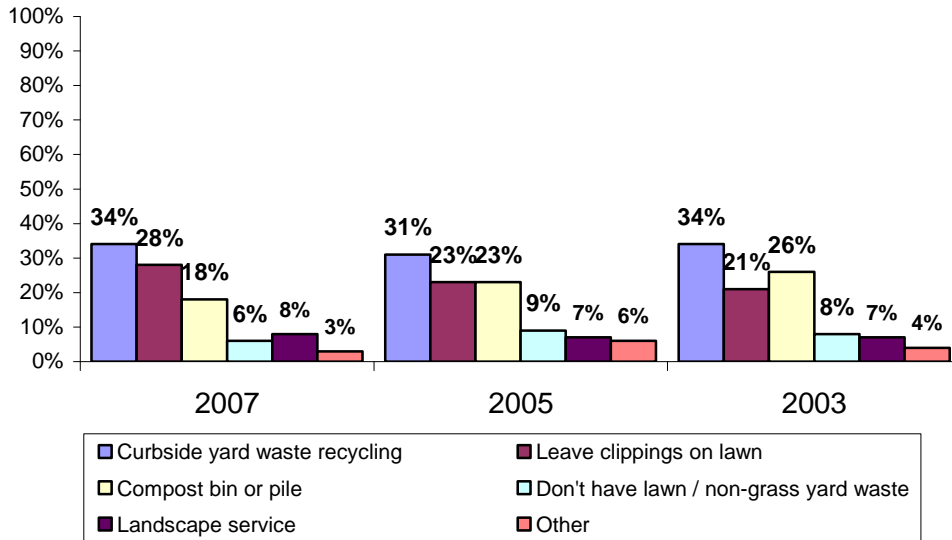
Curbside Recycling Service

*How satisfied are you with your curbside recycling service?
(Unincorporated areas)*

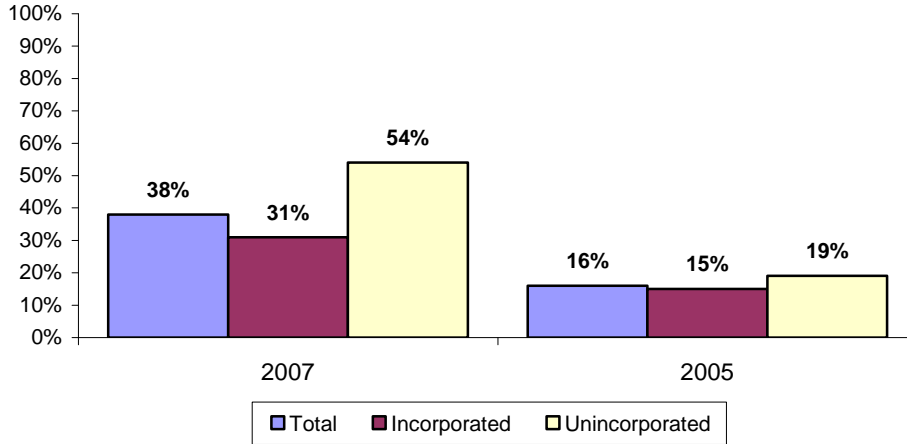


Yard Maintenance and Waste Handling

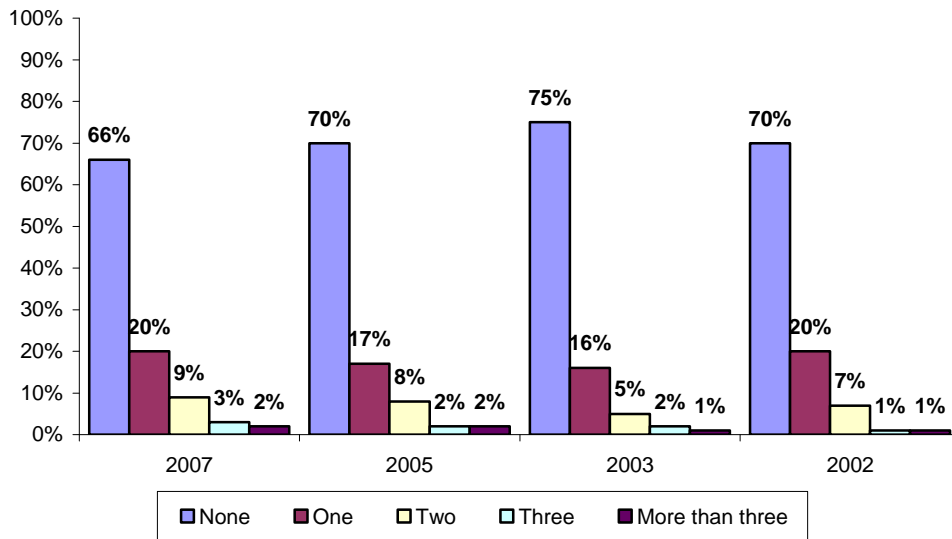
What does your household most often do with grass clippings/brush trimmings, leaves and other yard waste besides grass?



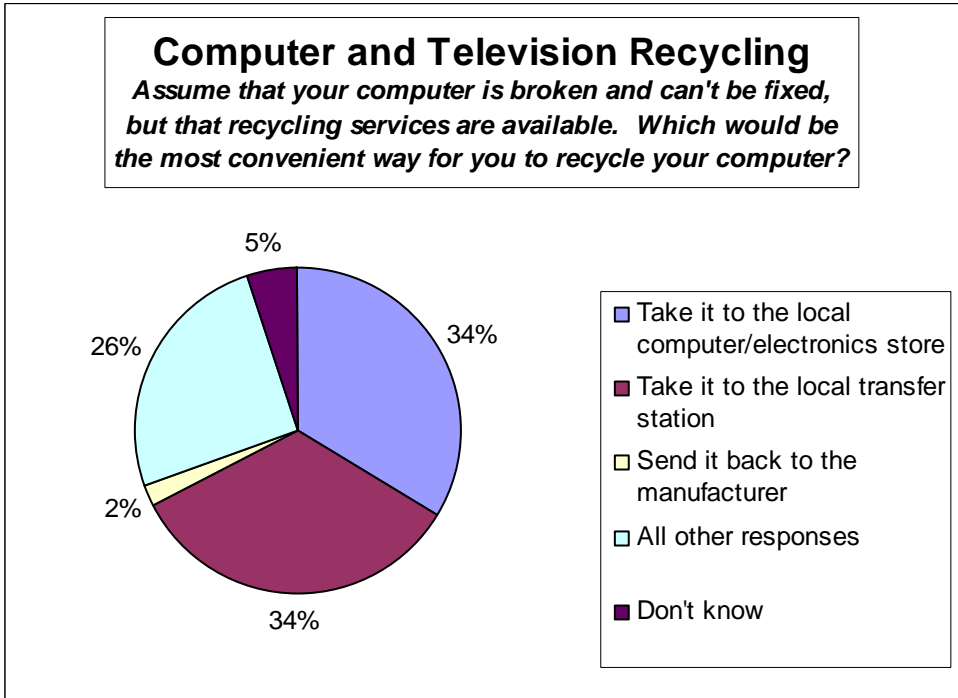
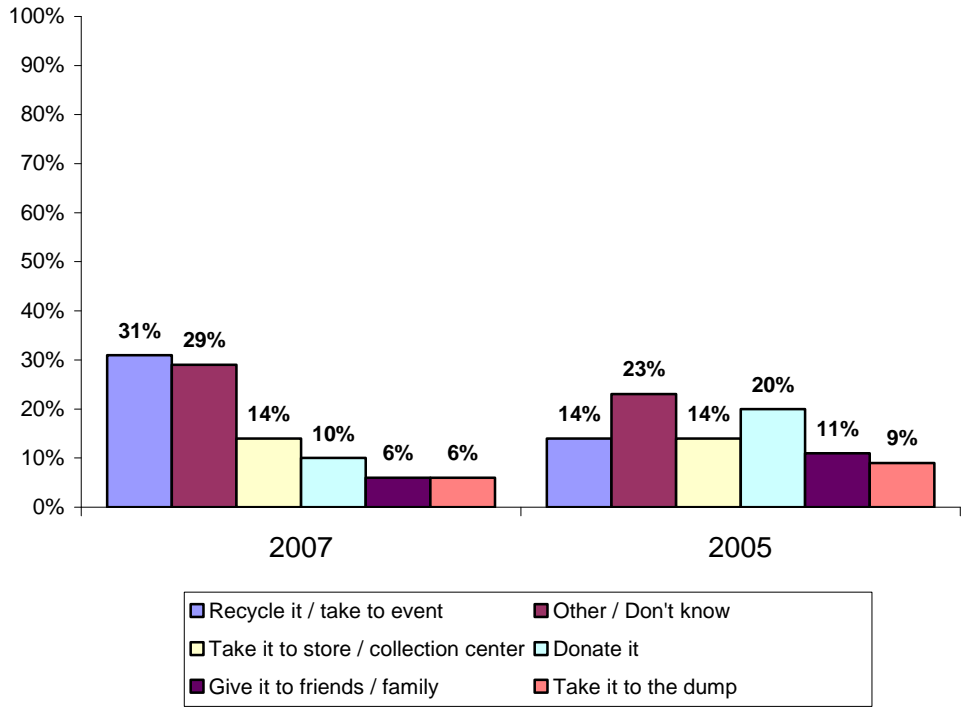
Yard Maintenance and Waste Handling
*Do you compost your yard waste/
 food waste (such as vegetable scraps) at home?
 (Yes responses)*



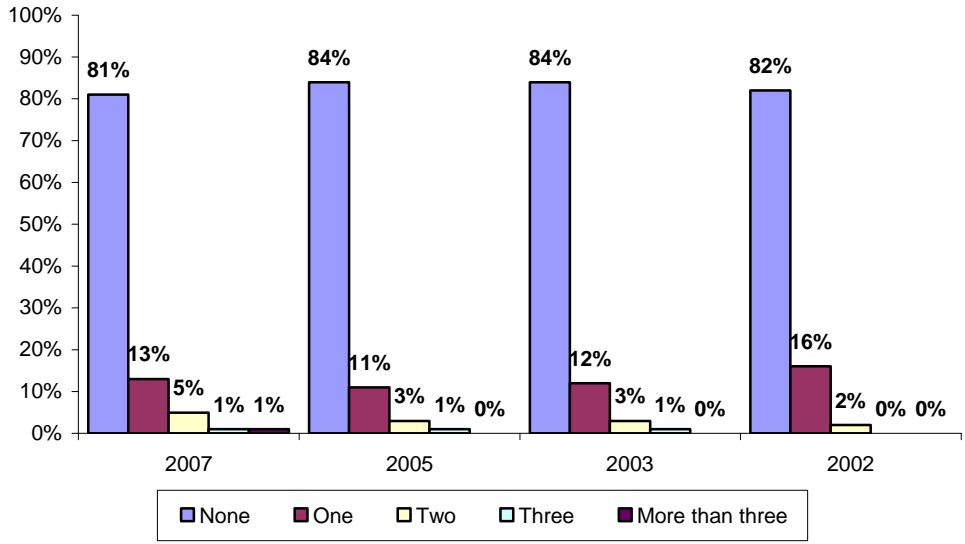
Computer and Television Recycling
*Do you have any computers at home that you no longer
 use and are currently storing? If so, how many?*



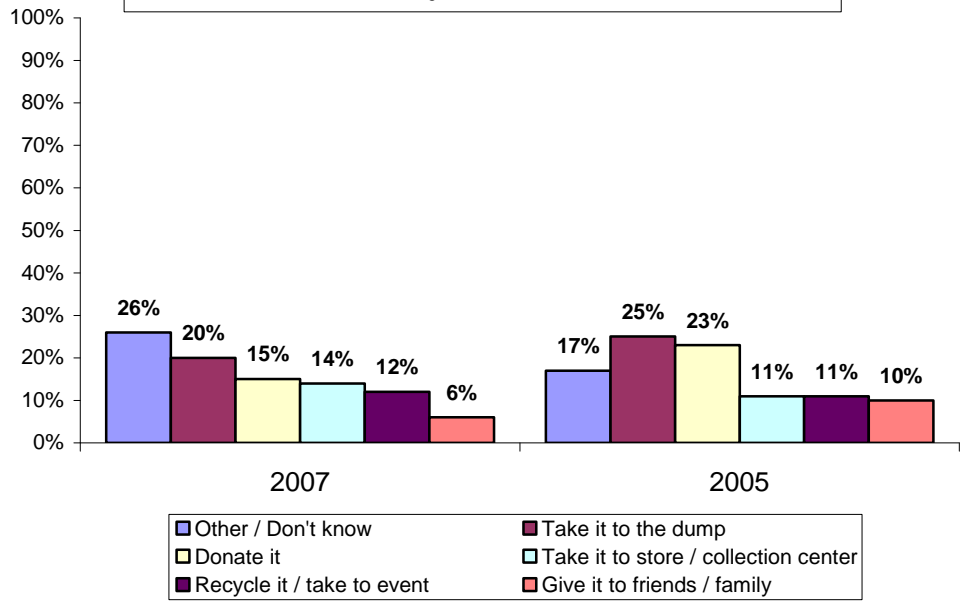
Computer and Television Recycling
If you needed/planned to get rid of an unwanted computer, what would you do with it?



Computer and Television Recycling
Do you have any televisions at home that you no longer use and are currently storing? If so, how many?

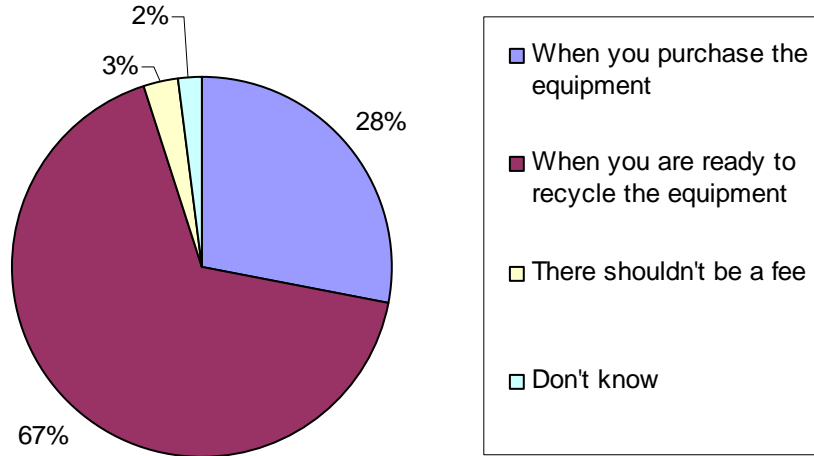


Computer and Television Recycling
If you needed to get rid of an unwanted television, what would you do with it?



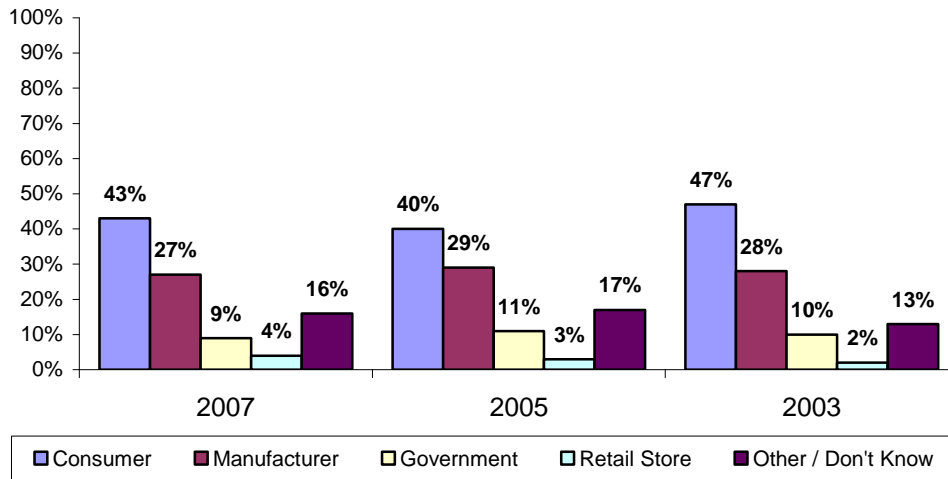
Computer and Television Recycling

If a small fee was charged for recycling your broken or outdated electronic equipment, would you prefer to pay the fee...



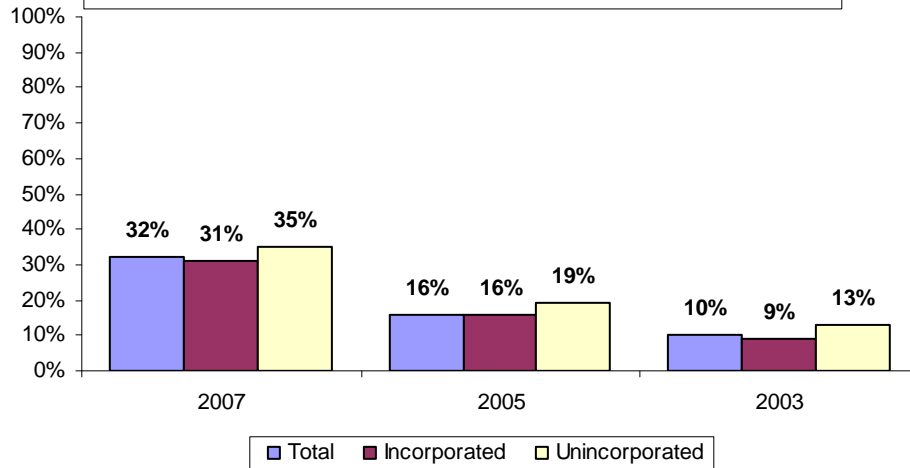
Computer and Television Recycling

Who do you think should pay to make sure these products are safely recycled or disposed?



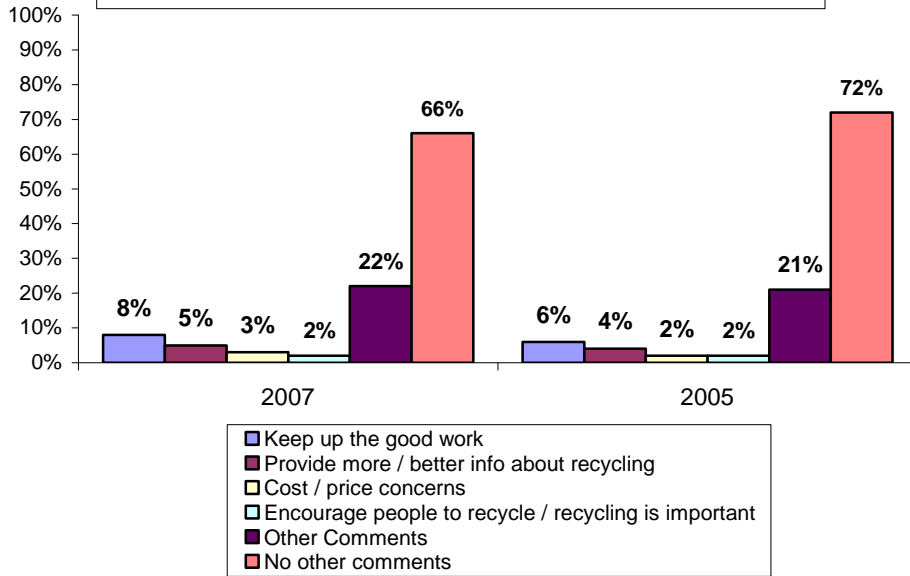
Internet Use

*Have you visited King County's Website to obtain information about garbage service and recycling?
('Yes' responses - Incorporated versus Unincorporated areas)*



Respondent Profiles

Did you have any final comments you would like to pass along to the King County Solid Waste Division?



APPENDIX C. STUDY METHODOLOGY

The overall purpose of this research is to explore behaviors and attitudes about household waste disposal, recycling and waste reduction among residents of King County for the King County Solid Waste Division. Applied Research Northwest of Bellingham, Washington, conducted a telephone study of 600 adult residents of King County. Respondents resided in both incorporated and unincorporated areas of the county, but excluded those who live in the City of Seattle. The following table shows the results of each call.

Outcome of Call	Number of calls
Interviews completed	600
Call back/Respondent not available	50
No Answer/Answering machine/Voicemail	521
Busy signal	7
Disconnect/Fax/Blocked number	4,438
Business number	189
Initial refusal	99
Communication barrier	35
Midway terminate	4
Do not qualify – Not a King County resident	26
Do not qualify – Has City of Seattle service	19
Do not qualify – Not responsible for waste disposal	7
Quota full – Age	59
Quota full – Gender	32
Quota full – Geographic area	8

Changes made to the 2003 questionnaire are outlined in the following table. The table is organized so changes can be tracked since the 1997 study to 2007 and is based on questions as reported in the final report documents for each study. The first column lists the question number. To the right is the question. Each of the following columns shows which questions, those marked with an “x,” were included in each year’s survey. If that question was asked in a different order or if there was a wording change, that is noted in these columns.

Figure C-1. Changes to Survey Questions: 1997 to Present

Q #	Question (verbatim)	1997	1998	1999	2000/ 2001	2002	2003	2005	2007
S1	For this study, I need to speak to someone age 18 or older who handles garbage and recycling in your household. Would that be you?	x	x	x	x		x	x	x
Q1	What is your age?	Q100	Q100	Q .60	Q .6	x	x	x	x
Q2	Record gender (not a question)	S1	S2	Q .9	Q .9	x	x	x	x
Q3	Does your household pay its garbage bill to the City of Seattle?	Q1	Q1	Q1	Q1	x	x	x	x
Q4	Do you live in a city or town, or an unincorporated area of King County?	Q2	Q2	Q2	Q2	x	x	x	x
Q5	In what city or town do you reside? (SPECIFY)	Q3	Q3	Q3	Q3	x	x	x	x
Q6	Just to verify, what is the ZIP code where you live?	Q5	Q5	Q5	Q5	x	x	x	
Q7	Do you own or rent your residence?	x	x	x	x	x	x	x	x
Q8	Is your home a...	x	x		x		x	x	x
Q9	Including yourself, how many adults age 18 or older live in your household?			x		x			
Q9.1	How many individuals, both children and adults, live in your household?								x
Q10	Do you have garbage picked up at your home or building by a garbage service?	x	x	x	x	x	x	x	x
Q11	How satisfied are you with your garbage service? Would you say you are...	x	x	x	x	x	x	x	x
Q12	How many times in the past year did you or someone from your household take your garbage to a transfer station?	x	x	x	x	x	x	x	x
Q13	What is the main reason you take household garbage to a to a transfer station?	x	x	x	x		x	x	x
Q #	Question (verbatim)	1997	1998	1999	2000/ 2001	2002	2003	2005	2007

Q13.1	In 2005, the City of Seattle banned recyclables from the garbage. In King County, about half of the waste currently landfilled could be recycled. How supportive would you be of a similar ban to increase recycling where you live?								x
Q14	Have you ever contacted your garbage collection company to see if they would pick up those items instead of hauling them to a transfer station or landfill yourself?	x							
Q15	How satisfied are you with the garbage service at the transfer station? Would you say you are...	x	x	x	x	x			
Q15.5	How many times in the past year did you or someone from your household take materials to the recycling areas at the transfer station?		x	x	x	x	Q15	Q15	x
Q.15.7	Which materials did you take to the transfer station for recycling?					x			
Q16	How satisfied are you with the recycling service at the transfer station? Would you say you are...	x	x	x	x				
Q17	What improvements would you like to see to the recycling services offered by your transfer station?	x	x	x	x				
Q17a	What hours of operation would you like to see available at your transfer station?		x	x	Q17.5				
Q17b	If the recycling services at your transfer station were expanded to accept a wider variety of items and types of materials, how willing would you be to pay \$5 per visit, in addition to the current transfer station fee, to use the recycling services?		x						
Q #	Question (verbatim)	1997	1998	1999	2000/ 2001	2002	2003	2005	2007

Q18	About how often does someone from your household take garbage, recyclables or both to the transfer station or landfill? Would you say...	x	x	x	x				
Q19	When someone from your household goes to a transfer station for disposal, what kind of materials do they take?	x	x	x	x				
Q20	How willing would you be to pay an additional \$2 per month for garbage collection service if the fee included a once a year pick up of bulky items?	x							
Q20	How often would someone from your household use a container at the transfer stations to collect household items for reuse?			x					
Q21	Do you participate in recycling service at your home?	x	x	x	x	x	x	x	x
Q22	Why do you choose not to participate?	x	x	x	x	x	x		x
Q23	How satisfied are you with your curb or alley recycling service?	x	Q23a	x	x	x	x	x	x
Q23b	What improvements, if any, would you make to the services provided by your curbside recycling service?		x	Q23.9					
Q23.1	In your opinion, other than collecting additional materials, what changes to your curb or alley recycling service would allow you to recycle more than you currently do?								x
Q23.2	Over time, have you seen your household recycle less?			x					
Q23.4	Why is that?			x					
Q24	Does your building currently have recycling services available?	x	x	x	x	x	x	x	x
Q25	Do you use the recycling service at your building?	x	x	x	x	x	x	x	x
Q #	Question (verbatim)	1997	1998	1999	2000/ 2001	2002	2003	2005	2007

Q26	Why do you choose not to recycle using the service at your building?	x	x	x	x	x	x		x
Q27	How satisfied are you with your building's recycling services?	x	x	x	x	x	x	x	
Q28	What improvements, if any, would you make to the recycling services offered at your building?		x	x	x				
Q28	Why do you recycle?	Q34	Q34	Q34	Q34	x		x	x
Q29.1	What plastic items can be recycled in your curbside recycling program?				x				
Q29.4	What paper items can be recycled in your curbside recycling program?				x				
Q30	From what you understand, which of the following items can be recycled in your curbside recycling program?	x	x	x	x	x	x		
Q30.1	To what extent do you agree with the following statement: "I have received enough information so that I know which materials I can recycle at home."							x	
Q30.5	From what you understand, can the following items be properly disposed of by flushing them down the toilet?					x			
Q30.9	When you think of government entities that are working to improve the environment in the local area, which agencies or organizations come to mind?				x				
Q31	Now I'm going to read some statements about preparing items for recycling. After I read each one, please tell me to the best of your knowledge if the statement is true or false.	x	x	x					
Q31	For each of the following activities, please tell me yes or no whether you think King County provides that service...				x	Q31.1			
Q #	Question (verbatim)	1997	1998	1999	2000/ 2001	2002	2003	2005	2007

Q31.2	Do you think recycling service, garbage disposal, sewage treatment, storm water management and the like help to protect our environment?					x			
Q31.3	How satisfied are you with King County's work in providing environmental service, including recycling, garbage disposal, sewage treatment, and storm water management?					x			
Q31.6	Have you heard of the Wastemobile?				Q31.69	x			
Q31.6	Have you heard of the computer recovery program?				x				
Q31.63	Have you heard of the Grasscycling events?				x				
Q31.66	Would you be interested in having other products -- such as compost, organic fertilizer, native plants, and compost bins - - offered at these events?				x				
Q31.7	Have you heard of King County's Special Recycling events, which accept tires, appliances, furniture, wood, and other items for recycling? (Recyclable Collection Events)				Q31.72	x		x	
Q31.8	Have you taken part in Special Recycling Events in the past 12 months?				x				
Q31.85	Why have you not taken part in a special recycling event in the past 12 months?				x				
Q31.9	Where would you rather take your hazardous household products for disposal: a mobile facility that travels to your area for a few days of the year, or to a transfer station with regularly scheduled hours each week?				x	x			
Q #	Question (verbatim)	1997	1998	1999	2000/ 2001	2002	2003	2005	2007

Q32	Have you ever had contact with staff from King County's Solid Waste Division, such as on the phone, at a special event, or at a transfer station?				Q23.5	x	x	x	
Q32.1	How often does your household engage in the following activities?	Q32	Q32	Q32	x				
Q32.2	How satisfied were you with the level of customer service you received? Would you say you were...				Q23.6	x	x	x	
Q32.3	Do you have a curb or alley collection service for your yard waste?							x	x
Q32.4A	Does your yard waste collection service include the option to put food waste in the cart?							x	x
Q32.4B	Some communities in King County have yard waste and food waste collected every week and others have it collected every other week. If you had yard waste and food waste collected every week, how satisfied would you be if your garbage was picked up every other week?								x
Q32.5	Do you typically include food waste with your yard waste collection?							x	
Q32.5	Have you ever put food waste in your collected yard waste cart?								x
Q32.5A	What kinds of food waste do you regularly include in your yard waste collection cart?								x
Q32.5B	Considering all the food waste you need to dispose of, how much of the total do you put in your collected yard waste cart?								x
Q32.5C	What do you do with the food waste that you do not put in your collected yard waste cart?								x
Q #	Question (verbatim)	1997	1998	1999	2000/ 2001	2002	2003	2005	2007

Q32.5D	Why do you not place all of your food waste in your collected yard waste cart?								x
Q32.5E	How do you contain food waste in your kitchen prior to putting it in the yard waste cart?								x
Q32.6	What is the main reason you don't include food waste with your yard wastes?							x	x
Q32.7	If you had the option to do so, would you include food waste in your yard waste collection bin?							x	
Q32.7A	Have you ever put paper or cardboard in your collected yard waste cart?								x
Q32.7B	What types of paper or cardboard have you put in your collected yard waste cart?								x
Q32.7C	If you had the opportunity, would you use compost made from food waste for your lawn and garden?								x
Q32.7D	Why would you not use compost made from food waste?								x
Q33	What have you done, if anything, to reduce the amount of junk mail you receive?	x	x	x					
Q33	Does your home have its own yard?					x			
Q34	Does your yard include a grass lawn?					x			
Q34.1	Has someone in your household or a landscaper that you've hired ever applied compost to the surface of your lawn to improve the soil?					x			
Q34.2	How often?					x			
Q35	Is your household signed up for yard waste pick up at your residence?	x	x	x					
Q35	Does your home have a vegetable or flower garden or other planting beds?					x			
Q #	Question (verbatim)	1997	1998	1999	2000/ 2001	2002	2003	2005	2007

Q35.1	Has someone in your household or a landscaper ever mixed compost into your garden beds to improve the soil?					x			
Q35.2	How often?					x			
Q36	What else does your household do with its yard waste?	x	Q36a	x	x				
Q36	What does your household do most often with grass clippings from your lawn?					x	x	x	x
Q36.1	How often do you use curbside yard waste pickup service?				x		x		
Q36.1	What does your household do most often with brush trimmings, leaves, and other yard waste besides grass?							x	
Q36.15	How often do you mulch?				x				
Q36.20	How often do you compost?				x				
Q36.25	How often do you use a mulching mower?				x				
Q36.3	Do you compost food waste, such as vegetable scraps, at home?					x	x	x	
Q36.30	How often do you use a lawn service/have others haul it away?				x				
Q36.35	How often do you dump on your own property?				x				
Q36.40	How often do you haul to a transfer station be recycled?				x				
Q36.45	How often to you haul to a transfer station to be thrown away?				x				
Q36.5	Why does your household choose not to compost its yard waste at home?					x			
Q36.5	Do you ever compost your yard waste at home?		Q36b	x		Q36.2	Q36.2	Q36.2	Q36.2
Q36.2A	How often do you compost your yard waste at home?								x
Q36.50	How often do you burn it?				x				
Q #	Question (verbatim)	1997	1998	1999	2000/ 2001	2002	2003	2005	2007
Q36.55	How often do you dispose with regular				x				

	garbage?								
Q36.60	How often do you recycle?				x				
Q36.8	How much would you be willing to pay each month to recycle your food waste?				x				
Q37	Approximately what percentage of your grass clippings are left on your lawn?				x				
Q37	Approximately what percentage of your yard waste do you compost?	x	x	x					
Q37	Do you compost at home using a compost bin?		Q38a	Q38	Q38	x			
Q37.4	How long have you had your current compost bin?					x			
Q37.6	About how often do you use your compost bin to handle your yard waste?					x			
Q38	Have you ever purchased a compost bin from a government agency (city, county, etc.)?	x	Q38b	Q38.2	Q38.2	Q37.2			
Q39	Why doesn't your household compost any of its yard waste?	x	x	x	x				
Q40	Would you be willing to separate you food waste from your other garbage for curbside collection?				Q36.7	x	x		
Q40a	How likely would you be to compost your yard waste if the local government provided a compost bin and instructions for \$10?	Q40	x						
Q40b	How likely would you be to buy a compost bin, to either supplement or replace what you use now, if the local government provided a compost bin for just \$10?		x						
Q40c	Do you own farm animals, such as horses, cows, sheep, or goats?		x						
Q #	Question (verbatim)	1997	1998	1999	2000/ 2001	2002	2003	2005	2007
Q40d	What do you currently do with your animal manure?		x						

Q40e	Are you aware that in 1999 the King County Livestock Management Ordinance will require you to manage that manure?		x						
Q40f	Given that you will be required to manage the manure, how likely would you be to sign up for service similar to garbage collection where you would pay to have the manure hauled away?		x						
Q40g	Will you be composting manure on-site?		x						
Q41	What other programs, besides your regular curbside recycling service, have you heard of that help you recycle or reduce waste?		x	x					
Q41	Do you have a computer at home?					x			
Q42	(FOR EACH MENTIONED IN Q41...) Please describe...		x	42.2-42.7					
Q42	Do you have any computers at home that you no longer use and are currently storing? If so, how many?			Q66	Q65	x	x	x	x
Q42	Have you heard of "Waste Free Holidays"?	Q51	x	Q43			Q72	Q72	
Q43	Have you heard of "Greenworks"?	Q52	x						
Q43	If you needed to get rid of an unwanted computer, what would you do with it?					x	x	x	x
Q43.1	How would you recycle an unwanted computer?							x	
Q43.5	Assume that your computer is broken and can't be fixed, but that recycling services are available. Which would be the most convenient way for you to recycle your computer?						x	x	x
Q #	Question (verbatim)	1997	1998	1999	2000/2001	2002	2003	2005	2007
Q43.6	Have you ever heard of King County special recycling events?	Q53		x					
Q.44	How many televisions do you have at				Q65.1	x			

	home?								
Q.44a	Have you ever heard of the Wastemobile?		x	Q43.4					
Q.44b	Have you ever heard of the Materials Exchange at the Wastemobile?		x						
Q.44c	Have you ever heard of King County special recycling events?		x	Q43.6					
Q45	Which of the following programs have you participated in?		x	Q45.1					
Q45	Do you have any TVs at home that you no longer use and are currently storing? If so, how many?					x	x	x	x
Q45.1	Which of the following programs have you ever used or participated in?			x					
Q45.15	Have you taken part in special recycling events in the past 12 months? Special recycling events			x					
Q45.16	Why have you not taken part in special recycling events in the past 12 months?			x					
Q45.2	Have you participated in Waste Free Fridays			x					
Q45.25	Have you taken part in Waste Free Fridays in the past 12 months?			x					
Q45.26	Why have you not taken part in Waste Free Fridays in the past 12 months?			x					
Q45.4	Have you used or taken part in the Wastemobile?			x					
Q45.45	Have you taken part in the Wastemobile in the past 12 months?			x					
Q45.46	How often do you use the Wastemobile?			x					
Q45.47	Why have you not used the Wastemobile in the past 12 months?			x					
Q #	Question (verbatim)	1997	1998	1999	2000/ 2001	2002	2003	2005	2007
Q.45a	(FOR EACH "NO" RESPONSE IN Q45, ASK:) Why not?		x	Q46.1-46.4					

Q.46	How did you hear about...		x	47.1-47.4					
Q46	If you planned to get rid of an unwanted TV , what would you do with it?					x	x	x	x
Q46.1	How would you recycle an unwanted TV?							x	
Q47	TVs, computers, and some electronics have parts that can harm the environment if they are improperly disposed. Who do you think should pay for making sure these products are safely recycled or disposed?			Q68	Q66	x	x	x	x
Q47.5	If a small fee was charged for recycling your broken or outdated electronic equipment, would you prefer to pay the fee...?						x	x	x
Q48	Are you connected to the Internet at home, work or school?			x	x	x			
Q48.1	How often do you use the Internet?			x					
Q48.2	How many hours a week do you, yourself, use the internet?				x				
Q48.5	Do other members of your family use the Internet?			x	x				
Q48.6	How often do they use the Internet?			x	x				
Q48.6	Are other members of your household connected to the Internet at home, work or school?				x	x			
Q49	Would you like to receive information about waste reduction, recycling, and other conservation related topics through the Internet?			x					
Q49	Have you ever visited the King County website?			Q49.5	x	x	x		
Q #	Question (verbatim)	1997	1998	1999	2000/2001	2002	2003	2005	2007
Q49.5	In the past two years, have you visited King County's website to obtain					x	x	x	x

	information about garbage service and recycling?								
Q50	How do you get new information about waste reduction, recycling, and other conservation related topics?			x					
Q50	What type of garbage service and recycling information would interest you in visiting King County's website?				x				
Q51	Would you be interested in signing up to receive periodic e-mails from King County regarding conservation-related issues?				x				
Q51.5	How would you like to sign up to receive these messages?				x				
Q52	How satisfied are you with the quality of information you receive about waste management, waste reduction and recycling?				x	x			
Q53	What do you think King County government should do to encourage waste reduction and recycling?				x	x		x	
Q53.1	King County has established a goal for its citizens and businesses called Zero Waste of Resources. The goal means that by year 2030, nothing recyclable would be disposed in a landfill. How supportive of this goal are you?							x	
Q54	Would you say the amount of information on recycling and waste reduction you receive now is...(quantity?)		x	x					
Q54	What other community programs or events that promote waste reduction can you think of?	x	Q41						
Q #	Question (verbatim)	1997	1998	1999	2000/ 2001	2002	2003	2005	2007
Q55	Which of these programs have you participated in?	x							

Q56	Why have you never brought recyclables to the King County sponsored collection events?	x							
Q56	How do you get new information about waste reduction, recycling, and other conservation related topics?		x	Q50					
Q57	Do you or your spouse/partner change your own motor oil at home or have it changed by a gas station, quick-lube place, or auto parts store?	x							
Q58	How have you, or do you plan, to dispose of the used motor oil?	x							
Q59	In the past year, did you or anyone in your household buy any paint, stains, or paint remover?	x							
Q59.1	Do you currently have latex paint stored in your household?								x
Q59.2	How many gallons of latex paint do you currently have stored?								x
Q59.3	Why do you store your leftover latex paint?								x
Q59.4	If you wanted to get rid of leftover latex paint, what would you do with it?								x
Q59.5	King County currently accepts leftover latex paint as a hazardous waste at the Wastemobile and Factoria Haz Shed. If latex paint were no longer accepted at these programs, how would you get rid of your latex paint?								x
Q60	What type of paint, stains, or paint remover did you buy?	x							
Q #	Question (verbatim)	1997	1998	1999	2000/ 2001	2002	2003	2005	2007
Q61	How did you, or do you plan to dispose of any leftover paint, stain, or paint remover?	x							

Q62	Would you say the amount of information on recycling and waste reduction you receive now is...	x	Q54						
Q63	What recycling topics, if any, would you like to learn more about?	x	x	x					
Q64	What ways would you prefer to get new information about waste reduction and recycling on topics ranging from collection events to education materials?	x							
Q65	How important do you believe it is for King County governments to play an active role, allocating time and resources , to encourage recycling efforts throughout the County?	x	x	x					
Q66	Who do you believe should own and bear the cost of operating local recycling and composting facilities?	x							
Q67	Please tell me how strongly you agree with the following statement: "All citizens and businesses should bear the cost of recycling efforts in our area whether they recycle or not."	x							
Q67	How much would you be willing to pay to recycle your computers that you no longer use and are currently storing?			x					
Q69	Please tell me if you think litter and illegal garbage dumping is a problem in your community.			x	x	x			
Q70	Please tell me if you would prefer local governments to use resources to clean up litter and illegal dumpsites or to provide preventative educational programs.			x					
Q #	Question (verbatim)	1997	1998	1999	2000/ 2001	2002	2003	2005	2007
Q70	Do you know who to call to report illegal dumping?				x				
Q.71	Who would you call?				x				

Q73	Q73 Currently, a combination of local government and private garbage companies handle the disposal of your garbage. In the future, would you prefer.. that the disposal of your garbage be handled by...						x		
Q100	What is your age?	x	x						
Q102	How many years have you lived at your present residence?	x	x	x	x	x	x	x	x
Q103	Including yourself, how many adults 18 years of age or older live in your household?	x	x	x	x				
Q104	How many children under the age of 18 live in your household? (number age 10 and under, number age 11-18)	x	x	x	x	Q9.1	Q9.1	Q9.1	
Q105	Which of the following best describes your combined annual household income?		x	x	x	x	x	x	x
Q106	What ethnic group best describes your background?	Q105	x	x	x	x	x	x	x
Q.107	Do you have any final comments you would like to pass along to the King County Solid Waste Division?			x	x	x	x	x	x
Q.109	And finally, just to verify, did I reach you by dialing...?			x	x	x	x	x	x

Added Questions – 2005

Q9.1: How many individuals, both children and adults, live in your household?

Q13.1: In 2005, the City of Seattle banned recyclables from the garbage. In King County, about half of the waste currently landfilled could be recycled. How supportive would you be of a similar ban to increase recycling where you live?

Q23.1: In your opinion, other than collecting additional materials, what changes to your curb or alley recycling service would allow you to recycle more than you currently do?

Q32.4B: Some communities in King County have yard waste and food waste collected every week and others have it collected every other week. If you had yard waste and food waste collected every week, how satisfied would you be if your garbage was picked up every other week?

Q32.5A: What kinds of food waste do you regularly include in your yard waste collection cart?

Q32.5B: Considering all the food waste you need to dispose of, how much of the total do you put in your collected yard waste cart?

Q32.5C: What do you do with the food waste that you do not put in your collected yard waste cart?

Q32.5D: Why do you not place all of your food waste in your collected yard waste cart?

Q32.5E: How do you contain food waste in your kitchen prior to putting it in the yard waste cart?

Q32.7A: Have you ever put paper or cardboard in your collected yard waste cart?

Q32.7B: What types of paper or cardboard have you put in your collected yard waste cart?

Q32.7C: If you had the opportunity, would you use compost made from food waste for your lawn and garden?

Q32.7D: Why would you not use compost made from food waste?

Q36.2A: How often do you compost your yard waste at home?

Q59.1: Do you currently have latex paint stored in your household?

Q59.2: How many gallons of latex paint do you currently have stored?

Q59.3: Why do you store your leftover latex paint?

Q59.4: If you wanted to get rid of leftover latex paint, what would you do with it?

Q59.5: King County currently accepts leftover latex paint as a hazardous waste at the Wastemobile and Factoria Haz Shed. If latex paint were no longer accepted at these programs, how would you get rid of your latex paint?

Deleted Questions – 2007

Q6: Just to verify, what is the ZIP code where you live?

Q27: How satisfied are you with your building's recycling services?

Q30.1: To what extent do you agree with the following statement: "I have received enough information so that I know which materials I can recycle at home."

Q31.7: Have you heard of King County's Special Recycling events, which accept tires, appliances, furniture, wood, and other items for recycling? (Recyclable Collection Events)

Q32: Have you ever had contact with staff from King County's Solid Waste Division, such as on the phone, at a special event, or at a transfer station?

Q32.2: How satisfied were you with the level of customer service you received? Would you say you were...

Q32.7: If you had the option to do so, would you include food waste in your yard waste collection bin?

Q36.1: What does your household do most often with brush trimmings, leaves, and other yard waste besides grass?

Q36.3: Do you compost food waste, such as vegetable scraps, at home?

Q42: Have you heard of "Waste Free Holidays"?

Q43.1: How would you recycle an unwanted computer?

Q46.1: How would you recycle an unwanted TV?

Q53: What do you think King County government should do to encourage waste reduction and recycling?

Q53.1: King County has established a goal for its citizens and businesses called Zero Waste of Resources. The goal means that by year 2030, nothing recyclable would be disposed in a landfill. How supportive of this goal are you?

Q104: How many children under the age of 18 live in your household? (number age 10 and under, number age 11-18)

Reworded Questions – 2005

Q13: "What is the main reason you take household garbage yourselves to a transfer station or landfill?" Changed to, "What is the main reason you take household garbage to a transfer station?"

Q32.3: "Do you subscribe to curbside collection service for your yard waste?" Changed to, "Do you have a curb or alley collection service for your yard waste?"

Q32.5: "Do you typically include food waste with your yard waste collection?" Changed to, "Have you ever put food waste in your collected yard waste cart?"

Q32.6: "Why don't you include food waste with your yard wastes?" Changed to, "What is the main reason you don't include food waste with your yard wastes?"

Q49.5: "Have you visited King County's website to obtain information about garbage service and recycling?" Changed to, "In the past two years, have you visited King County's website to obtain information about garbage service and recycling?"

APPENDIX D. TOPLINE REPORT

INTRO:

Hello, this is \$I from Applied Research Northwest. We are conducting a survey for King County and would like to include your household's opinions. For this study, I need to speak to someone age 18 or older who handles garbage and recycling in your household. Would that be you?

N =	600	100%
Yes..... 01	600	100%
No -- "is that person available?" 02	0	0%

Q1:

What is your age? [enter exact number]

N =	600	100%
Refused..... 999	12	2%

Q2:

[Do not ask] Record respondent's gender.

N =	600	100%
Male..... 1	277	46%
Female 2	323	54%

Q3:

Does your household pay its garbage bill to the City of Seattle?

N =	600	100%
Yes..... 1	0	0%
No 2	582	97%
Do not pay my garbage bill (condo, apartment, etc.) 3	18	3%
Don't know / Refused (do not read)..... 9	0	0%

Q4:

Do you live in a city, town, or an unincorporated area of King County?

N =	600	100%
City or Town 1	424	70%
Unincorporated part of King County..... 2	172	29%
Don't Know (do not read)..... 7	4	1%
Refused (do not read) 9	0	0%

Q5:

In what city or town do you reside?

N =	424	100%
hit 'Enter' to record City/Town name..... Y	422	100%
Seattle 0	0	0%
Don't Know (do not read)..... 7	0	0%
Refused (do not read) 9	2	0%

Q7:

Do you own or rent your residence?

N =	600	100%
Own	495	83%
Rent	102	17%
Other	0	0%
Don't Know (do not read)	0	0%
Refused (do not read)	3	1%

Q8:

Is your home a...

N =	600	100%
Single-household dwelling	498	83%
Building with 2, 3, or 4 units	29	5%
Building with more than 4 units	70	12%
Don't Know (do not read)	2	0%
Refused (do not read)	1	0%

Q9_1:

How many individuals--both children and adults--live in your household? [enter exact number]

N =	600	100%
Don't Know (do not read)	0	0%
Refused (do not read)	10	2%

INFO1:

Now I would like to ask you some questions about what your household does with its garbage.

N =	600	100%
hit 'Enter' to continue	600	100%

Q10:

Do you have garbage picked up at your place of residence by a garbage service?

N =	600	100%
Yes	561	93%
No	37	6%
Don't Know (do not read)	2	0%
Refused (do not read)	0	0%

Q11:

How satisfied are you with your garbage service? Would you say you are...

N =	561	100%
Very satisfied.....	239	43%
Satisfied.....	256	46%
Neither satisfied nor dissatisfied.....	41	7%
Dissatisfied.....	13	2%
Very dissatisfied.....	7	1%
Don't know (do not read).....	4	1%
Refused (do not read).....	1	0%

Q12:

How many times in the past year did you or someone from your household take your garbage to a transfer station? Would you say... [Definition of Transfer Station: King County does not have any dumps or landfills. Instead, there are places to drop off your garbage, which is then taken to a dump or landfill that is outside King County.]

N =	600	100%
Never.....	309	52%
Once.....	106	18%
Twice.....	65	11%
3 times.....	49	8%
4 times.....	18	3%
More than 4 times.....	49	8%
Don't know (do not read).....	3	1%
Refused (do not read).....	1	0%

Q13:

What is the main reason you take household garbage to a transfer station? [Do not read responses. Record one mention.]

N =	287	100%
Large volume/quantity.....	121	42%
Items garbage service will not take/too big.....	66	23%
Cheaper/saves money.....	12	4%
Yard waste/debris.....	14	5%
Junk/remodeling debris.....	27	9%
More convenient.....	3	1%
No garbage service in area.....	2	1%
Not enough garbage for regular pickup.....	5	2%
Dispose of hazardous waste.....	10	3%
Other -- specify.....	26	9%
Don't know (do not read).....	1	0%
Refused (do not read).....	0	0%

Q13_1:

In 2005, the City of Seattle banned recyclables from the garbage. In King County, about half of the waste currently landfilled could be recycled. How supportive would you be of a similar ban to increase recycling where you live? Would you say...

N =	600	100%
Very supportive	288	48%
Supportive	181	30%
Neither supportive or unsupportive	40	7%
Unsupportive	37	6%
Very unsupportive	29	5%
Don't know (do not read)	12	2%
Refused (do not read)	13	2%

Q15_5:

How many times in the past year did you or someone from your household take materials to the recycling areas at the transfer station?

N =	600	100%
Never	410	68%
Once.....	68	11%
Twice	37	6%
3 times	21	4%
4 times	11	2%
More than 4 times	51	9%
Don't know (do not read)	1	0%
Refused (do not read)	1	0%

Q21:

Do you participate in a recycling service at your home?

N =	530	100%
Yes.....	480	91%
No	45	8%
Don't Know (do not read)	5	1%
Refused (do not read)	0	0%

Q22:

Why do you choose not to participate? [DO NOT READ LIST; RECORD MULTIPLE RESPONSES]

N =	46	100%
Service not available in my area..... 01	11	24%
Haul own recyclables	10	22%
Not interested in participating	2	4%
Costs too much	8	17%
No time/too much effort	1	2%
Don't have enough recyclables	1	2%
Reuse at home.....	0	0%
Need more information.....	1	2%
Donate to organizations.....	0	0%
Other -- specify..... 10	10	22%
Don't know (do not read)..... 77	2	4%
Refused (do not read)	0	0%

Q23:

How satisfied are you with your curb or alley recycling service?

N =	482	100%
Very satisfied.....	249	52%
Satisfied.....	178	37%
Neither satisfied nor dissatisfied.....	32	7%
Dissatisfied.....	19	4%
Very dissatisfied.....	2	0%
Don't know (do not read).....	0	0%
Refused (do not read).....	2	0%

Q23_1:

In your opinion, other than collecting additional materials, what changes to your curb or alley recycling service would allow you to recycle more than you currently do? [DO NOT READ LIST; RECORD MULTIPLE RESPONSES]

N =	480	100%
None/currently recycle everything.....	201	42%
Larger recycling cart.....	47	10%
More frequent recycling service.....	36	8%
More information about what I can recycle.....	24	5%
Other -- specify.....	104	22%
Don't know (do not read).....	63	13%
Refused (do not read).....	5	1%

Q24:

Does your building currently have a recycling service available?

N =	70	100%
Yes.....	51	73%
No.....	19	27%
Don't Know (do not read).....	0	0%
Refused (do not read).....	0	0%

Q25:

Do you use the recycling service at your building?

N =	51	100%
Yes.....	49	96%
No.....	1	2%
Don't Know (do not read).....	1	2%
Refused (do not read).....	0	0%

Q26:

Why do you choose not to recycle using the service at your building? [DO NOT READ LIST; RECORD MULTIPLE RESPONSES]

N =	1	100%
No time/too much effort	0	0%
No room to store recyclables in unit.....	0	0%
Recycling location not convenient	0	0%
Building recycling carts are full/too small.....	0	0%
Unsure where to recycle	0	0%
Unsure what materials to recycle.....	0	0%
Other -- specify.....	1	100%
No particular reason	0	0%
Don't know (do not read).....	0	0%
Refused (do not read)	0	0%

Q28:

Why do you recycle? [DO NOT READ LIST; RECORD MULTIPLE MENTIONS]

N =	529	100%
Good for the environment/conserves resources.....	275	52%
Economical/saves money	11	2%
Convenience/easy to do.....	19	4%
Civic responsibility/for future generation/kids.....	43	8%
Cut waste at landfills	49	9%
Re-use/reduce garbage/waste	35	7%
Habit/always do it.....	22	4%
The kids remind me/learn it at school.....	3	1%
Creates jobs/helps economy	0	0%
Required	13	2%
Get charged whether we use or not	3	1%
Other -- specify.....	47	9%
None/nothing	2	0%
Don't know (do not read).....	6	1%
Refused (do not know)	1	0%

Q32_3:

Do you have a curb or alley collection service for your yard waste?

N =	478	100%
Yes.....	347	73%
No	128	27%
Don't Know (do not read).....	3	1%
Refused (do not read)	0	0%

Q342A:

Does your yard waste collection service include the option to put food waste in the cart?

N =	347	100%
Yes.....	152	44%
No	120	35%
Don't Know (do not read).....	74	21%
Refused (do not read)	1	0%

Q324B:

Some communities in King County have yard waste and food waste collected every week and others have it collected every other week. If you had yard waste and food waste collected every week, how satisfied would you be if your garbage was picked up every other week? Would you say...

N =	152	100%
Very satisfied.....	5	9 6%
Satisfied.....	4	26 17%
Neither satisfied nor dissatisfied.....	3	11 7%
Dissatisfied	2	58 38%
Very dissatisfied	1	40 26%
Don't know (do not read).....	7	6 4%
Refused (do not read)	9	2 1%

INFO2:

Now I would like to ask you some questions about what your household does with its food waste.

N =	152	100%
hit 'Enter' to continue.....	Y	152 100%

Q32_5:

Have you ever put food waste in your collected yard waste cart?

N =	152	100%
Yes.....	1	103 68%
No	2	49 32%
Don't Know (do not read).....	7	0 0%
Refused (do not read)	9	0 0%

Q325A:

What kinds of food waste do you regularly include in your yard waste collection cart? [DO NOT READ LIST; RECORD MULTIPLE RESPONSES]

N =	103	100%
Vegetative materials	1	67 65%
Meats	2	5 5%
Dairy.....	3	2 2%
Bread	4	1 1%
Other -- specify.....	5	21 20%
Don't know (do not read).....	6	7 7%
Refused (do not read)	7	0 0%

Q325B:

Considering all the food waste you need to dispose of, how much of the total do you put in your collected yard waste cart? Would you say...

N =	103	100%
0 percent	7	7%
10 percent	37	36%
25 percent	14	14%
50 percent	12	12%
75 percent	17	17%
100 percent	15	15%
Don't know (do not read).....	1	1%
Refused (do not read)	0	0%

Q325C:

What do you do with the food waste that you do not put in your collected yard waste cart? [DO NOT READ LIST, RECORD MULTIPLE RESPONSES]

N =	89	100%
Garbage	38	43%
Down the sink/disposal/grinder.....	39	44%
Backyard compost pile	7	8%
Feed it to pet	1	1%
Other -- specify.....	4	4%
Don't know (do not read).....	0	0%
Refused (do not read)	0	0%

Q325D:

Why do you not place all of your food waste in your collected yard waste cart? [DO NOT READ LIST, RECORD MULTIPLE RESPONSES]

N =	87	100%
Smell/begins to smell bad/stink..... 01	10	11%
Mold/becomes moldy	0	0%
Prefer disposing of food waste using other methods..... 03	5	6%
Storage issue/do not have room for the container	1	1%
Afraid it would attract unwanted animals/insects (rats/bugs)..... 05	3	3%
Use food waste for other purposes (compost it/use as fertilizer)..... 06	1	1%
Do not have cart/bucket to store food waste at curb..... 07	2	2%
Feel yard waste and food waste should be separate	0	0%
Do not have much food waste	1	1%
It is too messy - general..... 10	6	7%
Not a habit of mine/haven't gotten into it	7	8%
It's a hassle/inconvenient/too difficult/too much work..... 12	8	9%
Consider it to be dirty/not clean	1	1%
Other -- specify..... 14	35	40%
Don't know (do not read)..... 77	7	8%
Refused (do not read)	0	0%

Q325E:

How do you contain food waste in your kitchen prior to putting it in the yard waste cart?
[DO NOT READ LIST; RECORD MULTIPLE RESPONSES]

N =	103	100%
Reusable kitchen container.....	32	31%
Paper bag.....	11	11%
Plastic bag.....	12	12%
Biodegradable and compostable bag	6	6%
Used milk carton/frozen food container	6	6%
Newspaper.....	1	1%
Other.....	31	30%
Don't know (do not read).....	4	4%
Refused (do not read)	0	0%

Q32_6:

What is the main reason you don't you include food waste with your yard wastes? [DO NOT READ LIST, RECORD ONE RESPONSE]

N =	49	100%
Smell/begins to smell bad/stink.....	4	8%
Mold/becomes moldy	0	0%
Prefer disposing of food waste using other methods (regular garbage/garbage disposal).....	6	12%
Storage issue/do not have room for the container/ no place to store food waste in kitchen/home.....	2	4%
Afraid it would attract unwanted animals/insects (rats/bugs).....	1	2%
Already use of food waste for other purposes (compost it/use as fertilizer)	2	4%
Do not have cart/bucket to store food waste/ never received container to store in.....	0	0%
Feel yard waste and food waste should be separate/ do not think it is a good idea to mix yard and food waste	1	2%
Do not have much food waste/not enough food waste to justify combining with yard waste.....	1	2%
It is too messy - general.....	1	2%
Not a habit of mine/haven't gotten into it	5	10%
It's a hassle/inconvenient/too difficult/too much work (not everybody in household does it/have to walk outside/have to separate waste).....	3	6%
Consider it to be dirty/not clean	0	0%
Other -- specify.....	23	47%
Don't know (do not read).....	0	0%
Refused (do not read)	0	0%

Q327A:

Have you ever put paper or cardboard in your collected yard waste cart?

N =	152	100%
Yes.....	61	40%
No.....	89	59%
Don't Know (do not read).....	1	1%
Refused (do not read)	1	1%

Q327B:

What types of paper or cardboard have you put in your collected yard waste cart? [READ LIST, RECORD MULTIPLE RESPONSES]

N =	61	100%
Pizza boxes	38	62%
Paper plates or napkins.....	6	10%
Milk cartons or frozen food containers.....	2	3%
Newspaper	3	5%
Junkmail	3	5%
Other cardboard boxes.....	0	0%
Other.....	8	13%
Don't know (do not read).....	1	2%
Refused (do not read)	0	0%

Q327C:

If you had the opportunity, would you use compost made from food waste for your lawn and garden?

N =	152	100%
Yes.....	107	70%
No	36	24%
Don't Know (do not read).....	9	6%
Refused (do not read)	0	0%

Q327D:

Why would you not use compost made from food waste?

N =	36	100%
hit 'Enter' to continue.....	34	94%
Don't know (do not read).....	2	6%
Refused (do not read)	0	0%

Q36:

What does your household most often do with grass clippings from your lawn? [READ LIST; ALLOW MULTIPLE RESPONSES]

N =	530	100%
Leave clippings on lawn [same as mulching mower].....	146	28%
Curb or alley yard-waste recycling.....	181	34%
Compost bin or pile	95	18%
Self haul for recycling	4	1%
Self haul for disposal.....	2	0%
Landscape service [same as lawn service].....	42	8%
Don't have lawn	34	6%
Other -- specify.....	18	3%
Don't know (do not read).....	5	1%
Refused (do not read)	3	1%

Q36_2:

Do you ever compost your yard waste at home? [To clarify, composting is the action of placing organic materials such as yard wastes in a bin, container, or pile and allowing these materials to break down. Composting also applies to the act of digging a hole and burying these materials.]

N =	497	100%
Yes.....	191	38%
No	303	61%
Don't Know (do not read).....	2	0%
Refused (do not read)	1	0%

Q362A:

How often do you compost your yard waste at home?

N =	191	100%
hit 'Enter' to continue.....Y	184	96%
Don't know (do not read).....	7	4%
Refused (do not read)	0	0%

Q42:

Do you have any computers at home that you no longer use and are currently storing? If so, how many?

N =	600	100%
No/None	393	66%
One	119	20%
Two.....	53	9%
Three.....	16	3%
More than 3	13	2%
Don't know (do not read).....	5	1%
Refused (do not read)	1	0%

Q43:

If you needed to get rid of an unwanted computer, what would you do with it? [DO NOT READ LIST; RECORD MULTIPLE MENTIONS]

N =	600	100%
Throw it away in the garbage	18	3%
Take it to the dump/transfer station.....	36	6%
Take it to a recycling collection event.....	110	18%
Take it to a store or collection center	85	14%
Sell it.....	8	1%
Donate it	60	10%
Give it away to friends or family.....	33	6%
Recycle it -- probe: "could you tell me how you would do that?".....	75	13%
Other -- specify.....	81	14%
Don't know (do not read).....	92	15%
Refused (do not read)	2	0%

Q43_5:

Assume that your computer is broken and can't be fixed, but that recycling services are available. Which would be the most convenient way for you to recycle your computer?

Would you...

N =	600	100%
Take it to the local computer/electronics store	202	34%
Take it to the local transfer station	201	34%
Send it back to the manufacturer	11	2%
or something else -- specify.....	152	25%
Don't know (do not read).....	29	5%
Refused (do not read)	5	1%

Q45:

Do you have any TVs at home that you no longer use and are currently storing? If so, how many?

N =	600	100%
No/None	483	81%
One	79	13%
Two.....	31	5%
Three.....	4	1%
More than 3	3	1%
Don't know (do not read).....	0	0%
Refused (do not read)	0	0%

Q46:

If you planned to get rid of an unwanted TV, what would you do with it? [DO NOT READ LIST; RECORD MULTIPLE MENTIONS]

N =	600	100%
Throw it away in the garbage	20	3%
Take it to the dump/transfer station.....	119	20%
Take it to a store or collection center	82	14%
Sell it.....	27	5%
Donate it	89	15%
Give it away to friends or family.....	34	6%
Recycle it -- probe: "could you tell me how you would do that?".....	71	12%
Other -- specify.....	60	10%
Don't know (do not read).....	97	16%
Refused (do not read)	1	0%

Q47:

TVs, computers, and some electronics have parts that can harm the environment if they are improperly disposed. Who do you think should pay for making sure these products are safely recycled or disposed? Would you say... [READ LIST BEFORE ACCEPTING A RESPONSE; RECORD ONE RESPONSE]

N =	600	100%
Consumer..... 1	256	43%
Government..... 2	56	9%
Manufacturer..... 3	164	27%
Retail store..... 4	22	4%
(do not read) Other -- specify..... 5	56	9%
Don't know (do not read)..... 6	43	7%
Refused (do not read)..... 7	3	1%

Q47_5:

If a small fee was charged for recycling your broken or outdated electronic equipment, would you prefer to pay the fee... [READ LIST BEFORE ACCEPTING A RESPONSE; RECORD ONE RESPONSE]

N =	600	100%
When you purchase the equipment..... 1	166	28%
When you are ready to recycle the equipment..... 2	402	67%
(DON'T READ) There shouldn't be a fee..... 3	16	3%
Don't know (do not read)..... 7	13	2%
Refused (do not read)..... 9	3	1%

Q49_5:

In the past two years, have you visited King County's website to obtain information about garbage service and recycling?

N =	600	100%
Yes..... 1	192	32%
No..... 2	404	67%
Don't Know (do not read)..... 7	4	1%
Refused (do not read)..... 9	0	0%

Q59_1:

Do you currently have latex paint stored in your household?

N =	600	100%
Yes..... 1	316	53%
No..... 2	251	42%
Don't Know (do not read)..... 7	33	6%
Refused (do not read)..... 9	0	0%

Q59_2:

How many gallons of latex paint do you currently have stored? Would you say...

N =	316	100%
Less than one gallon	26	8%
One to five gallons.....	179	57%
More than five gallons.....	100	32%
Don't know (do not read).....	10	3%
Refused (do not read)	1	0%

Q59_3:

Why do you store your leftover latex paint?

N =	316	100%
hit 'Enter' to continue.....	313	99%
Don't know (do not read).....	2	1%
Refused (do not read)	1	0%

Q59_4:

If you wanted to get rid of leftover latex paint, what would you do with it? [Do not read list. Select first mention.]

N =	600	100%
Take it to a transfer station / dump	91	15%
Take it to the Haz Shed	37	6%
Take it to Factoria.....	10	2%
Take it to the Wastemobile	24	4%
Take it to a special / community collection event.....	160	27%
Other -- specify.....	188	31%
Don't know (do not read).....	88	15%
Refused (do not read)	2	0%

Q59_5:

King County currently accepts leftover latex paint as a hazardous waste at the Wastemobile and Factoria Haz Shed. If latex paint were no longer accepted at these programs, how would you get rid of your latex paint? [DO NOT READ LIST; RECORD MULTIPLE MENTIONS]

N =	322	100%
Throw it away in the garbage	22	7%
Dry it out and throw it away.....	40	12%
Use it up.....	5	2%
Sell it.....	1	0%
Donate it	4	1%
Give it away to friends or family.....	6	2%
Other -- specify.....	79	25%
Don't know (do not read).....	165	51%
Refused (do not read)	0	0%

Q102:

These last few questions just help us understand who completes the survey... How many years have you lived at your present residence? [Enter exact number of years. Enter '0' for less than one year.]

N =	600	100%
Don't know (do not read).....	777	1 0%
Refused (do not read)	999	2 0%

Q105:

Which of the following best describes your combined annual household income?

N =	600	100%
Under \$20,000.....	01	16 3%
\$20,000 to \$29,000.....	02	33 6%
\$30,000 to \$39,000.....	03	35 6%
\$40,000 to \$49,000.....	04	39 7%
\$50,000 to \$74,000.....	05	94 16%
\$75,000 to \$99,000.....	06	83 14%
\$100,000 or more	07	204 34%
Don't know (do not read).....	77	7 1%
Refused (do not read)	99	89 15%

Q106:

What ethnic group best describes your background? [PROMPT ONLY IF NEEDED] [If R gives more than one ethnicity in a combination that does not appear on the response option list, code as "Other / Mixed racial heritage"]

N =	600	100%
White/Caucasian.....	01	491 82%
Hispanic/Latino	02	6 1%
Black/African-American	03	11 2%
Native American/American Indian.....	04	2 0%
Chinese-American	05	7 1%
Japanese-American.....	06	4 1%
Other Asian/Pacific Islander.....	07	21 4%
Other / Mixed racial heritage.....	08	31 5%
Don't know (do not read).....	77	2 0%
Refused (do not read)	99	25 4%

Q107:

Do you have any final comments you would like to pass along to the King County Solid Waste Division?

N =	600	100%
Yes - specify	1	203 34%
No	2	395 66%
Don't Know (do not read).....	7	2 0%
Refused (do not read)	9	0 0%

Q109:

And finally, just to verify, did I reach you by dialing <PHONE>?

N =	600	100%
Yes..... 1	585	98%
No 2	6	1%
Don't Know (do not read)..... 7	4	1%
Refused (do not read) 9	5	1%

INT98:

I'm sorry, but you are not qualified to do this survey. Thank you for your time and have a good day/night.

N =	0	100%
Not Qualified..... 15	0	0%

INT99:

That's the end of the survey. Thank you for your time, and have a good evening.]

N =	600	100%
Complete..... 08	600	100%
