

Product Photographs

Name of product	Hazard level	Hazard category
Arm & Hammer Baking Soda	No <i>Caution, Warning, Danger</i> or <i>Poison</i>	None
Bon Ami	<i>Caution</i>	Irritant
Clears Drains Quick and Easy	No <i>Caution, Warning, Danger</i> or <i>Poison</i>	None
Clorox Bleach	<i>Danger</i>	Corrosive, reactive
Comet Cleanser	<i>Caution</i>	Not clear from front label
Dow Heavy Duty Oven Cleaner	<i>Danger</i>	Corrosive, toxic
Heinz Cider Vinegar	No <i>Caution, Warning, Danger</i> or <i>Poison</i>	None
K2r Spot-lifter	<i>Danger</i>	Flammable, irritant, toxic
Krylon Interior/Exterior Paint	<i>Danger</i>	Flammable, irritant, toxic
Liquid-Plumr	<i>Danger</i>	Corrosive, toxic
Lysol	<i>Warning</i>	Not clear from front label
Murphy Oil Soap	No <i>Caution, Warning, Danger</i> or <i>Poison</i>	None
OxiClean	<i>Caution</i>	Toxic
Parson's Ammonia	<i>Caution</i>	Irritant, toxic, reactive
Pine-Sol	<i>Warning</i>	Irritant, toxic
Plunger	No <i>Caution, Warning, Danger</i> or <i>Poison</i>	None
Red Devil Lye	<i>Poison</i>	Corrosive, toxic, reactive
Schweppes Club Soda*	No <i>Caution, Warning, Danger</i> or <i>Poison</i>	None
Soft Scrub Cleanser	<i>Caution</i>	Irritant
Spray-n-Wash	<i>Caution</i>	Irritant
Tilex	<i>Warning</i>	Irritant

These photos show only the front label. Actual products could have much more information on the back label, including additional hazard categories. For this exercise, the product photos are categorized only by the information available on the front labels.


Always read the front and back label of the actual product you are considering using or buying.

Companies change their formulas frequently; thus, the hazard level or category may also change. As these photos become dated, they may not represent the current formulation of a product.

What is “reactive”? There are many different kinds of hazardous reactions. In homes, the most common reactive products are chlorine bleach and ammonia. If these products are accidentally mixed, they produce toxic gases. Products containing chlorine bleach or ammonia are reactive and will say on the back label “do not mix with other household products to avoid hazardous gases.” This information is often not stated on the front label and your students will not have access to that information with this photo set.

* How to use club soda to whiten laundry: ehow.com/how_450613_whiten-laundry-chlorine-bleach.html

**A
HOUSE-FULL
OF USES!** See back



Natural
Baking Soda

For Baking,
Cleaning & Deodorizing



100% ARM & HAMMER SINCE 1900

NET WT. 2 LB. (907 g)




Clears Drains Quick and Easy!

**Safe & effective
to use in:**

- Bathroom Sink
- Bath Tub
- Laundry Tub
- Shower



Easy to Use!





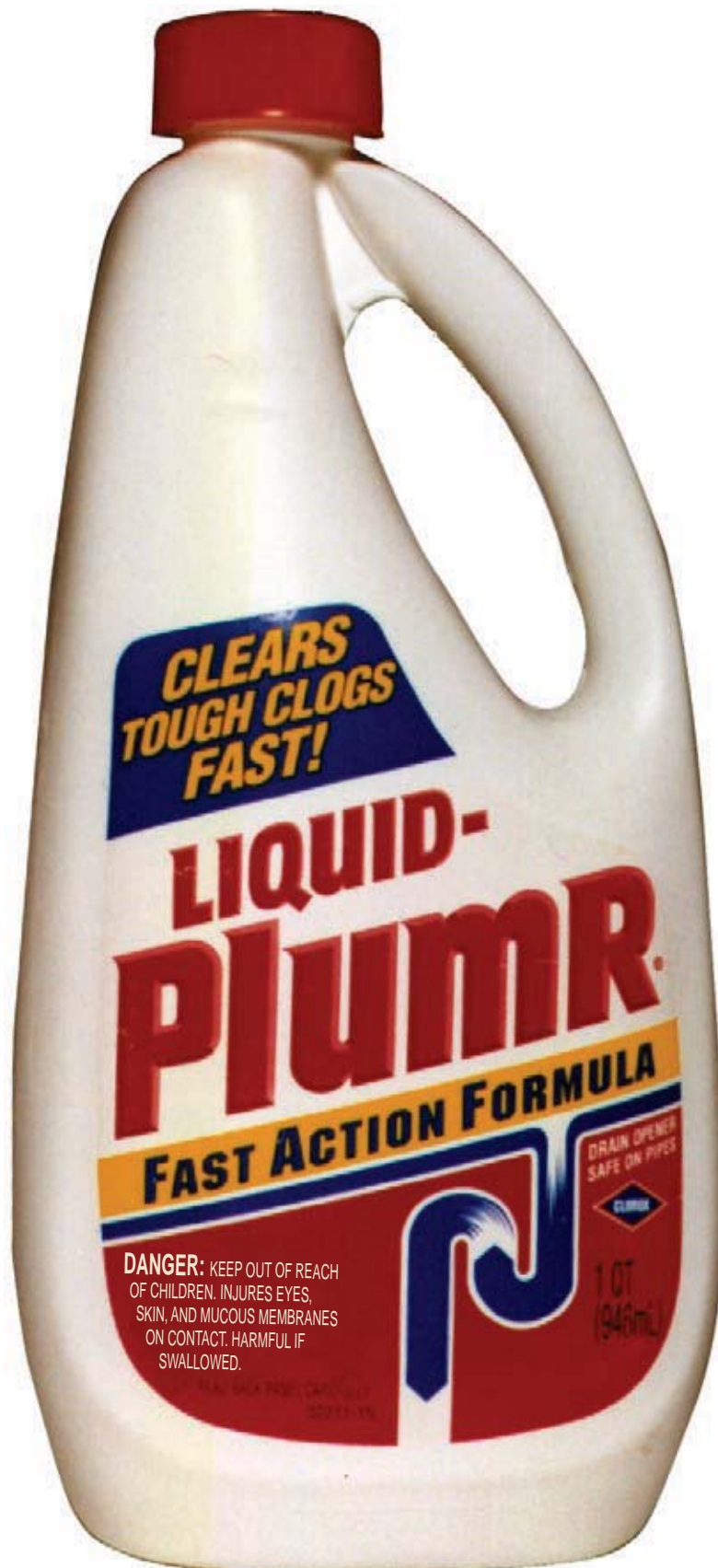












DANGER: KEEP OUT OF REACH OF CHILDREN. INJURES EYES, SKIN, AND MUCOUS MEMBRANES ON CONTACT. HARMFUL IF SWALLOWED.

DRAIN OPENER
SAFE ON PIPES

CLOROX

1 QT
(946 mL)









CAUTION: HARMFUL IF SWALLOWED.
IRRITANT. CAREFULLY READ PRECAUTIONS ON BACK.

NET 28 FL. OZ. (1 PT. 12 OZ.) (.83 liter)





