

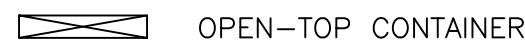








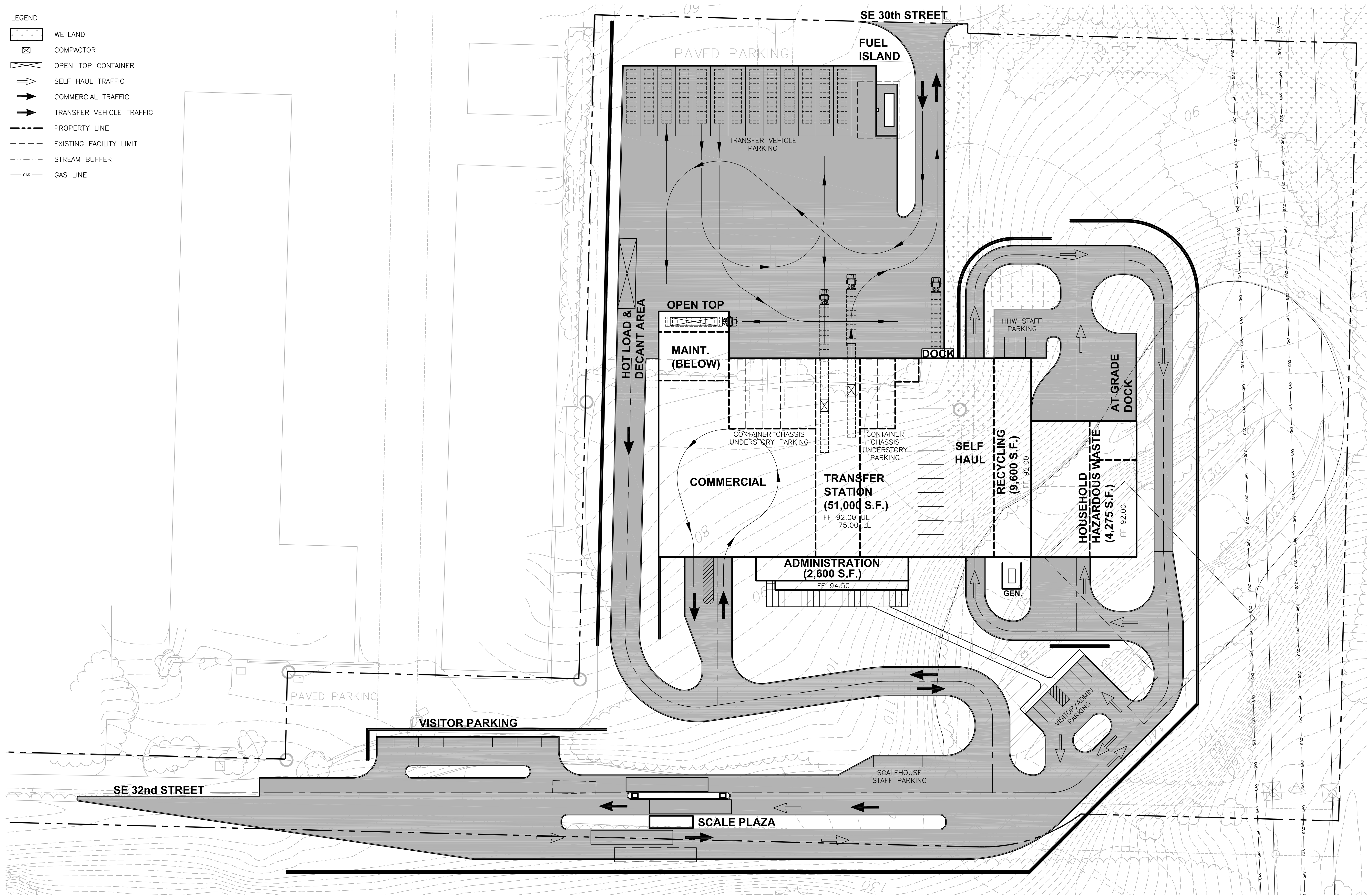


- LEGEND
-  WETLAND
  -  COMPACTOR
  -  OPEN-TOP CONTAINER
  -  SELF-HAUL TRAFFIC
  -  COMMERCIAL TRAFFIC
  -  TRANSFER VEHICLE TRAFFIC
  -  PROPERTY LINE
  -  EXISTING FACILITY LIMIT
  -  STREAM BUFFER
  -  GAS LINE



NOVEMBER 2010

 <p>SCALE IN FEET</p>		 <p>King County Department of Natural Resources &amp; Parks</p>	<p><b>FIGURE 3</b> <b>PREFERRED SITE PLAN</b></p> <p><b>FACTORIA RECYCLING AND TRANSFER STATION</b></p>
------------------------------------------------------------------------------------------------------------	---------------------------------------------------------------------------------------	----------------------------------------------------------------------------------------------------------------------------------------------------------	-------------------------------------------------------------------------------------------------------------