


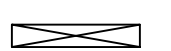


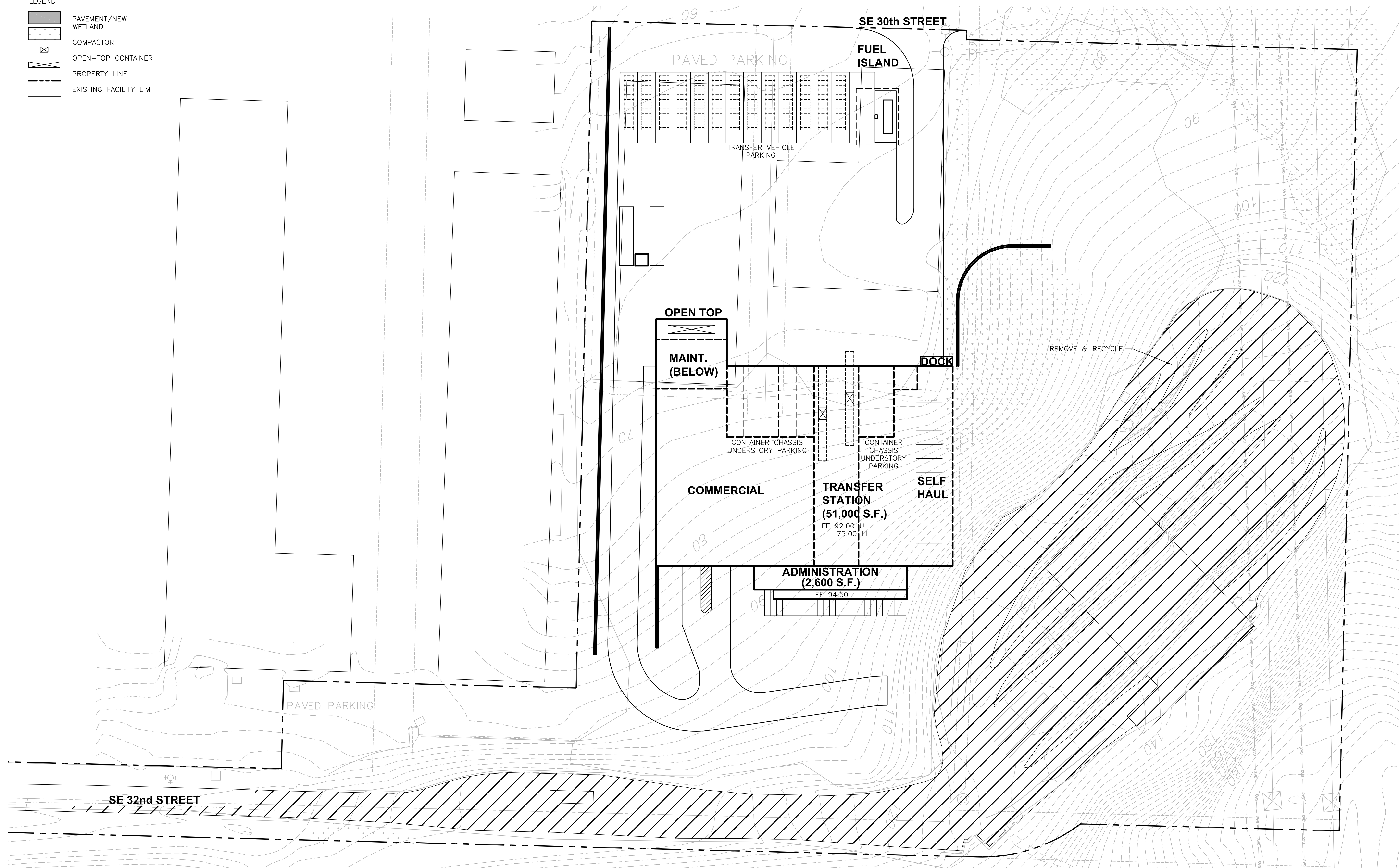


- LEGEND
-  PAVEMENT/NEW WETLAND
  -  WETLAND
  -  COMPACTOR
  -  OPEN-TOP CONTAINER
  -  PROPERTY LINE
  -  EXISTING FACILITY LIMIT



NOVEMBER 2010

 <p>SCALE IN FEET</p>		 <p>HDR Engineering, Inc.</p>	 <p>King County Department of Natural Resources &amp; Parks Solid Waste Division</p>	<p><b>FIGURE 18</b> <b>PHASE III</b> <b>CONSTRUCTION</b></p>
--	---	--	---	--

**King County**  
Department of Natural Resources & Parks  
Solid Waste Division

**FACTORY RECYCLING AND TRANSFER STATION**