


# King County Green Schools Program Food Scrap Recycling May 21, 2009

Sam Wilder



# Food Scrap Recycling Session

- **Presentation 1:**

Why, what and how of school food scrap recycling

- **Presentation 2:**

Collection from schools for off-site composting

- **Presentation 3:**

On-site composting

- 5 minutes of Q&A after each presentation

- **Discussion:** Share your experiences, challenges and best practices

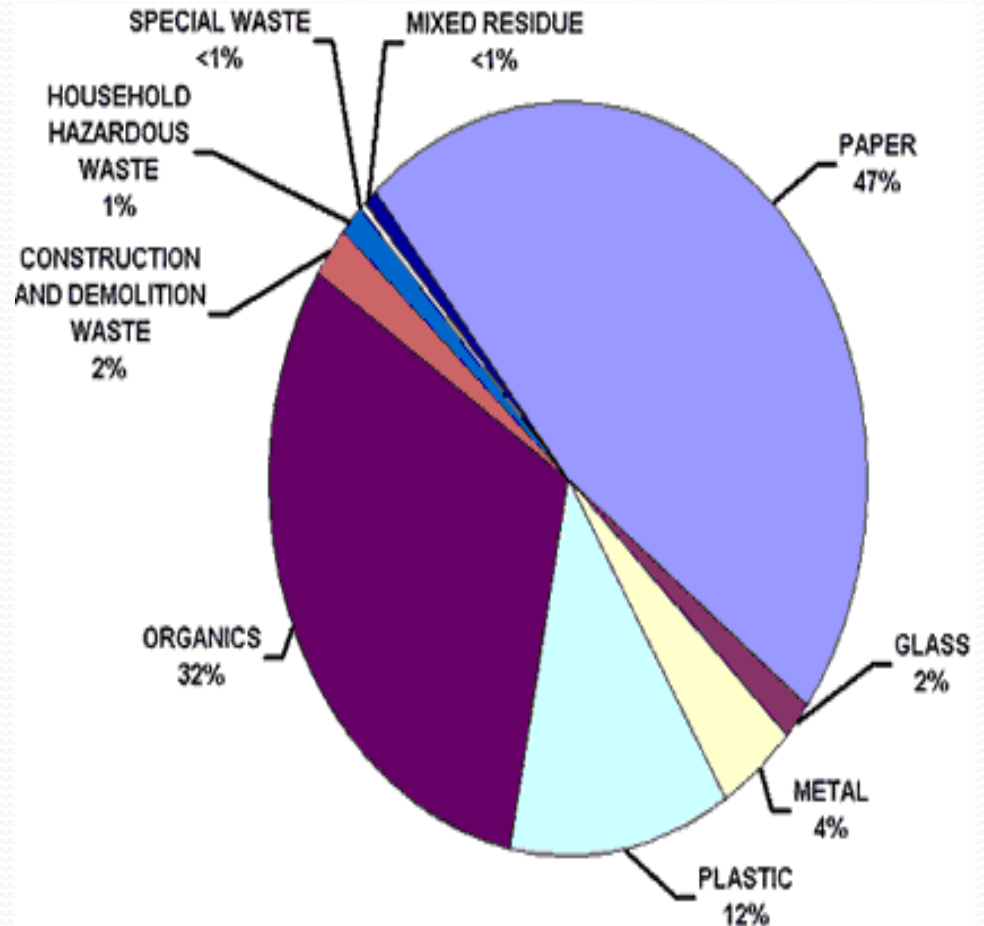
# How Many Schools?

- Participants in the room?
- Schools in King County/Seattle with food scrap collection:
  - Over 80 with Cedar Grove
  - 22 with Waste Management (Kirkland/Redmond)
- Contractor has worked with 29 schools to set up food composting in elementary, middle and high school cafeterias in Bellevue, Issaquah, Kirkland and Redmond - total of 15,000 students.

# How Much? Quantity of Food Scraps in School Solid Waste

## – What is generated by schools? (weight)

- Paper 47%
- **Organics 32%**
- Plastics 12%
- Metal 4%
- Glass 2%
- Other 3%



# How Much? Quantity of Food Scraps in School Solid Waste

Quantity depends on...

1. Size of school – number of students
2. How much organic material is collected (kitchen only, or students also)
3. Use of compostable products (trays)

Cedar Grove picks up a range of  
1 – 16 cy/month in schools

# Benefits of Food Scrap Recycling in Schools

- Diverts compostable materials from the landfill
- Saves money
- Conserves resources
- Reduces greenhouse gas emissions
- Educates students



# Food Scrap Composting: Lesson Integration

- King County workshops
  - we'll teach it for you!
- Green Schools Team projects
  - worm bins and lunchroom monitoring
- Lessons on food decomposition
  - fit well with cycles lessons
- Can be included in native planting units



# Challenge: Cost of Collection

## – Solutions

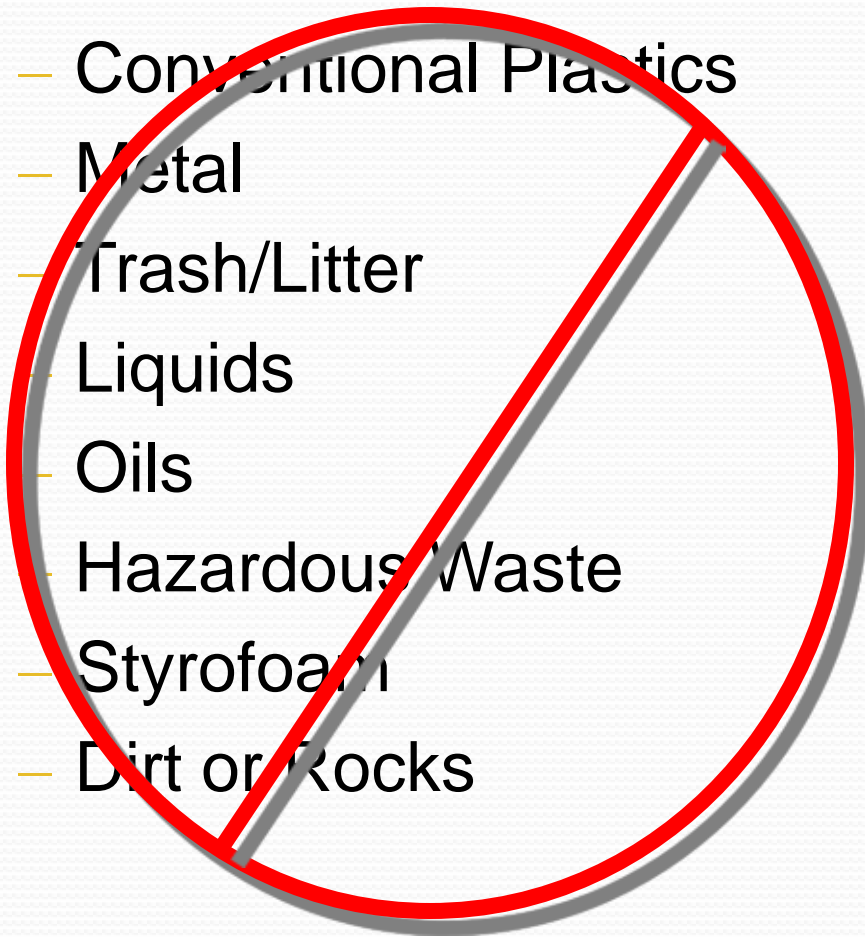
- City of Kirkland and City of Redmond – composting collection is embedded in garbage cost
- Add food scraps to yard waste dumpster (collection must be at least once a week)
- Reduce garbage dumpster size or frequency of collection to offset cost of new program





# What is Compostable?

- Food scraps
  - Meat, bones, dairy
  - Fruit and vegetable scraps
- Food soiled paper (non-coated)
- Kitchen paper towels
- Napkins

- Conventional Plastics
  - Metal
  - Trash/Litter
  - Liquids
  - Oils
  - Hazardous Waste
  - Styrofoam
  - Dirt or Rocks
- 

# Program Components

- Who to involve
- Waste assessment
- Materials needed
- Training and outreach
- Monitoring
- Ongoing promotion

# Who to Involve

- District staff: Resource Conservation Manager (RCM) or Facility Manager; Head of School at private schools
- Food services/purchasing staff
- Principals
- Hauler
- Custodial staff
- Teachers and other staff
- Student groups and classes
- Parent groups



# Materials Needed

- Outdoor container from hauler
  - Carts
  - Dumpsters
- Indoor collection containers
  - 20 gallon container
  - 32 gallon container
  - “Slim jims” – 20 gallon
  - Color coded
  - Color tape
  - Signs
- Bags to line indoor containers
  - Bio-bags (compostable)
  - Trash bags
  - No bags



# Challenge: Bagging Materials

## – Solutions

- Use bio-bags. These cost more than regular plastic trash bags, however.
- Use regular plastic garbage bags, dump contents into hauler's outdoor container -- and then dispose of the empty plastic trash bag in the garbage. (Cedar Grove rubber bands can help.)
- Do not use bags - rinse out collection containers daily (Use a mop drain, not a storm drain.)

# What it looks like . . .



# Training and Outreach

- Presentations - assembly/classroom/staff meeting
- Signs
- Announcements
- Props
- Characters
- Handouts/ posters



Great way to involve  
a student group!! Key to success!!

# Kick Off Week

- Announcements at lunch
- Posters/signage
- Staff/principal involvement
- Wear green
- Monitors at stations
  - Identification for monitors





# Monitoring

- Pairs of students, parent, staff
- Wear green on kick off, aprons, stickers, pins, lanyards
- For two weeks every day
- Once a week - thereafter
- Middle school and high school specifics



# Case Study

- **Lake Washington School District**
  - Estimated annual cost savings from participating Redmond and Kirkland schools: \$35,000.
  - On average 50 - 60% reduction in garbage on the first day of the program.
  - Composting food scraps plus use of durable products account for these savings.



# Case Study

- **Tahoma Junior High** (Tahoma School District)
  - Cedar Grove collects 16 yards of organics/month
  - School eliminated a 4-yard garbage dumpster, saving \$400/month.
  - With savings, the district pays Cedar Grove for weekly collection of organics. Cost: \$151.80/month
  - Net savings: \$248.20/month

# Questions?

